

演習で学ぶ 有機反応機構

大学院入試かち最先端きで

有機合成化学協会 編



化学同人

序 文

学協会の事業の一つとして、有機合成化学協会も以前から便覧や単行本などの出版事業を行ってきた。しかし、近年出版界を取り巻く事情も大きく変わった。そこで、本協会としこも新かに、時代に即応した出版活動を再出発させようということになり、2004年に出版委員会を新たに立ちあげ、少数の委員で今後の出版企画を検討してきた。

現代の学問や研究の世界ではおびたがしいほどの研究情報が氾濫しており、それらを整理し紹介する各種の著作物が数多く出版されている。しかし、ひと昔前に比べて出版事業を取り巻く状況も大きく変貌している、情報は氾濫しているが、同時にコンピュータ技術が著しく発展したお陰で情報処理が簡単になり、とりわけコンピュータ検索により、新しい情報や必要なデータの入手が個人レベルでも格段に容易になった。それによつて、今日では出版物の利用価値が相対的に減少していることは間違いない。

このような風潮のなかで、有機合成化学協会として出版事業を進めるからには、よほど特徴のあるものを指向しなければならない。本協会会員の多くの興味を引を、かつ有益な情報を提供しうる題目を選びだししかも一般の出版物とは一味違った、斬新な内容をもりた企画の提案である。このようなことを念頭において、出版委員会は努力を重ねている。

今回第一冊目として東京大学大学院薬学系研究科の福山 透教授の研究室で企画編集された『演習で学ぞ有機反応機構——大学院入試武から最先端まで』を出版することになりか。福山研究室では多年にわたり、有機合成反応を理解し、反応機構を考える力の養成のために演習問題を数多く集めてこられた。本書は、それらを系統的にまとめて編集したもので、般の演習書とはかなり趣きの違ったユニークな内容になっている有機化学を専攻する学生に有機合成の面白さを会得させ。また有機合成の研究者にも合成の実力をアマブさせるために大いに役立つものであり本協会の出版物、としてふさわしいものキ考えている。

2005年7月

出版委員会委員長

辻 二郎

有機合成化学協会 出版委員会

- 【出版委員長】 辻 二郎 (東京工業大学名誉教授)
【出版副委員長】 竜田邦明 (早稲田大学理工学術院院長)
- 【出版委員】 戸嶋一敦 (慶應義塾大学理工学部教授)
德山英利 (東京大学大学院薬学系研究科助教授)

執筆 者

- 福山 透 (東京大学大学院薬学系研究科教授)
德山英利 (東京大学大学院薬学系研究科助教授)
菅 敏幸 (静岡縣立大学薬学部教授)
横島 聡 (東京大学大学院薬学系研究科助手)

- | | | |
|-------|-------|------|
| 赤岩路則 | 北 陽一 | 半矢佑己 |
| 阿部昌尚 | 小泉一二三 | 松本幸爾 |
| 磯村峰孝 | 小柴隆宏 | 三村 啓 |
| 井上 暢 | 小村英樹 | 宮崎 徹 |
| 内田賢司 | 佐藤 步 | 森元後晴 |
| 岡野健太郎 | 下川 淳 | 山岸尋亮 |

まえがき

医薬・農薬の開発から新素材の創製にいたるまで、有機合成化学の重要性は増大の途をたどっており、それにとまなりて新反応や新化合物に関する論文が学術雑誌に氾濫している。19世紀以来、連綿と情報を蓄積してきた「有機化学」という広大な海で、目指す目的地に達するためには優れた航海術を身につける必要がある。もちろん、さまざまな有機反応を一つ一つ覚えていくのは途方もなく時間がかかるし、非効率的である。

近年、計算化学の発展によって、有機電子論に基づく形式的な反応機構解析の重要性が軽視されるようになった。しかし、電子論を習得することにより、いろいろな反応を統一的に理解することが可能となり、反応経路の予測や、反応のデザイン、ひいては合成ルート的设计に役立つことは明らかである。膨大な既知反応をただ丸暗記するだけでは何も新しいことは生まれないが、その底流にとのような(形式的な)電子の流れがあるかを見きわめることが新しいアイデアの源泉となりうる。有機電子論、いわゆる Arrow-Pushing Mechanism では、主として活性反応種であるアニオン、カチオンやラジカルの安定性および生成・開裂する結合のエネルギーなどを考慮に入れながら、全体としてエネルギー的に有利な生成物に導くような経路を考える学問である。初学者にとってとくに重要なのは、分子全体に目をくばり、決して省略することなく反応の各ステップをノートに書いて、次に何が起こりうるかを注意深く考察することである。多くの有機化学教科書では、取録すべき概念や領域があまりにも多いためか、個々の反応についての解説には十分なスペースが割かれていないのが実情である。また、基本的な反応から高度な反応までのメカニズムを詳細に解説した演習書も少ない。

アメリカでは多くの大学の有機化学専攻の大学院生は Cumulative Examination というテストを毎月受験し、一定の合格数に達しなければ博士号の取得早資格が得られない。

試験には有機反応機構の問題が多く出題されるので、彼らは自主にでも有機電子論を勉強せざるをえない仕組みになっている。一方、わが国では学部や大学院での専門教育が、アメリカの大学ほど厳しくは求められておらず、所属研究室に学生教育の大半の責任が委ねられている。てのような現状のもとで有機化学の力をつけるためには、講義ノート、教科書、それに参考書も学習しつつ、演習書を自習していろいろな重要な反応の理解を徹底的に自分のものにするのが早道であると信ずる、

本書は初級問題(A)、中級問題(B)、上級問題(C)と解答編から構成されている《それぞれ A は基礎的で重要な反応問題、B は大学院人試レベルか、それよりやや難易度の高い問題 c は大学院から実社会の研究者レベルの問題が集められている。

初学者は初級編の各問題が完全に自分のものになるまで何度も挑戦すべきであるし、簡単なステップを省略する癖のついた上級者には初級編も参考になると思う。また、20分考えてもわからないときにはさりさと降参して答えを見たほうがよいし、わからなかった問題は後目再挑戦して自分のものにすればよい。そのために各問題には三段階のチェックボックスが用意されている。解答欄に書かれた反応機構は引用文献の著者が提示したのもあれば、福山研究室で考えたものもあり、両方併記の場合もある、

一般的に、有機反応では不安定な中間体の存在が確認できず、反応経路がブラックボックスのなかに入っていることが多い。したがって、真の反応機構は何かと悩むよりも、論理的に反応機構を考えられるようになることのほうが重要である。本書の問題をすべて自分のものにするのができたなら、相当に有機化学の実力がつくことは疑いない。なお、解答欄のコメントは短い英語で書かれているが、初学者でもこの程度の英語ならさして負担にならないことと、英語のほうが簡潔に説明できるからということでご一承願いたい。

本考に劫載された問題の大部分は、当研究室のグループミーティングで出題されたり、スタッフが選んだものであるが、文部科学省特定領域研究「生体機能分子の創制」の計画班班員の方がたからご提供いただいた問題も含まれている。ここに感謝したい。また、本書は前々頁に示す当研究室のスタッフや院生が忙しい 究の合間をぬって執筆したものであるが、横島聡助手の献身的な努力なくしては完成しなかったことを特記しておきたい。

最後に、本書の企画・製作にご助力いただいた化学同人編集部平 佑幸氏に深く感謝したい。

2005年7月 東京大学大学院薬学系所研究科

天然物合成化学研究室 福山 透

目 次

- 序文
- 出版委員会一覧および執筆者一覧
- まえがき
- 略語表

問 題

■ 初級編

初級編は、有機化学の教科書で取えあばちにている基本的な反応中心に構成されている

【例題】2

問題数 78題

■ 中級編

中級編は、大学院入試かる大学院修士課程のレバルた想定して構成ちおている

【例題】20

問題数 128題

■ 上級編

上級編は、歴史に有名な反応かち最新の論文まこ、手でたえ十分な問題かち構成まれている

【例題】48

問題数 109題

解 答

解答 初級編

解答 中級編

解答 上級編

【コラム】福山研のグループミーティング風景

問題き解くコッ

【付 録】有機反応の反応機構を考えるにって

電気陰性度と酸性度定数

【索 引】和文索引および欧文索引

略語表

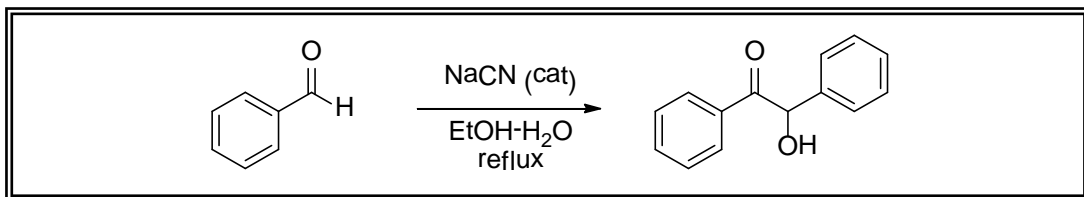
△	heat	liq	liquid
Ac	acetyl	m	meta
acac	acetylacetonate	mCPBA	m-chloroperbenzoic acid
AIBN	2,2"-azobisisobutyronitrile	Me	methyl
aq	aqueous	MEM	(2-methoxyethoxy)methyl
Ar	aryl	MOM	methoxymethyl
Bn	benzyl	Ms	methanesulfonyl
Boc	t-butoxycarbonyl	MS	molecular sieves
Bu	butyl	n	normal
cat	catalytic amount	NBS	N-bromosuccinimide
Cbz	benzyloxycarbonyl	NCS	N-chlorosuccinimide
CSA	10-camphorsulfonic acid	NMM	N-methylmorpholine
CSI	chlorosulfonyl isocyanate	NMO	N-methylmorpholine-N-oxide
Cy	cyclohexyl	Ns	o-nitrobenzenesulfonyl, nosyl
DABCO	1,4-diazabicyclo[2.2.2]octane	o	ortho
dba	dibenzylidenacetone	p	para
DBU	1,8-diazabicyclo[5.4.0]undec-7-ene	Ph	phenyl
ICC	N,N'-dicyclohexylcarbodiimide	Pr	propyl
DDQ	2,3-dichloro-5,6-dicyano-1,4-benzo-quinone	rt	room temperature
DEAD	diethyl azodicarboxylate	s	secondary
DMAP	4-(dimethylamino)pyridine	SET	single electron transfer
DME	1,2-dimethoxyethane	t	tertiary
DMF	N, N-dimethylformamide	TBAF	tetra-n-butylammonium fluoride
DMSO	dimethyl sulfoxide	TBS	t-butyldimethylsilyl
dppb	1,4-bis(diphenylphosphino)butane	Tf	trifluoromethanesulfonyl
DPPE	1,2-bis(diphenylphosphino)ethane	TFA	trifluoroacetic acid
EDCI	1-ethyl-3-(3-dimethylaminopropyl carbodiimide)	TFAA	trifluoroacetic anhydride
eq	equivalent	TfOH	trifluoromethanesulfonic acid
Et	ethyl	THF	tetrahydrofuran
HMPA	hexamethylphosphoramide	TIPS	triisopropylsilyl
hv	photoirradiation	TMS	triethylsilyl
i	iso	tol	tolyl
KHMDS	potassium hexamethyldisilazide	TosMIC	p-toluenesulfonylmethyl isocyanide
LDA	lithium diisopropylamide	Tr	triphenylmethyl, trityl
		Ts	p-toluenesulfonyl, tosyl
		TsOH	p-toluenesulfonic acid

問題 初級編



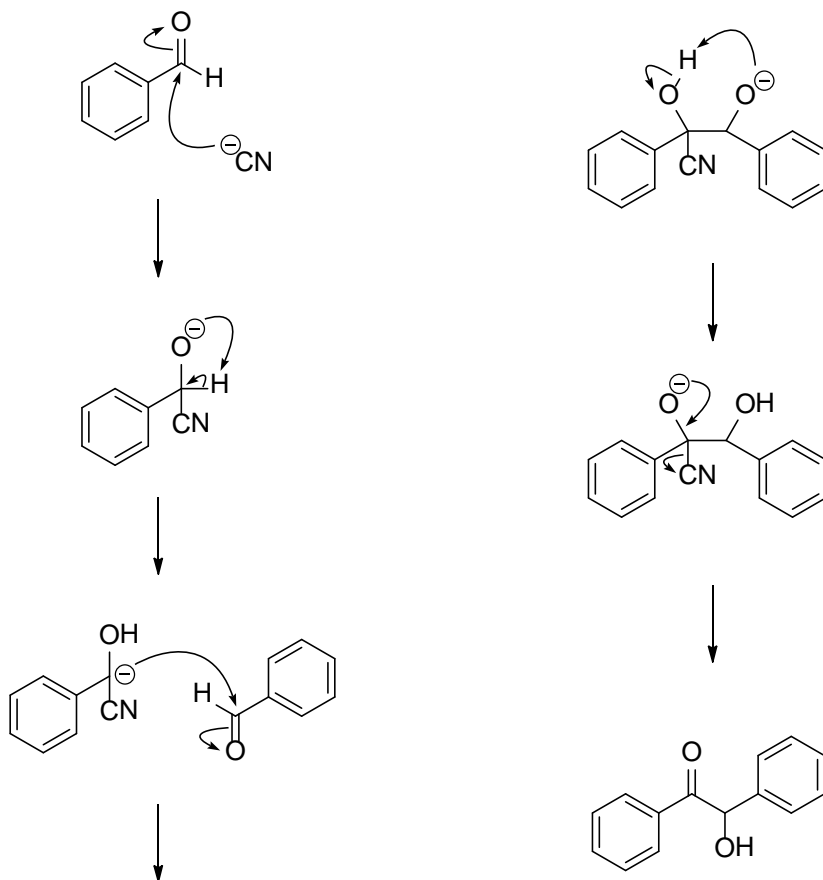
初級編は、有機化学の教科書で取りあげられている反応を中心に構成されている初学者は、教科書とともに、一問ずつ矢印を自らの手で描くことによって、有機反応の考え方の基礎を学んでほしいまた上級者にとっては、一見簡単そうに思える問題が多いかもしれないが、水素原子、電子などの細かなところまで一つ一つ丁寧に書いてみると、理解が不十分だった箇所が浮きぼりになると思うより難しい問題を解く前の準備運動として取り組んでほしい

例题 Provide reasonable arrow-push mechanisms for following reactions



解答


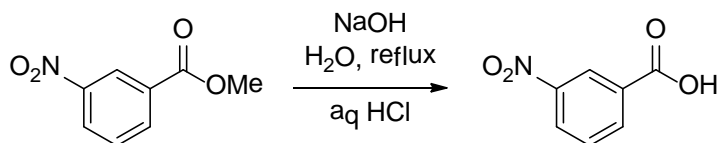
benzoin condensation



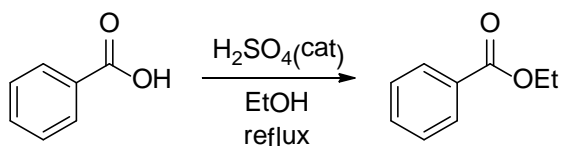
問題 Provide reasonable arrow-push mechanisms for following reactions

Check Box

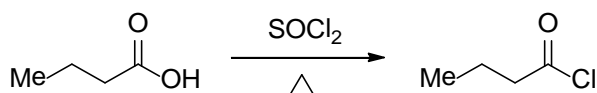
A001



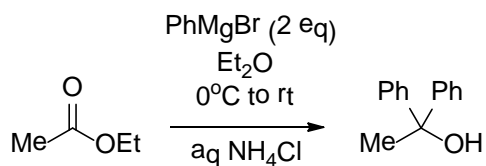
A002



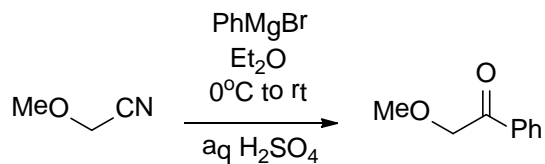
A003



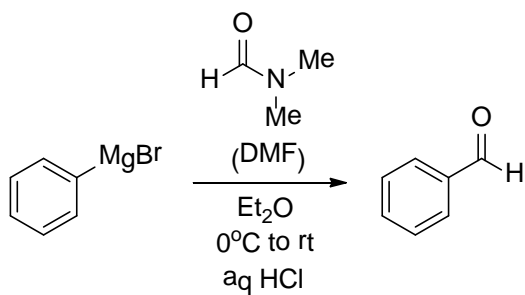
A004



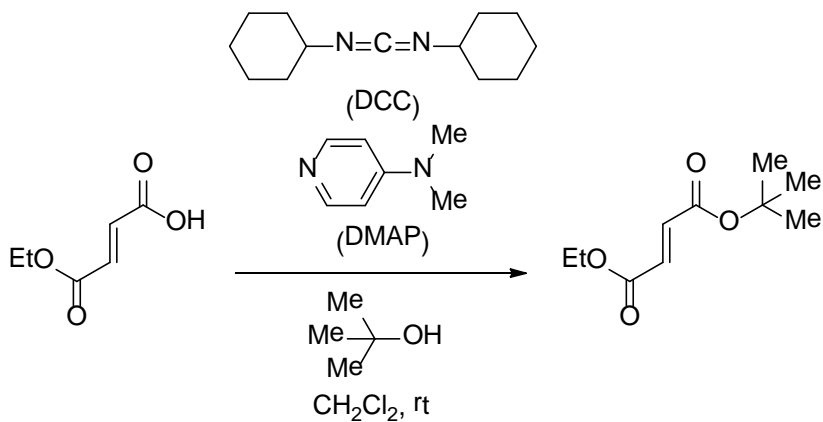
A005




A006



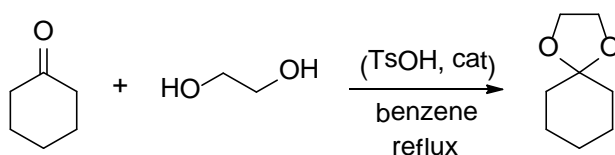
A007



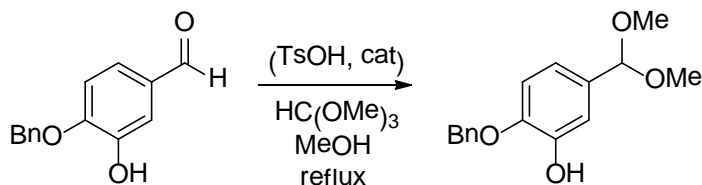
Check Box



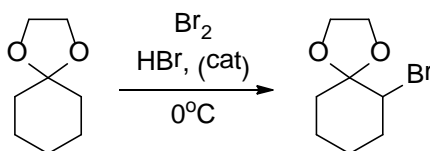
A008



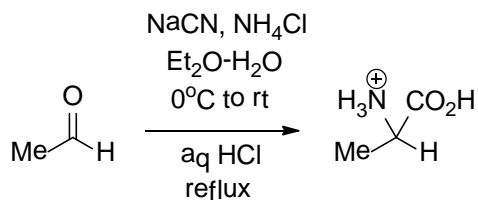
A009

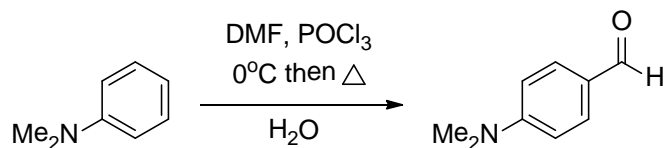

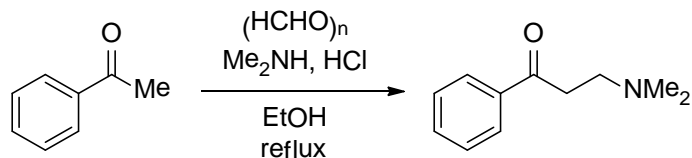
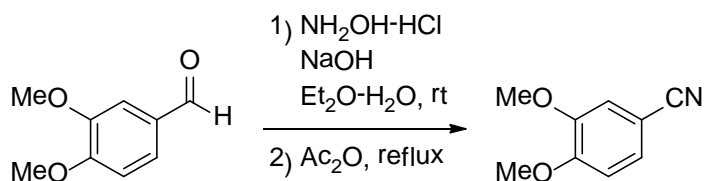

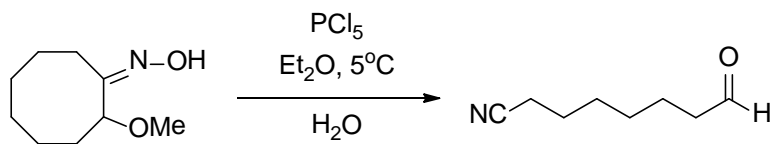
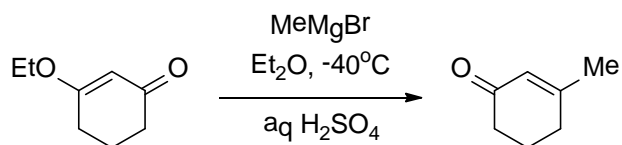
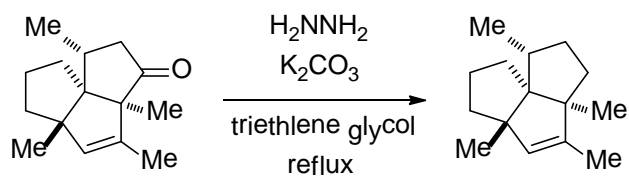


A010




A011

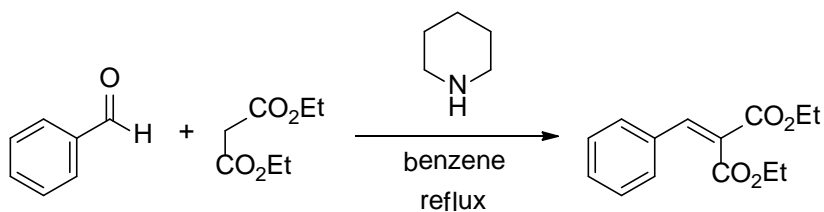


A012Check Box**A013****A014****A015****A016****A017**

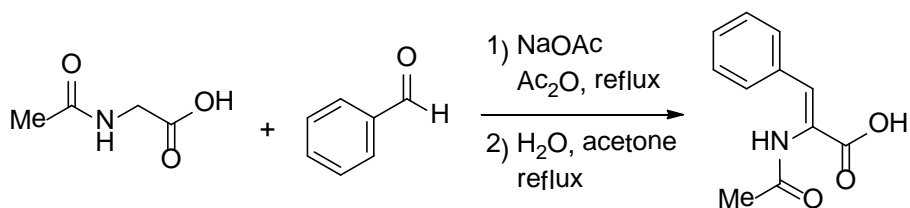
Check Box



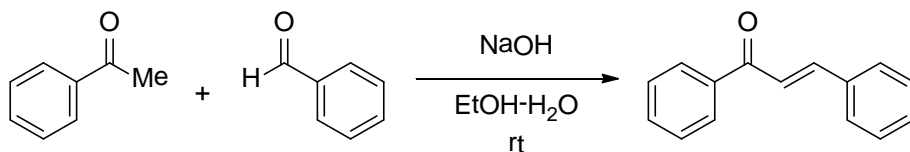
A018



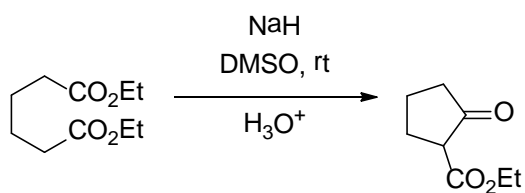
A019



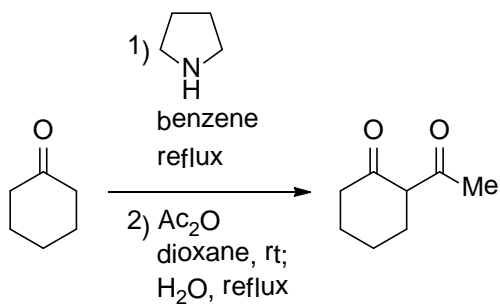
A020




A021



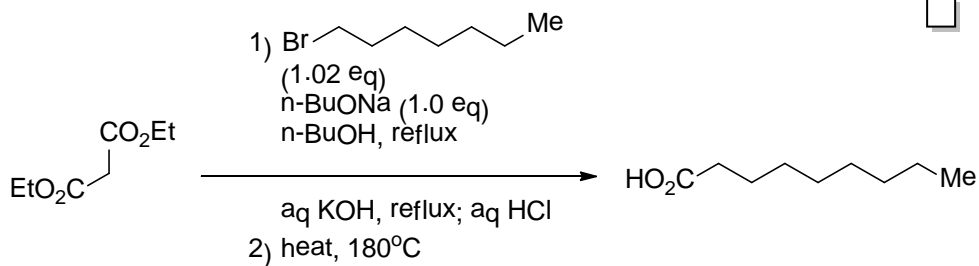
A022



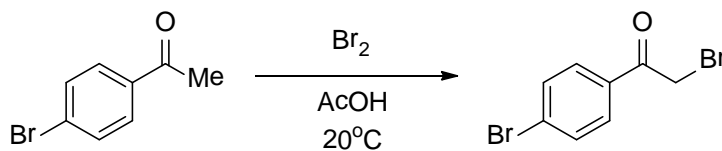
Check Box



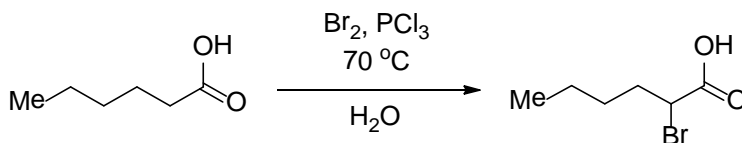
A023



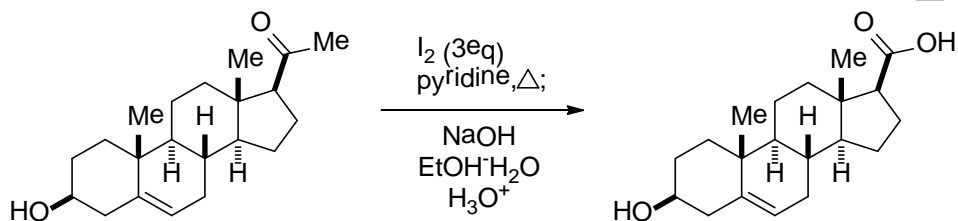
A024



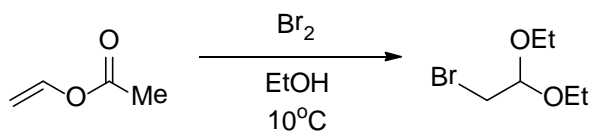
A025




A026



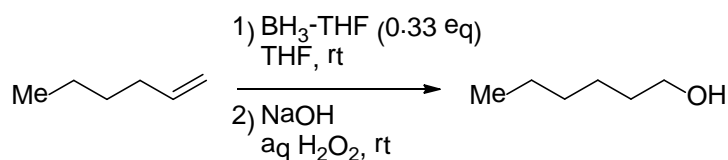
A027




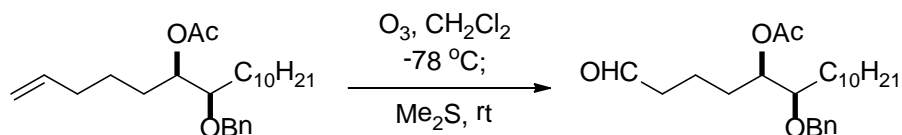
Check Box



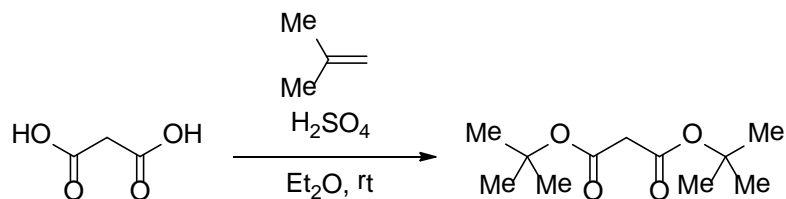
A028



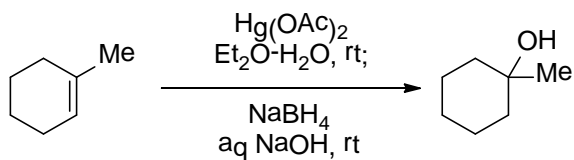
A029



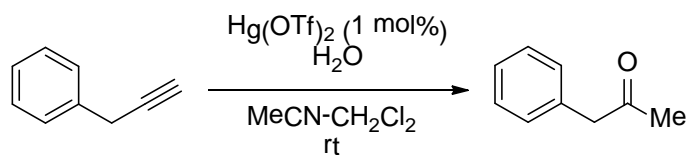
A030



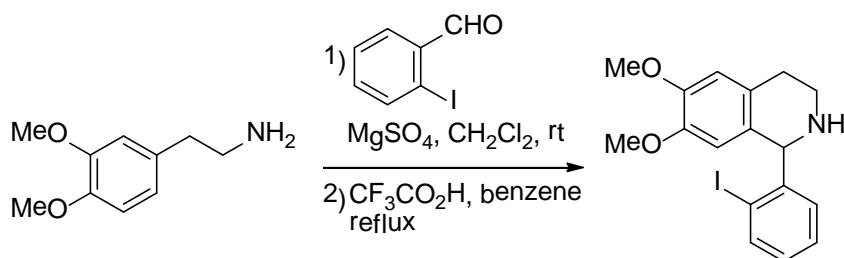
A031



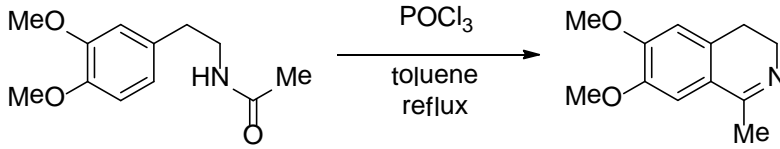
A032




A033



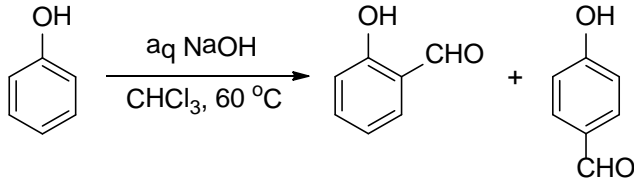
A034



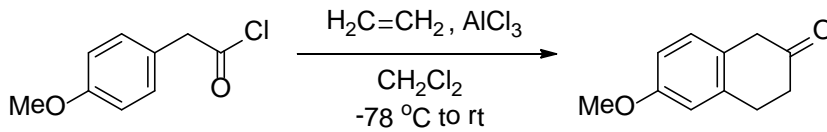
Check Box



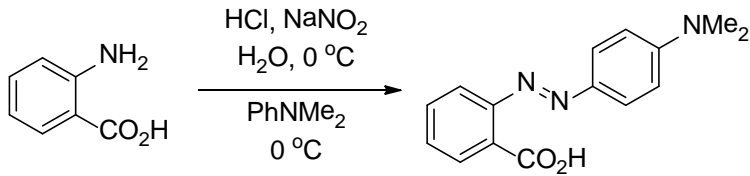
A035



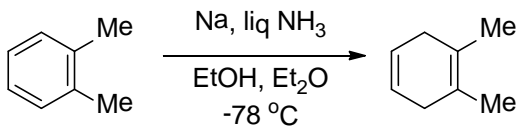
A036



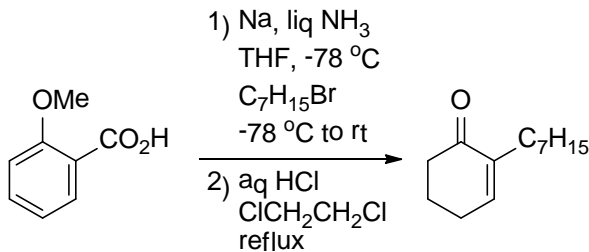
A037

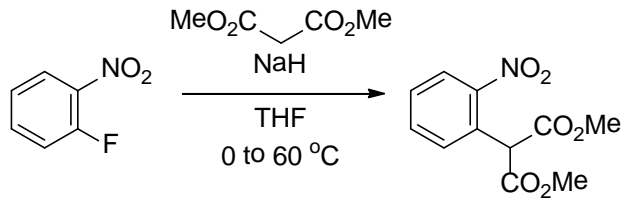

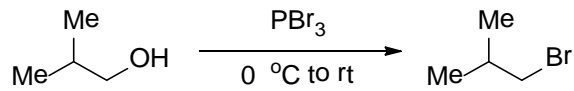
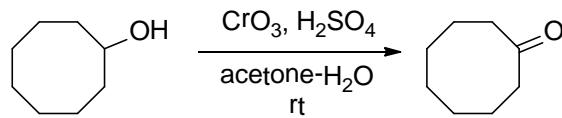
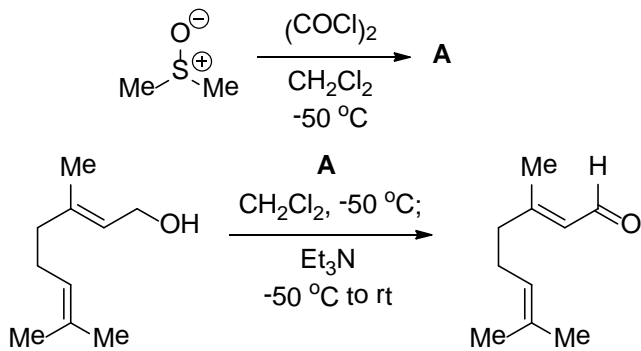
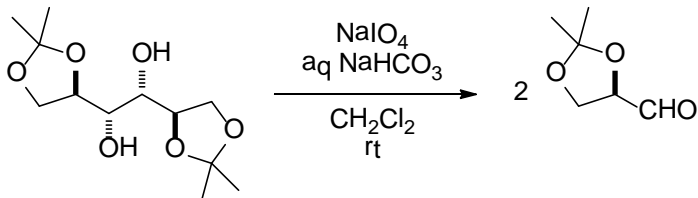
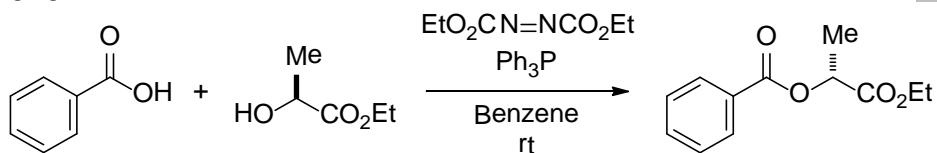


A038

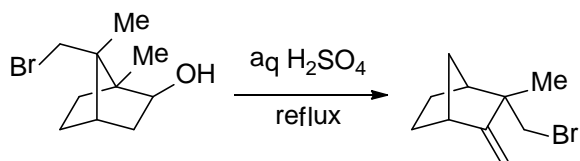



A039

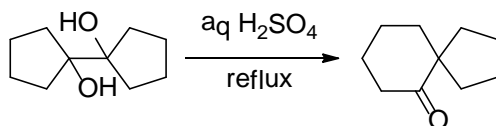


A040Check Box**A041****A042****A043****A044****A045**

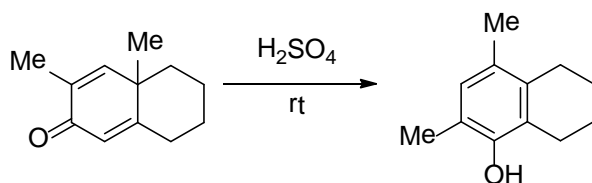
A046

Check Box

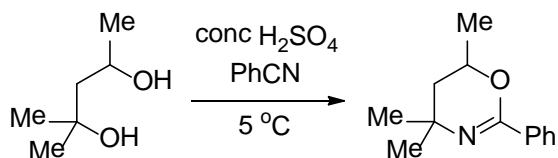
A047



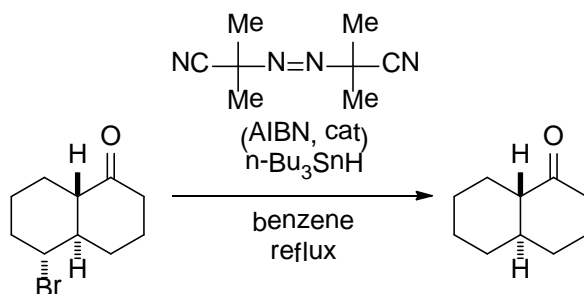
A048



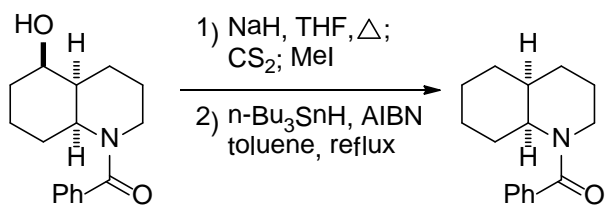
A049



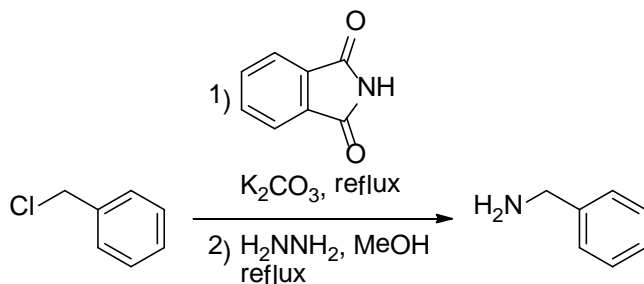
A050




A051



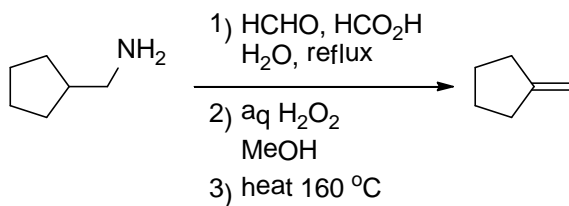
A052



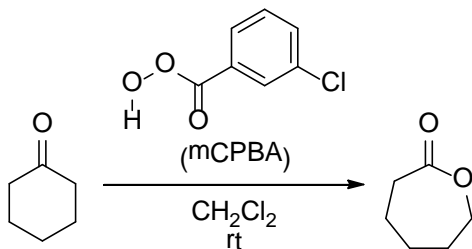
Check Box



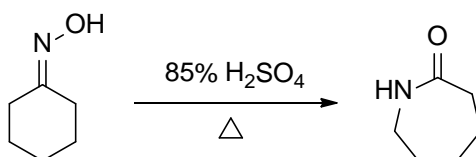
A053



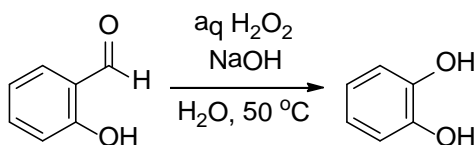
A054



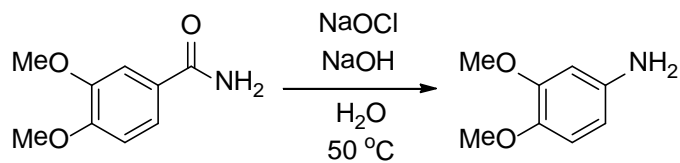

A055



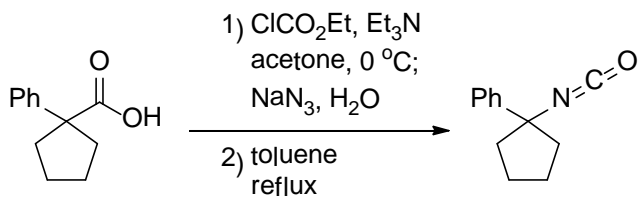
A056



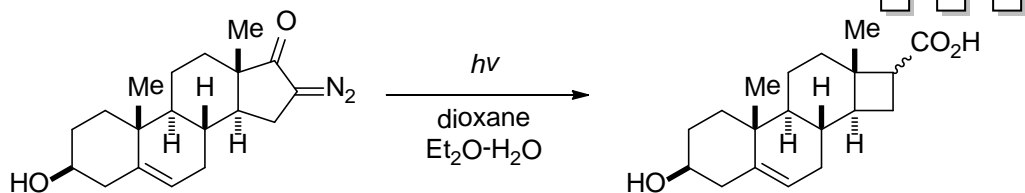
A057

Check Box

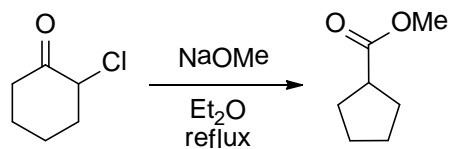
A058



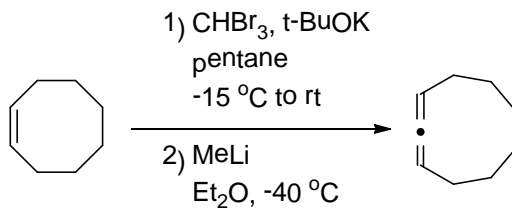
A059



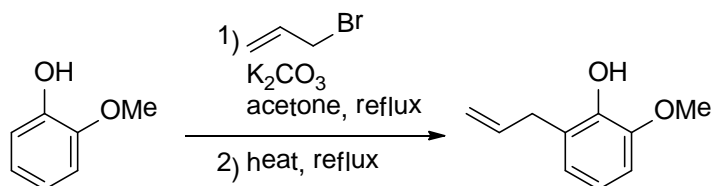
A060

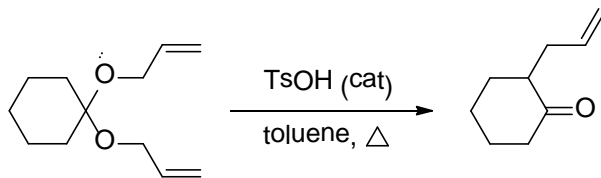

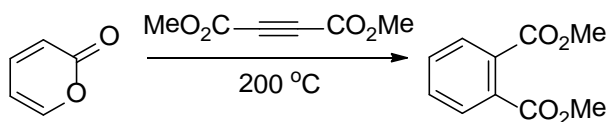
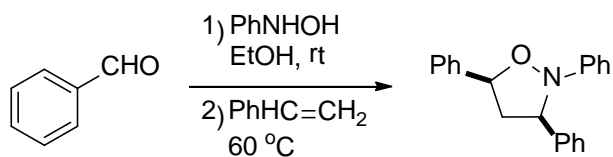
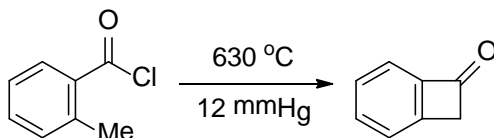
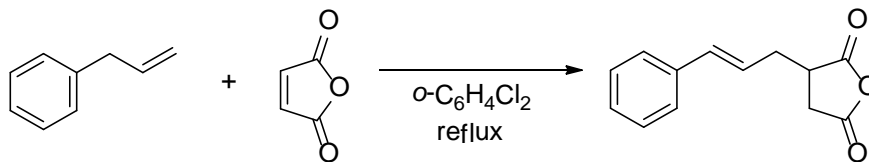
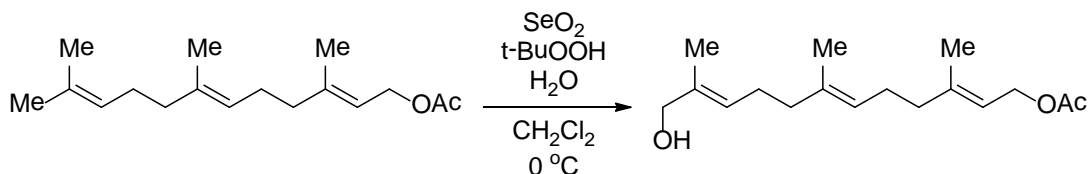


A061




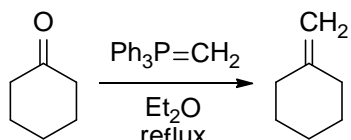
A062



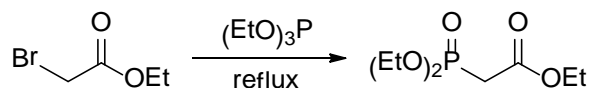
A063Check Box**A064****A065****A066****A067****A068**

Check Box

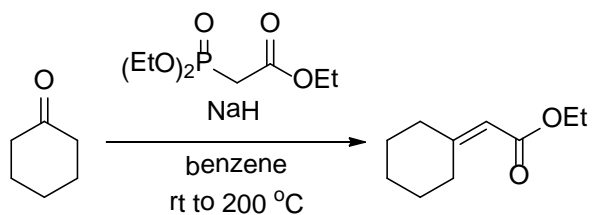
A069



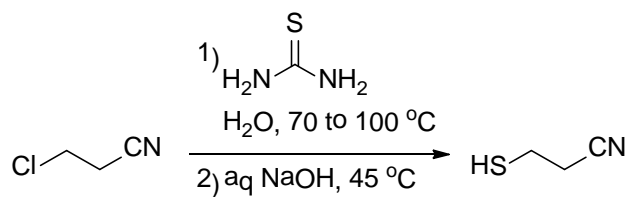
A070



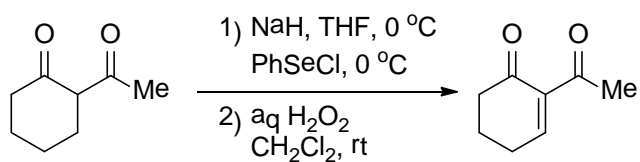
A071



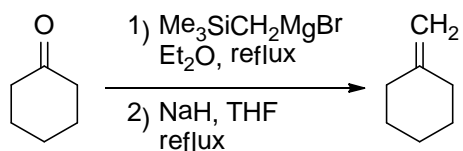
A072



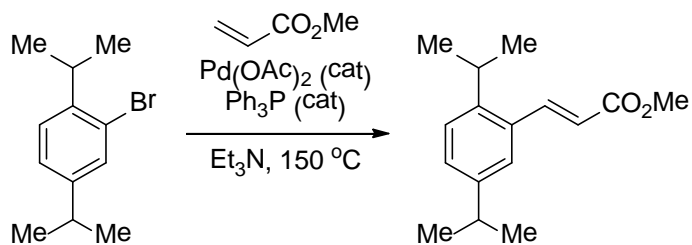
A073




A074



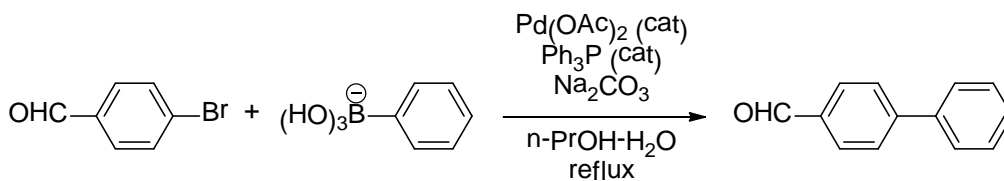
A075



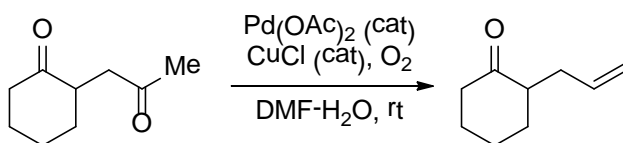
Check Box



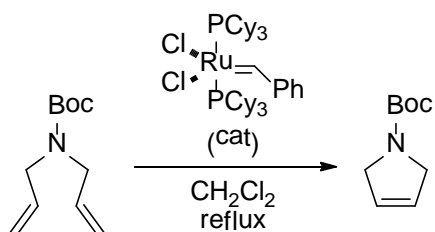
A076



A077



A078



◆コラム①◆

福山研のグループ

ミーティング風景

福山研究室では週に1回、グループミーティングの時間を使って反応機構の問題演習を行っている。問題演習は、自分の頭で考え実際に手を動かして書くことになるので学生のトレーニングとして非常に効果的であり、国内外の有機化学の研究室で実施しているところも少なくない参考までに当研究室での問題演習の様子を紹介したい。

まず問題は前の週にあらかじめ配られるこれを一週間かけて自力で解いてくるもちろん、分からない反応剤などについては参考書で調べてもよいことにしているが学生同士相談しないのが原則である。たまたま出題ミスが発覚するが、その場合は速やかに全員に知らせる構造式や条件が間違っていれば当然解けるはずはなく、考える人の時間を無駄にするということで、出題は慎重になされる。出題ミス1回につき100円の罰金を徴収する。この集まったお金は忘年会のときの酒代にし、一年を振り返る。

セミナー当日一問につき4人ずつが当てられ黒板の前にでて解答を書く意気揚々と書きあげることができ、ポよいが、解けなかった場合は黒板の前に立ち尽くすことになる。それも修行のうちであるそこで奮起し次回のやる気につなげてもらえればよい。またそのような経験をした問題ほど、強く記憶に残るようである。あまりにも解答が進まない場合や全員が思わぬ方向に進んでいる場合は出題者や上級生がヒントをだす。

約15~20分で時間切れとしその後、出題者による解説を行う。出題者は参考論文をもとに解説するが、

反応機構が詳しく議論されていない場合や、論文に記されている反応機構とは別の可能性が考えられる問題もあるその時は、先生を含め全員で議論する。必ずしも一つの答えに絞られるわけではないが、さまざまな可能性を考えることが勉強になる。

問題はおもに学生が順番で出題することになっている。慣れない学生は*つの問題を探すのに、出題の数週間前から大騒ぎである図書館で論文の山と格闘することになるが、せっかくよい問題が見つかったと思って先輩に見せても、「この問題はすでにだされた」にれでは問題にならない」など厳しい言葉が突きつけられる。しかしこのP.D.セスがまた重要な勉強の機会となる問題を見つけるためにはまず多くの論文を読まなくてはならずさらに内容もしっかり理解してはいはいと、簡単な「つまらない」問題しか見つけることができない慣れてくると、普段から論文をよく読み、その段階でいくつか問題をストックしておくようになる。あまり長い間ストックしておくると別の人に問題されてしまい、悲しい目に遭うこともしばしば。ゴであるが。

問題の解答は、グループミーティング後、担当の学生が清書し、研究室に保存している。またその解答は問題と一緒にPDFファイルとし、ホームページで公開している。諸般の事情で更新が遅れることもあるがぜひ参考にしていただきたい。

福山研究室 HP アドレス

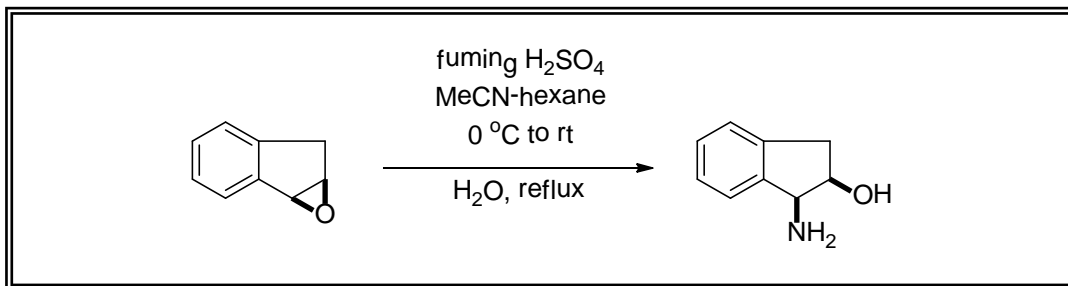
<http://www.f.u-tokyc.ac.jp/~fukuyama/index-1.htm>

問題 中級編

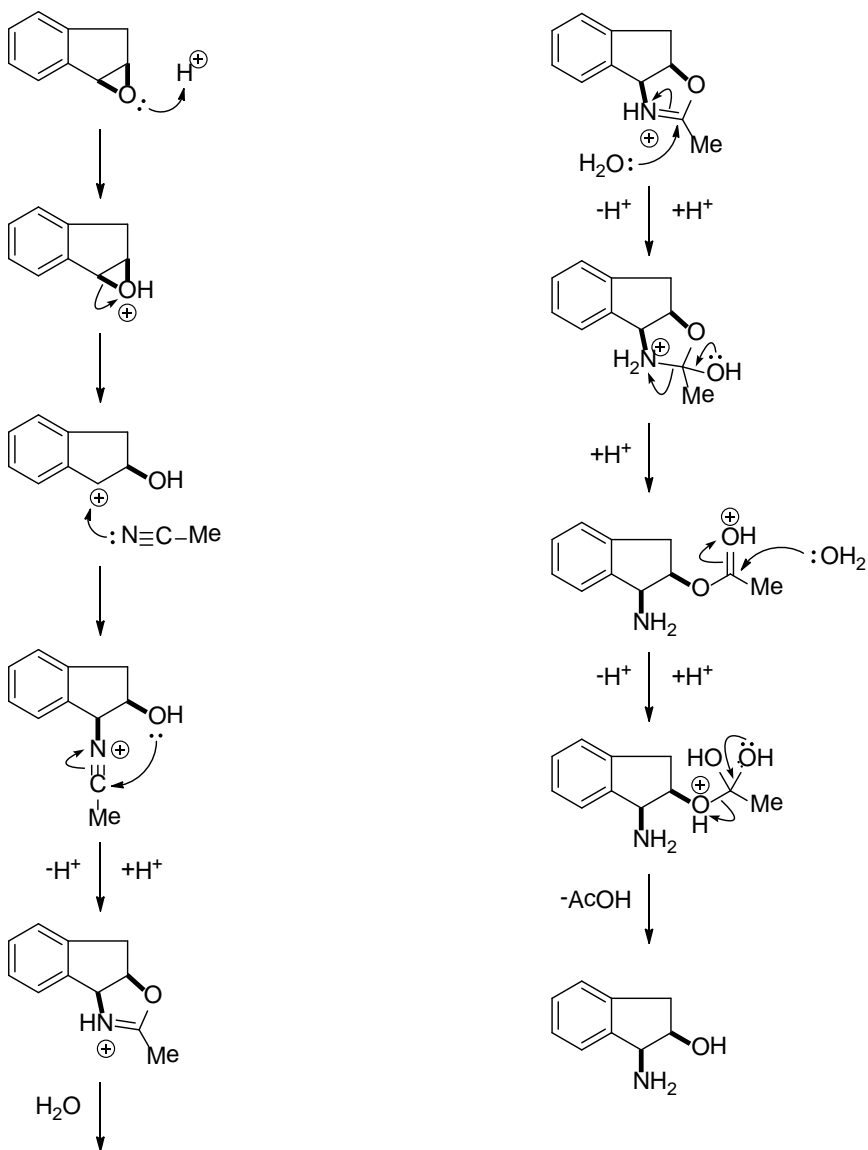


中級編では、大学院入試から大学院修士課程のレベルを想定して問題を集めてあるまた反応機構の興味深い人名反応も数多く取りあげられており、合わせて学んでほしい前半は比較的基本的な問題、後半は発展的な問題を中心として、分野ごとにまとめている。後半は手応えを感じる問題もあるかもしれないが、有機合成化学の公式として、自在に反応機構が書けるようにがんばってほしい

例题 Provide reasonable arrow-push mechanisms for following reactions




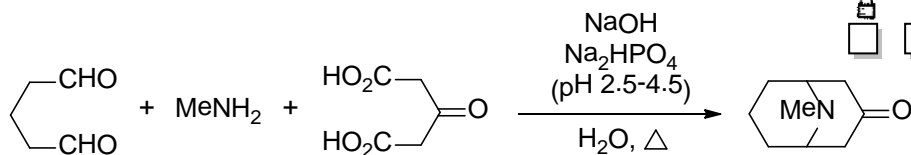
解答



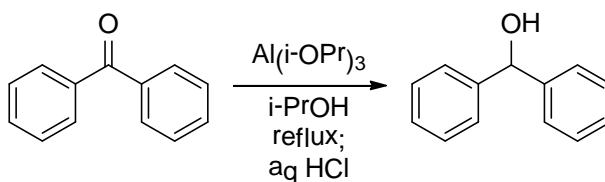
問題 Provide reasonable arrow-push mechanisms for following reactions

Check Box

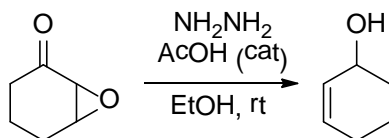
B001



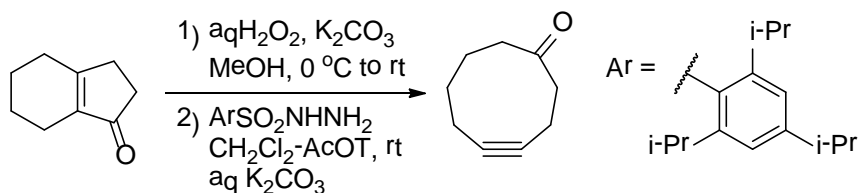
B002



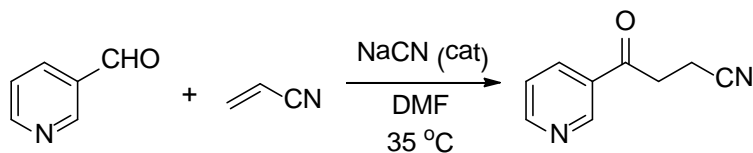
B003



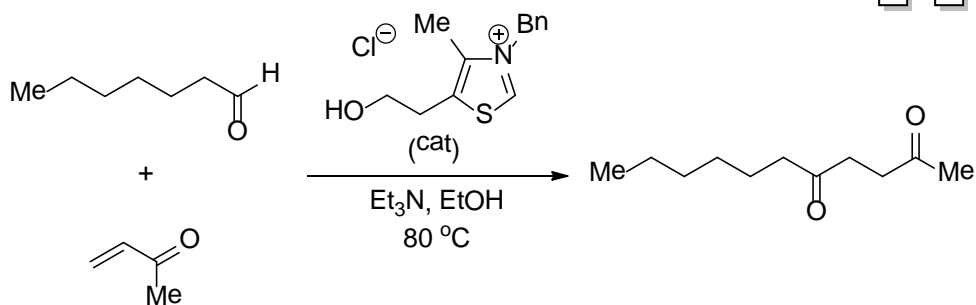
B004

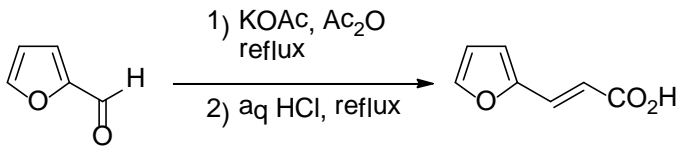

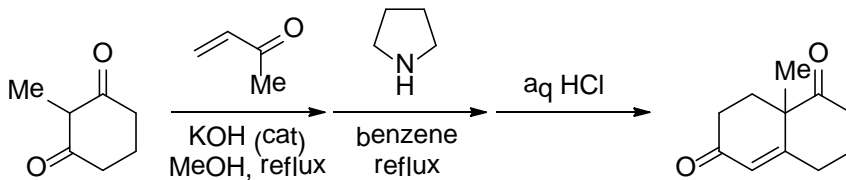
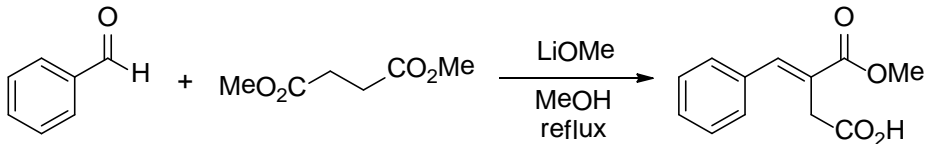
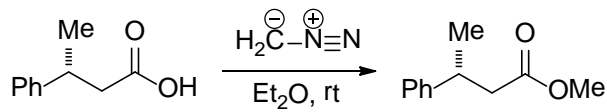
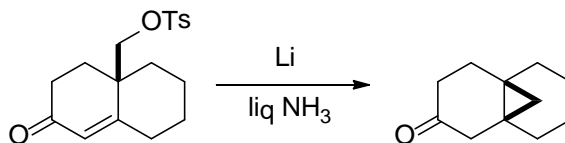
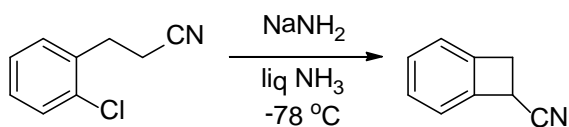


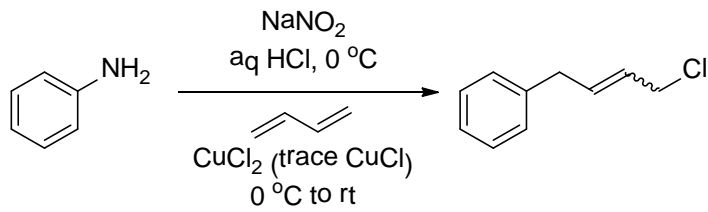

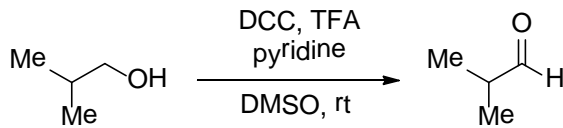
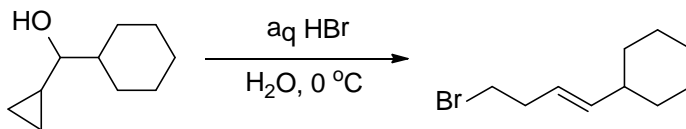
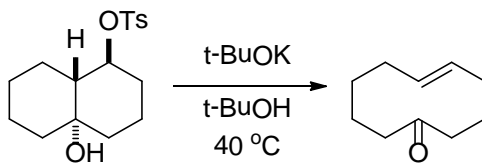
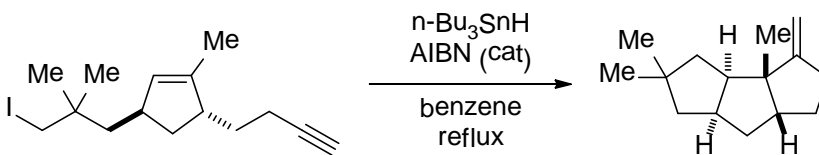
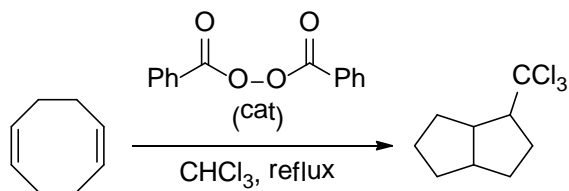
B005

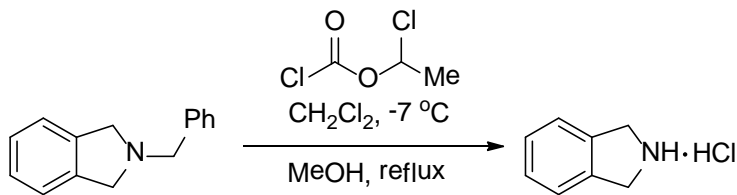

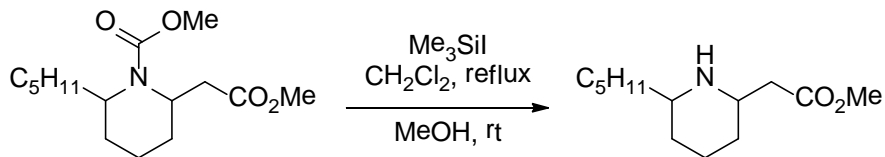
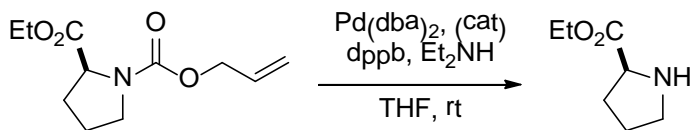
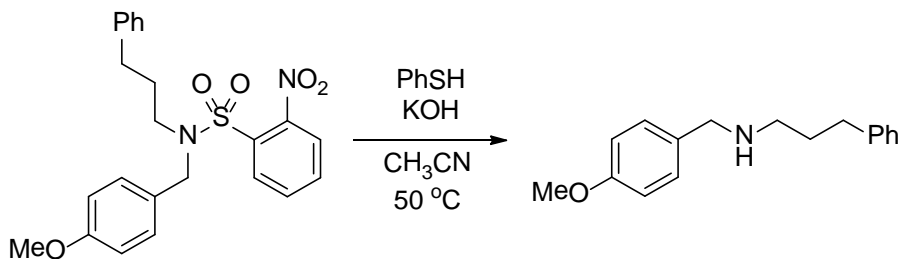
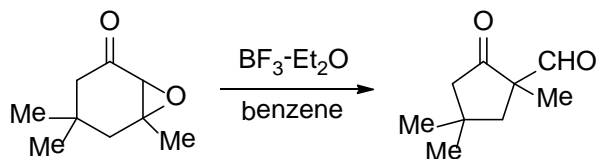
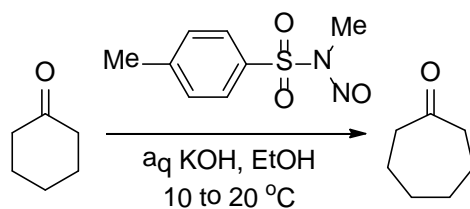


B006



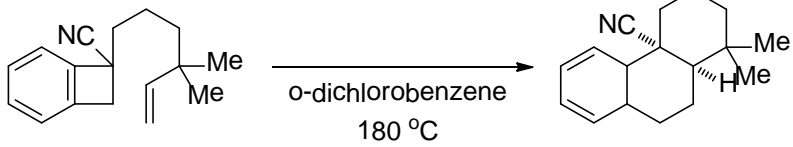

B007Check Box**B008****B009****B010****B011****B012**

B013Check Box**B014****B015****B016****B017****B018**

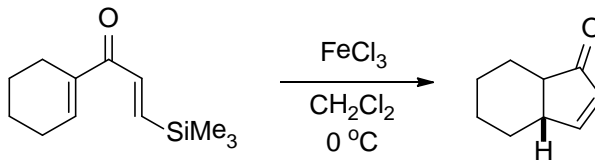
B019Check Box**B020****B021****B022****B023****B024**

B025

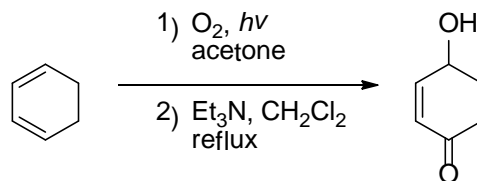
Check Box



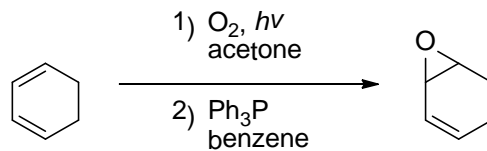
B026



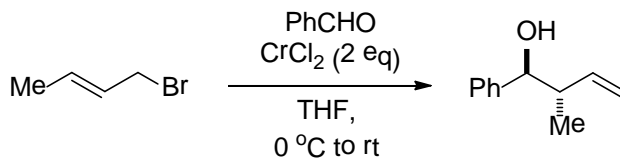
B034



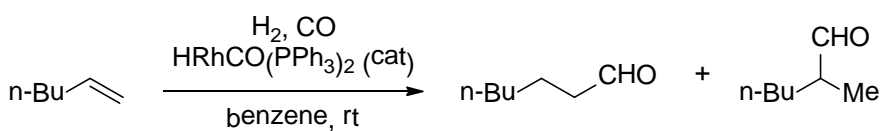
B035

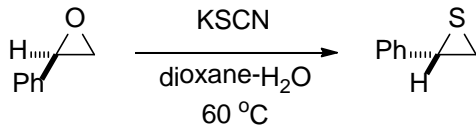

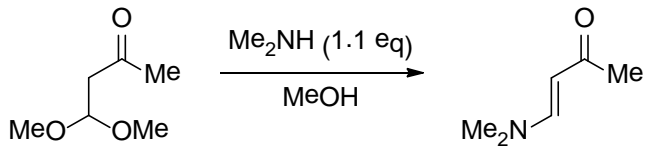
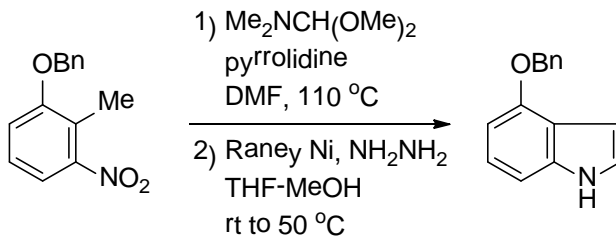
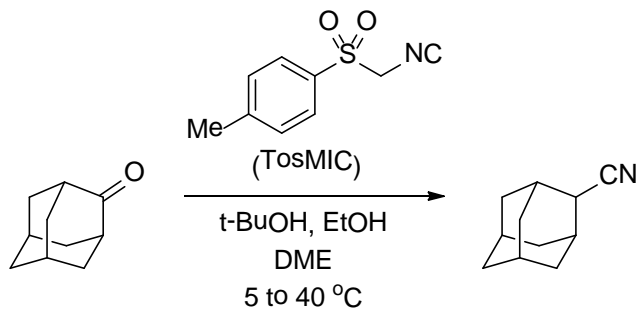
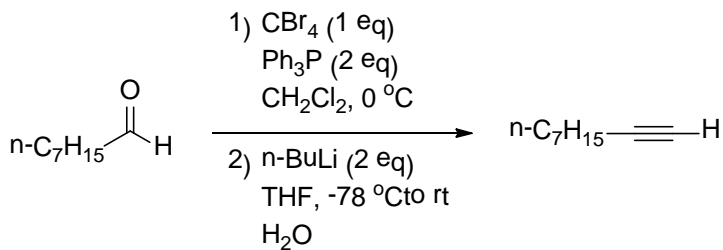


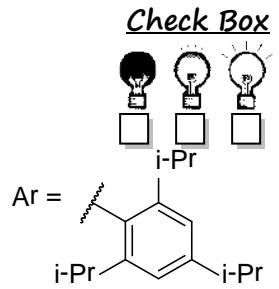
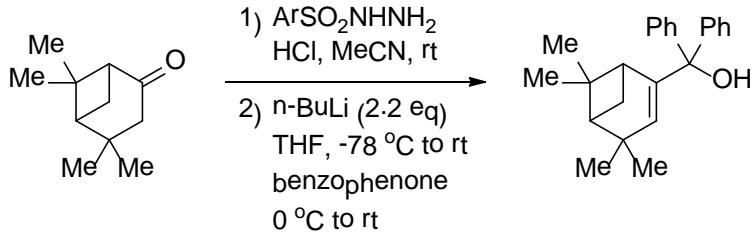
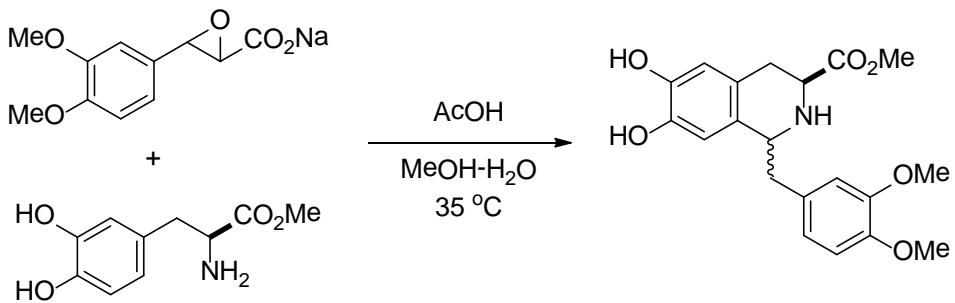
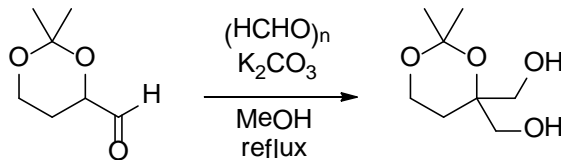
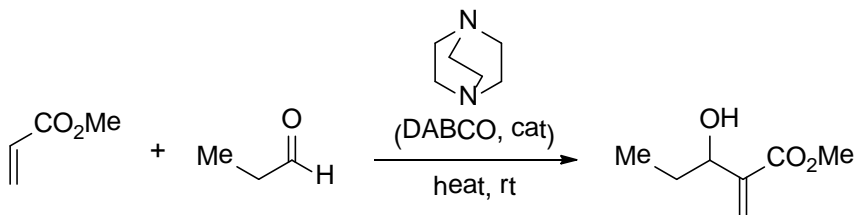
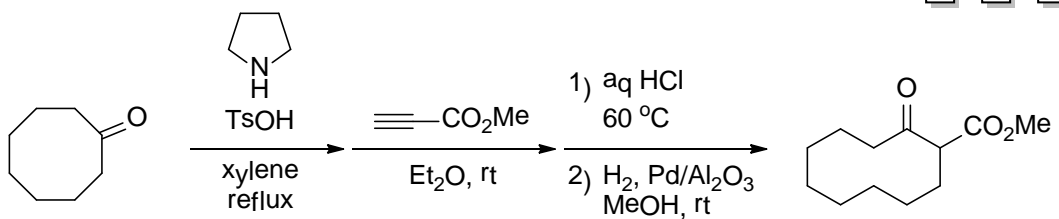
B041

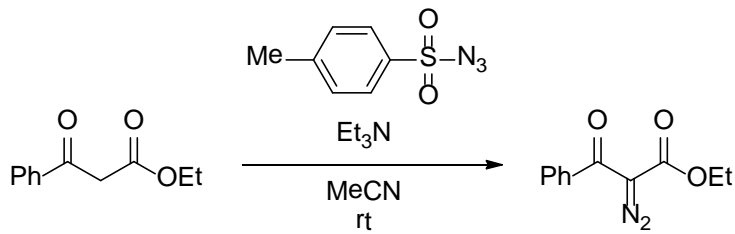

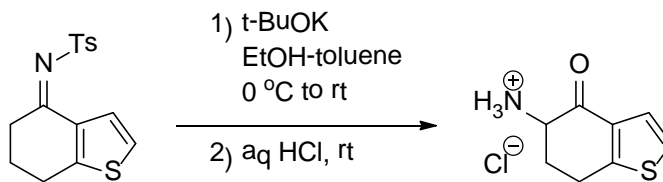
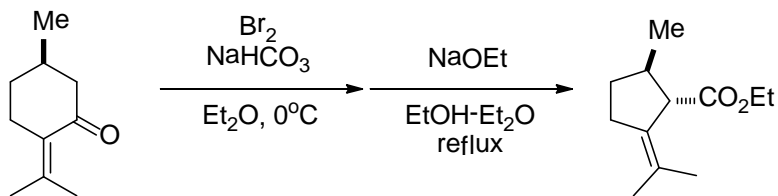
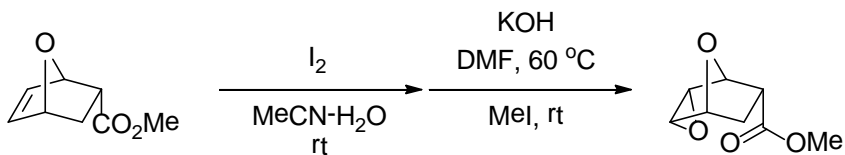
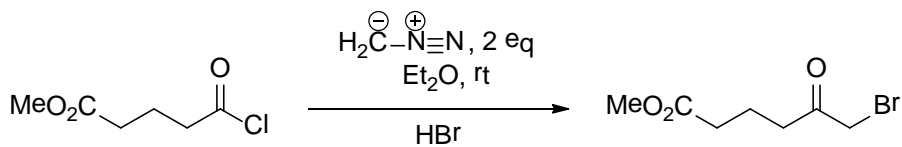
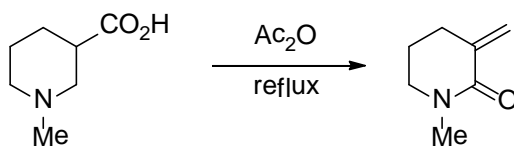


B042




B045Check Box**B046****B047****B048****B049**

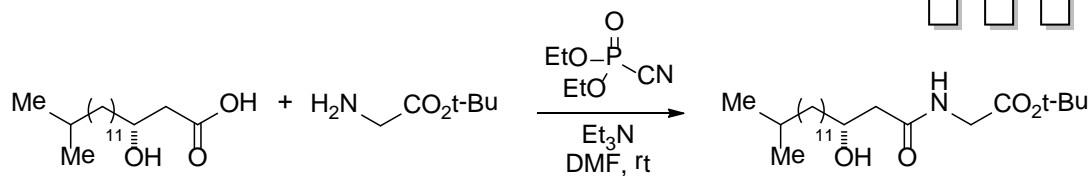
B050**B051****B052****B053****B054**

B055Check Box**B056****B057****B058****B059****B060**

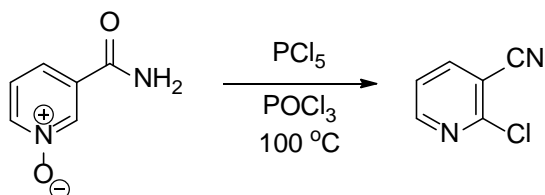
Check Box



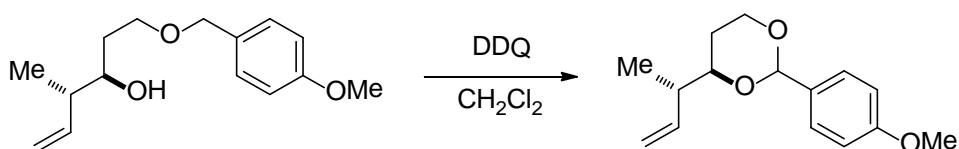
B061



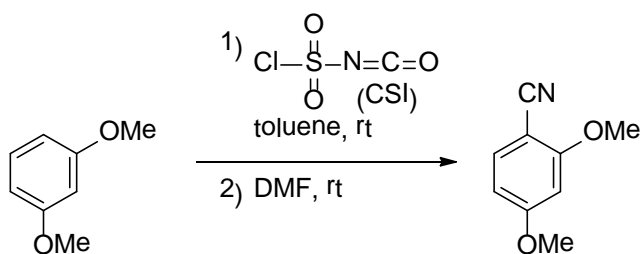
B062



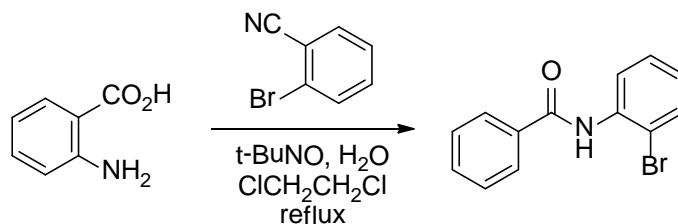
B063




B064



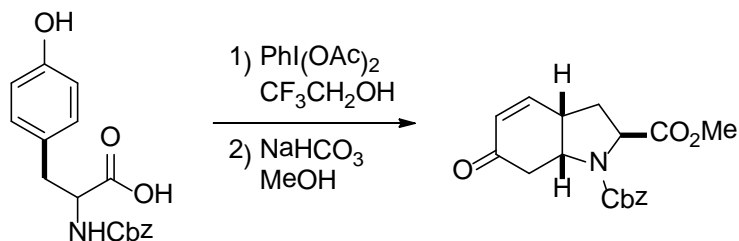
B065



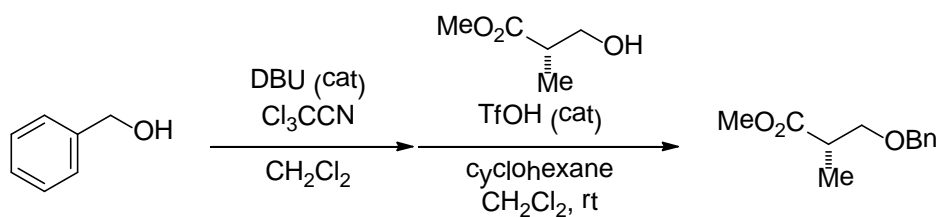
Check Box



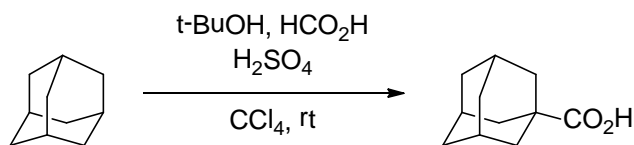
B066



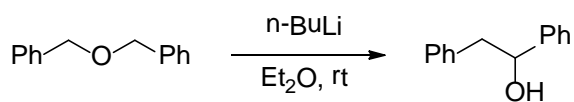
B067



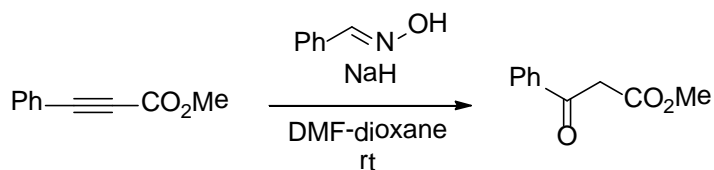
B068




B069



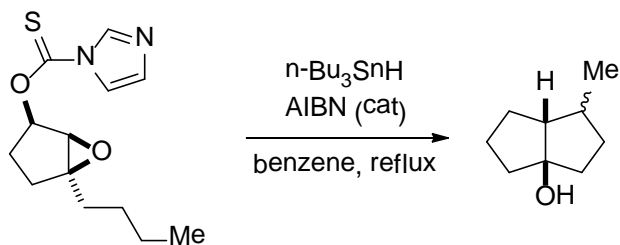
B070



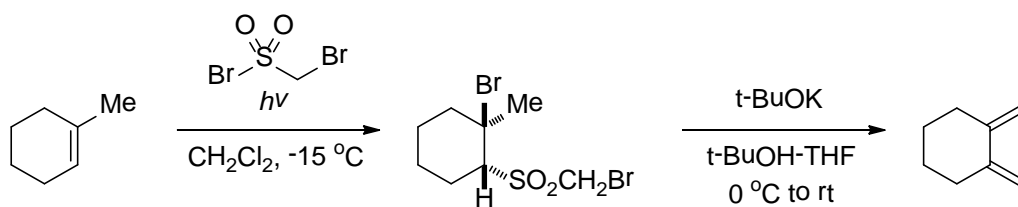
Check Box



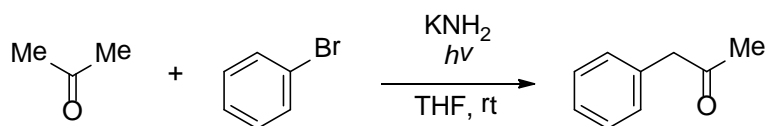
B071



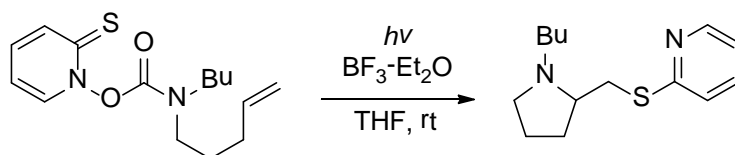
B072



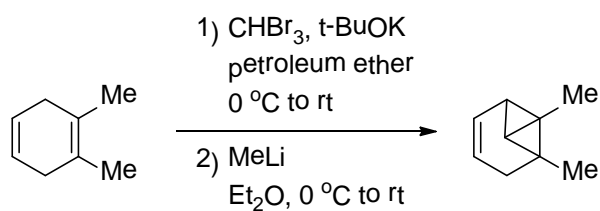
B073

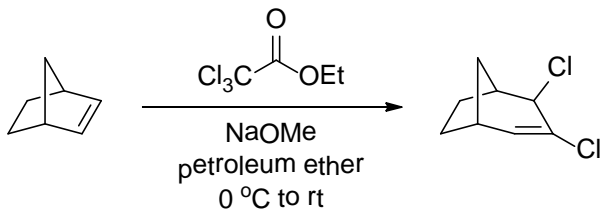


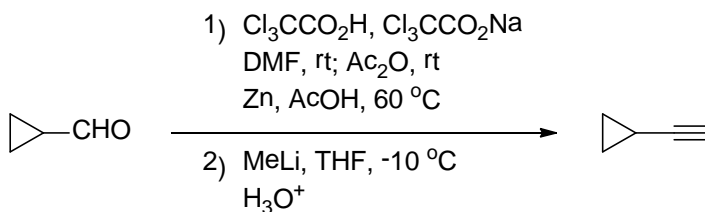
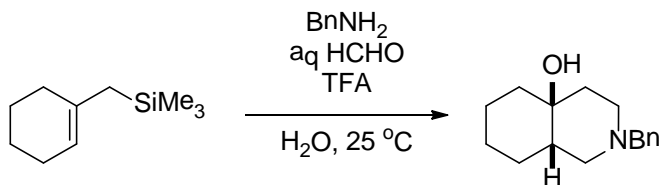
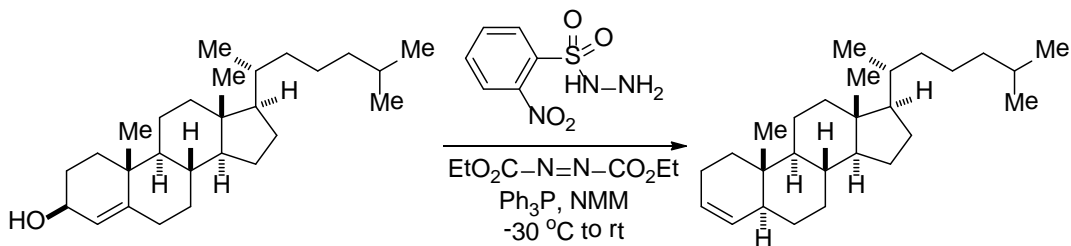
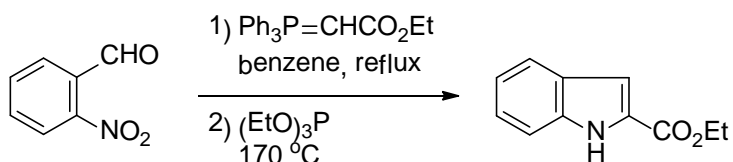


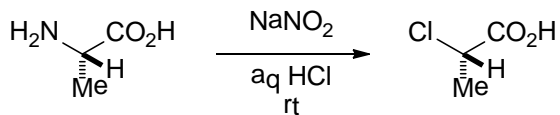

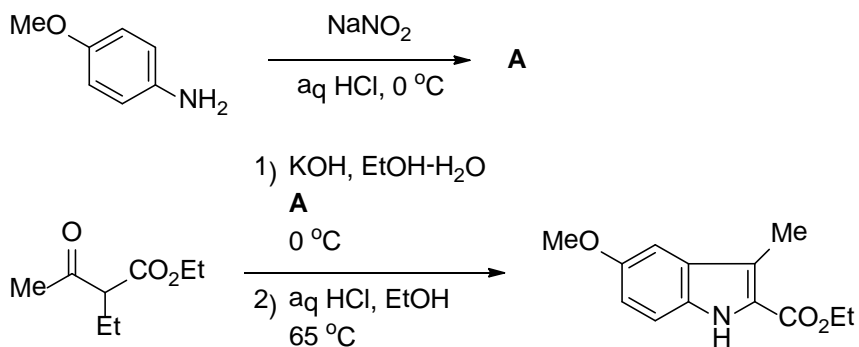
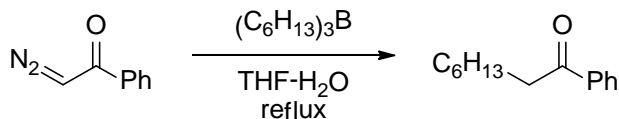
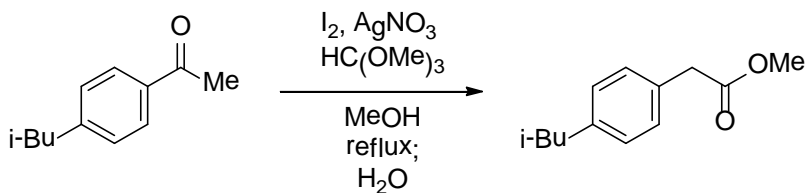
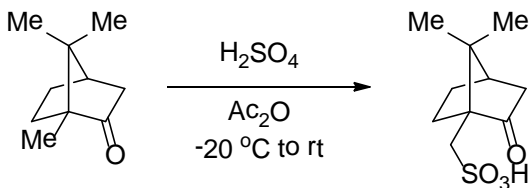
B074

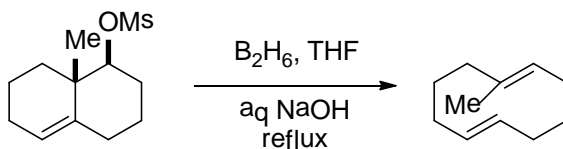

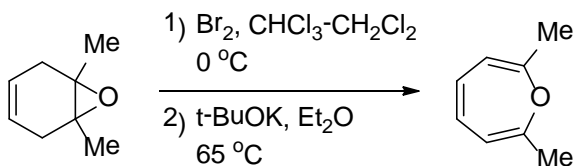
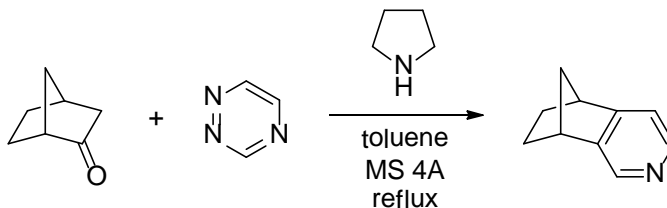
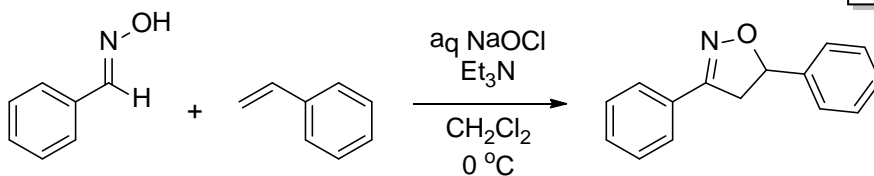
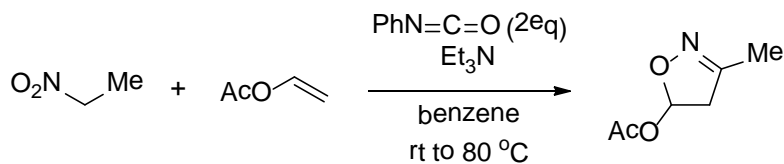
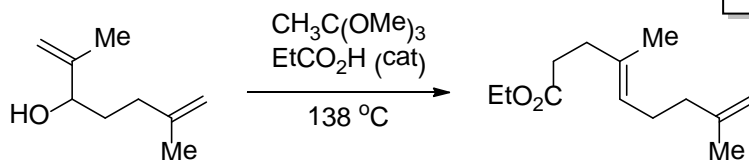


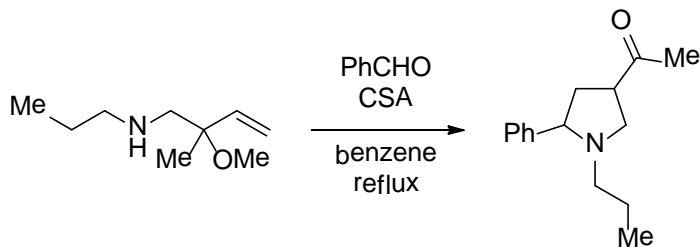

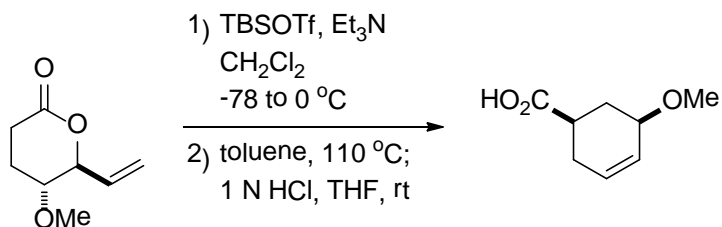
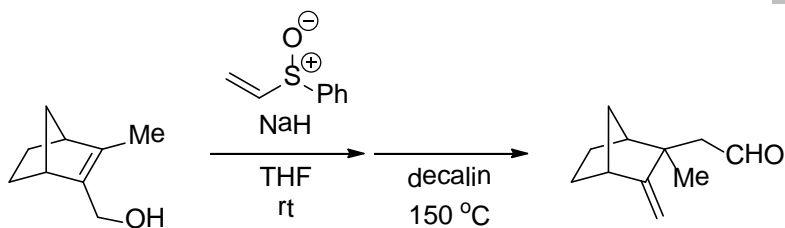
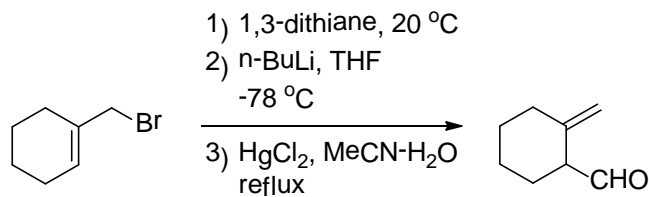
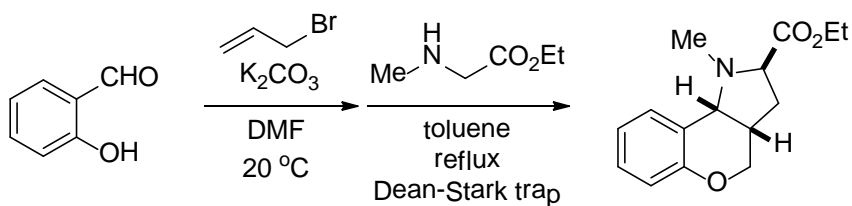
B075



B076Check Box**B077****B078****B079****B080**

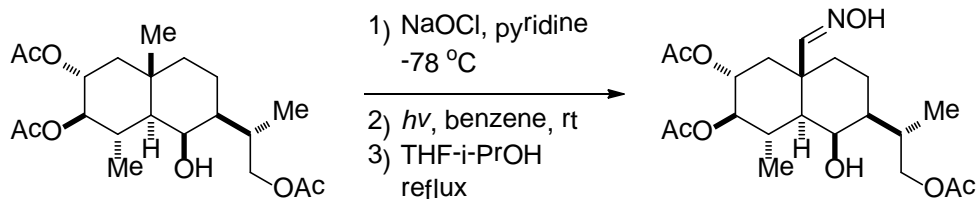

B081Check Box**B082****B083****B084****B085**

B086Check Box**B087****B088****B089****B090****B091**

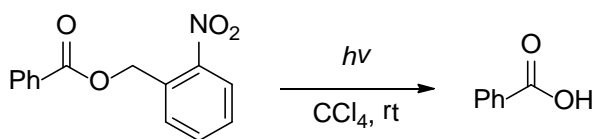
B092Check Box**B093****B094****B095****B096**

B097

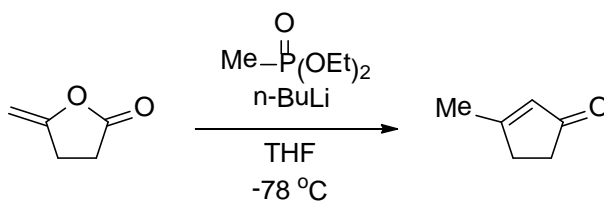
Check Box



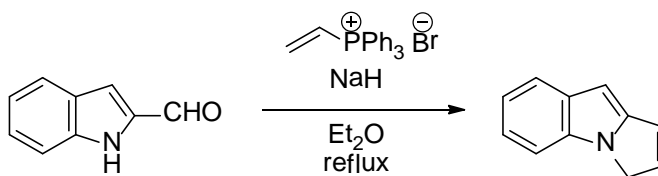
B098



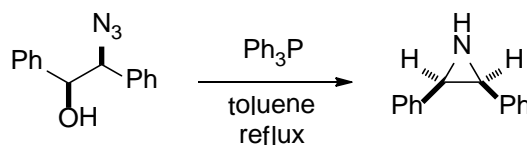
B099




B100



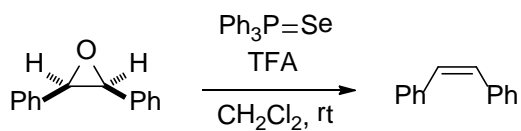
B101



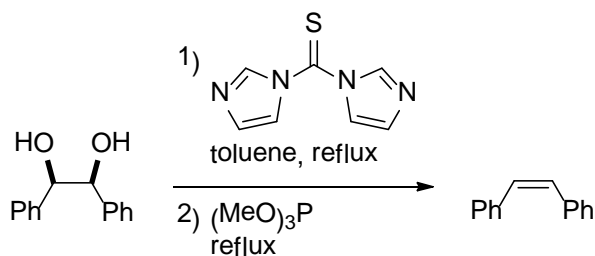
Check Box



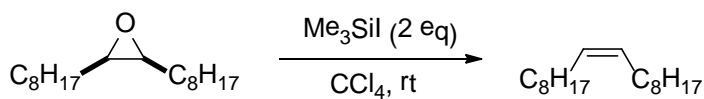
B102



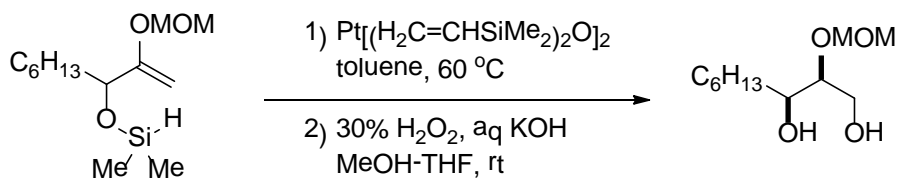
B103



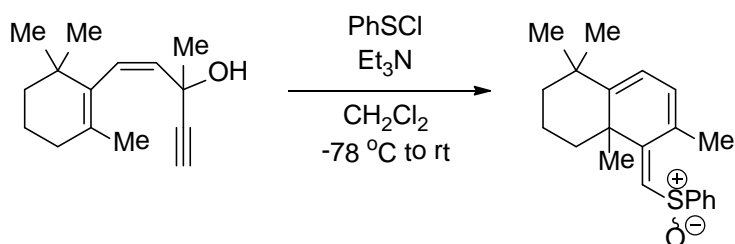
B104

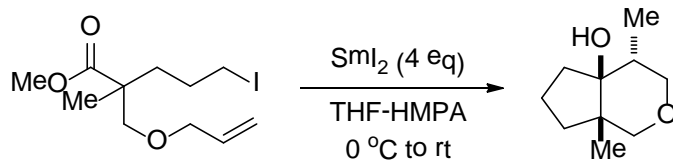

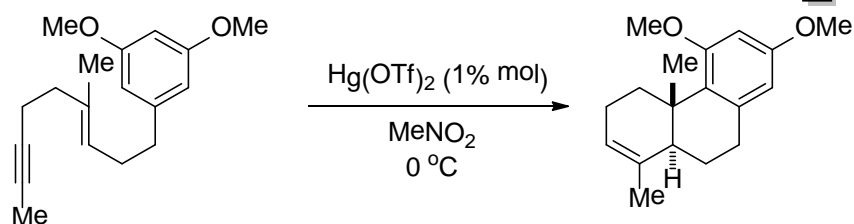
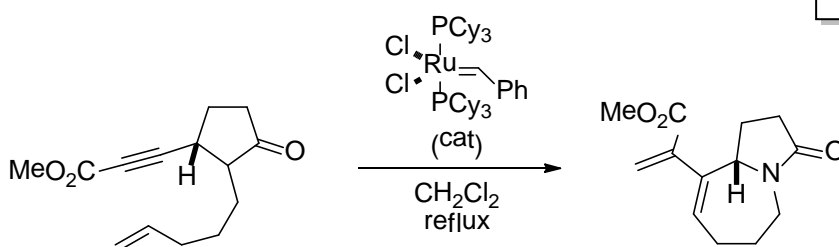
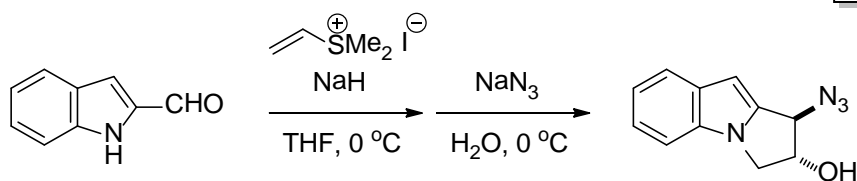
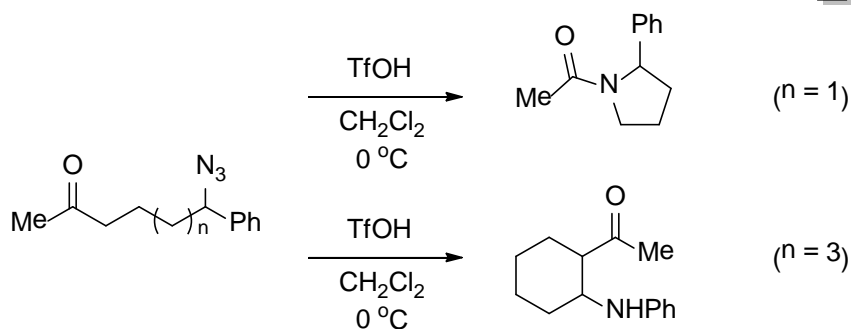


B105




B106

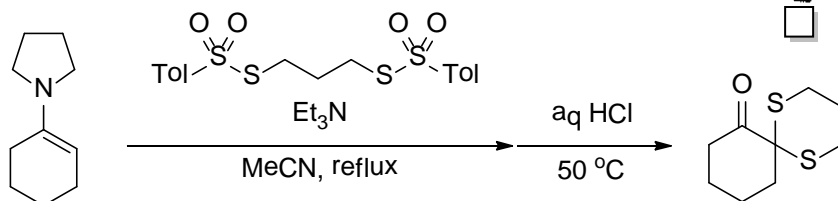


B107Check Box**B108****B109****B110****B111**

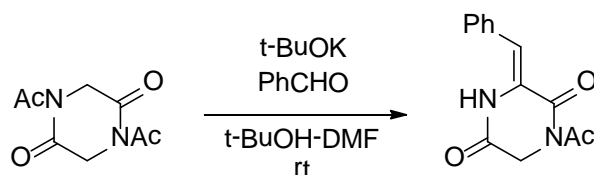
Check Box



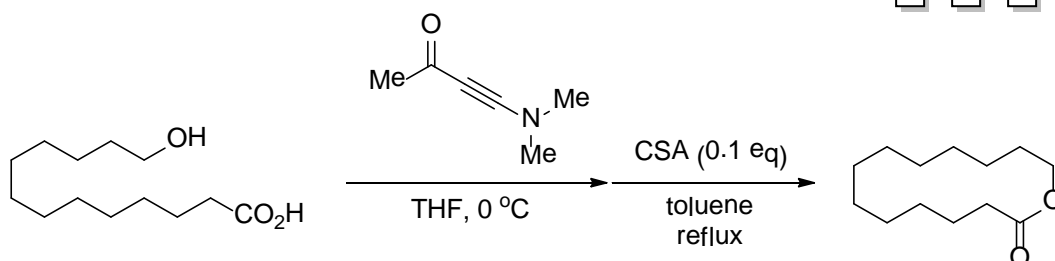
B112



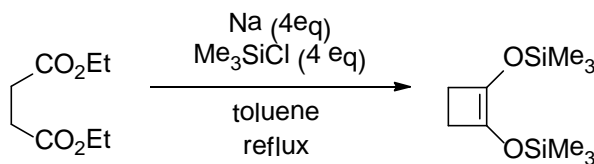
B113



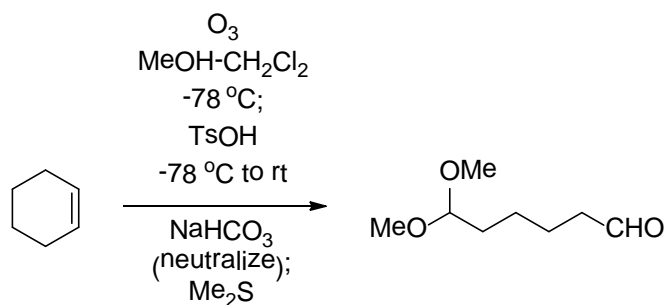
B114

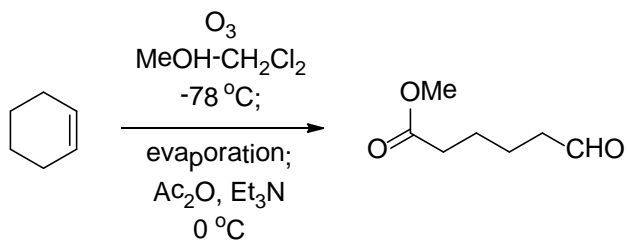

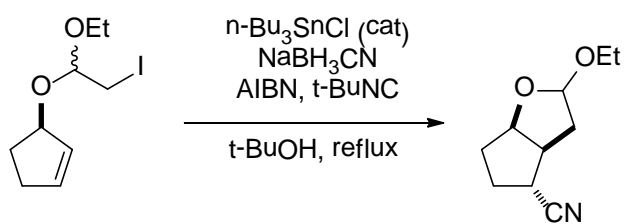
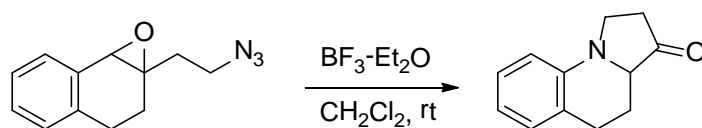
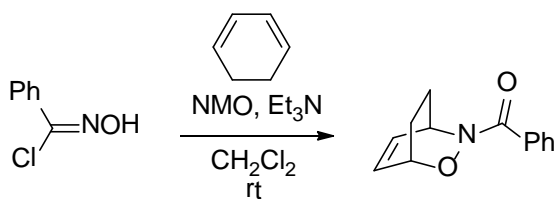
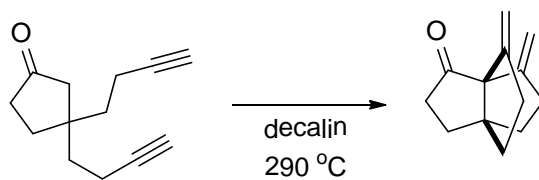


B115




B116

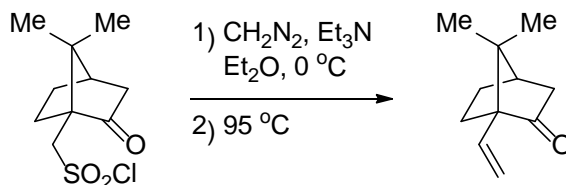


B117Check Box**B118****B119****B120****B121**

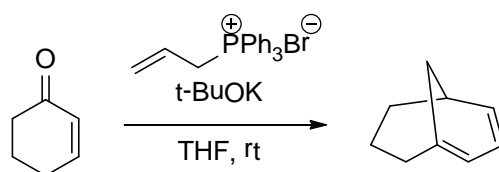
Check Box



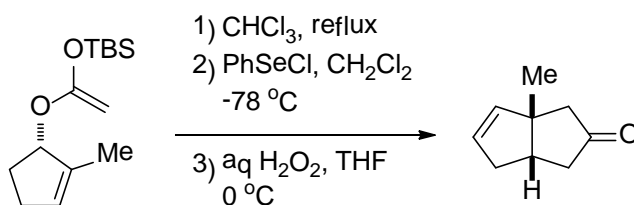
B122



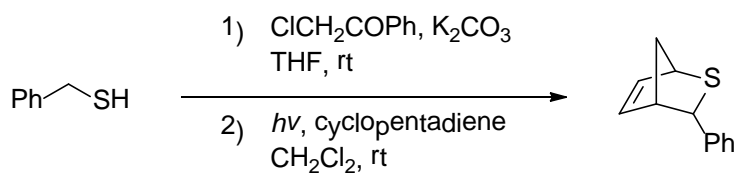
B123



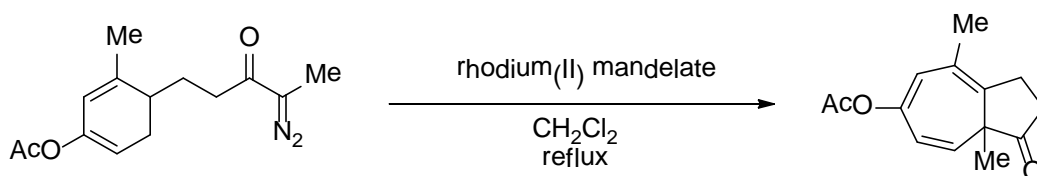
B124



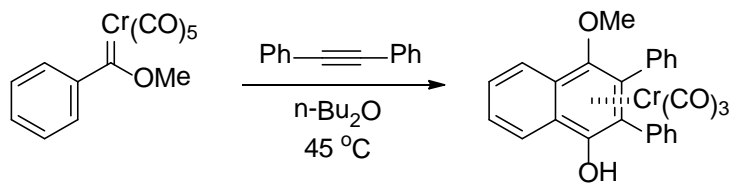
B125




B126



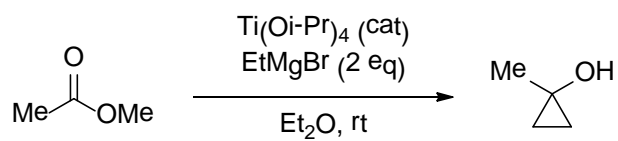
B127



Check Box



B128



◆コラム②◆

問題を解くコツ

反応機構の問題を解くにあたって付録にも述べたような基礎的な化学の知識が重要なことはもちろんであるがそれ以外にもちよつとした]ツがある

①構造式をしっかりと書くこと

有機化学は構造式のおかげで比較的手軽に、あたかも目の前で起こっているかのこく紙の上に書き下すことが可能な学問であるそこで問題を解くにあたっては、まず頭のなかで考えたことをどんどん紙に書いてみる実際に構造を目にすることで次の一手が見えてくるものであるまた、構造はできるだけ丁寧に書くべきである分子が大きくなってくると構造式を省略して書きがちであるが、実際の合成では分子全体を考えて反応条件を選択しなければならないので、つねに分子全体を見るトレーニングにもなる。

中間体に関しても一つずつ丁寧に書くことをお勧めする頭のなかで反応機構を進めてしまい、実際に出発物と生成物のみしか書かない習慣が身についてしまうと、少し変わった反応が起こるときに、重要な分岐点となる中間体を見逃してしまふまた*つの構造式で多くの矢印を書き反応を進めてしまふことも、同じ理由で危険をはらんでいる一つの間体につき三つの矢印くらいが適当である。

②反応剤を知っておくこと

まったく知らない反応剤が使われている場合、その問題を解くことは難しいので、反応剤についてはやはりある程度の知識が必要であるしかし辞書的にの反応剤を使うとコレができる」というように結果だけを覚えるのではなく、まずはその

反応機構(矢印)を書いてみるのが重要である反応剤が反応機構で分類されていると、知らない反応剤にでくわしてもその働きを類推することができるようになる

またわからない反応剤について調べた際には、目的の反応だけではなく、できるだけ視野を*くもち、さまざまな使い方を勉強強る癖をつけておくと、日々の実験にもおおいに役立つ

③多くの可能性を考えること

実際の反応機構は単純な一本道ではなくある分岐点ではいくつもの可能性が考えられるさまざまな局面でいかに多くの可能性を考えられるかが*つの実力でありまたその多くの選択肢に対しどのよう優先順位をつけて反応機構の考察を進めるかが重要である、分岐点での判断が不適切であるとわかつた場合、そこに戻り次の可能性から考察を進める

の分子の構造を精査すること

出発物と生成物のどことどこが対応しているかを分析することも、問題を解く重要なヒントになるまた生成物から条件を逆にたどっていき、中間体を予測するほうが簡単な場合もある

ノシ反応点からの数を数えてみよう

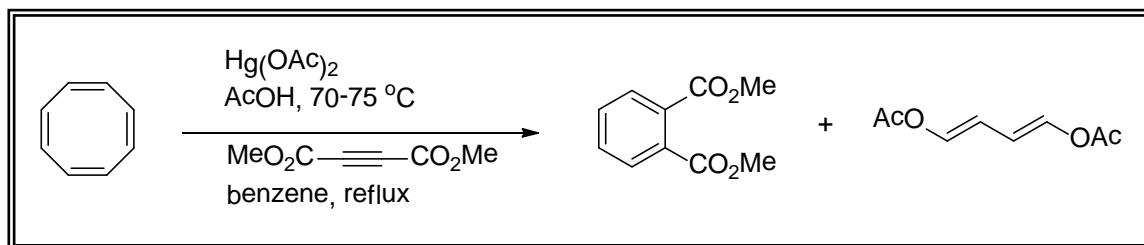
問題を解いていて、ふと詰まることがあるそんなときは数を数えてみよう*つの反応点から数えて、五つ目か六つ目の原子に**する反応*点があれば、そこで分子内反応(分子内関与)が起こることが多い当研究室ではそのような問題で困っている学生がいて、「まだ幼稚園を卒業できないな」といわれてしまふ幼稚園生でも数ぐらいは数えられると、

問題 上級編

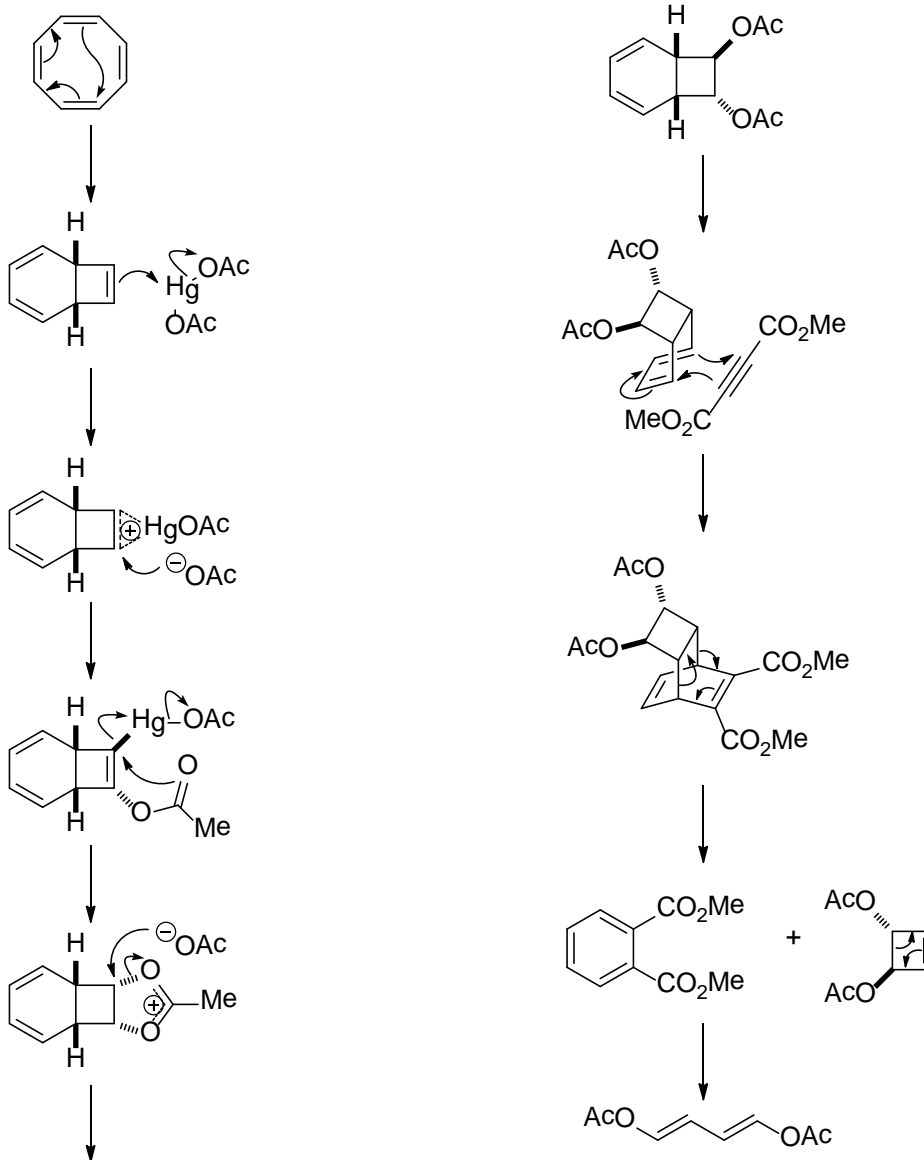


上級編では、歴史的に有名な反応から最新の論文まで、手応え十分な問題を収載してある、しかしいずれも基本的に忠実に解いていけば、解答に到達できるものばかりである。問題の順番は分野に関係なく完全にランダムに配置してあるが、おおよそ難易度順に配列してある。一つ一つ着実に、くじけることなく何度でも挑戦してほしい。

例题 Provide reasonable arrow-push mechanisms for following reactions




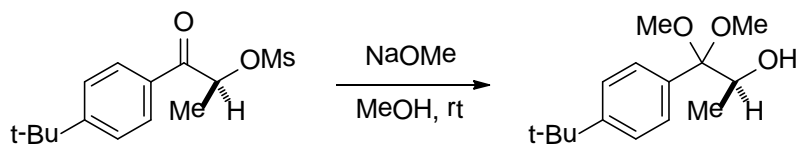
解答



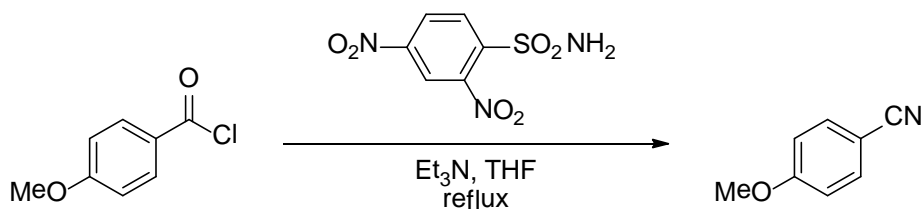
问题 Provide reasonable arrow-push mechanisms for following reactions

Check Box

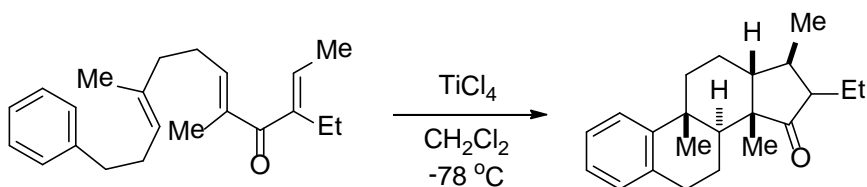
C001



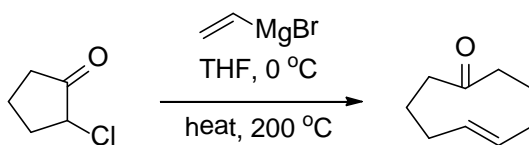
C002



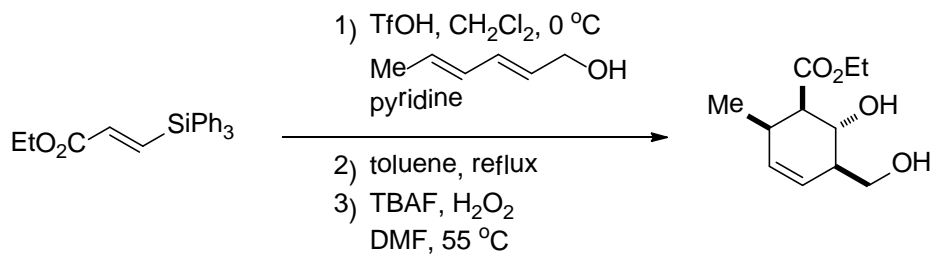
C003

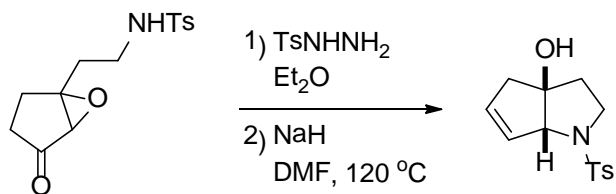

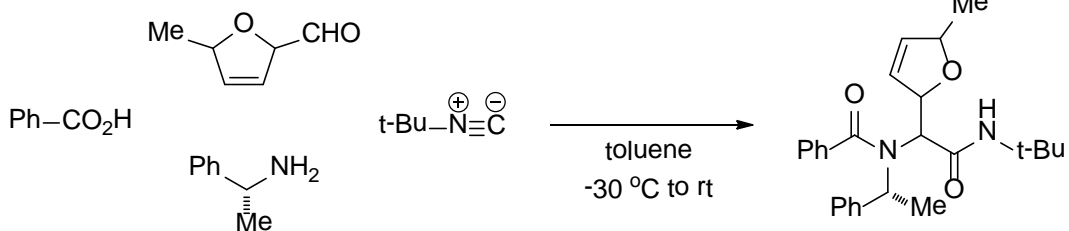
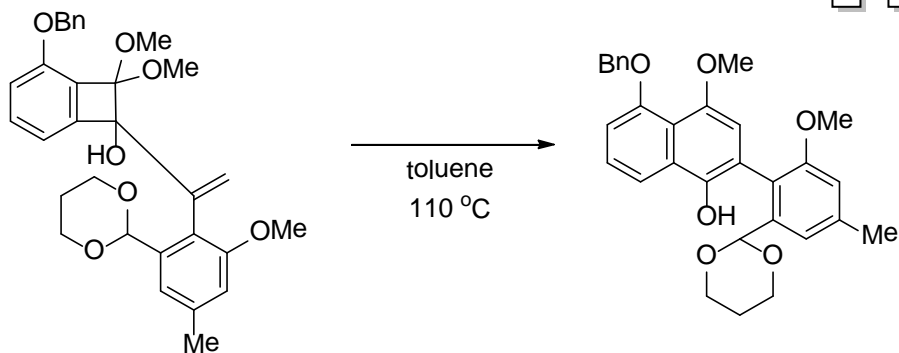
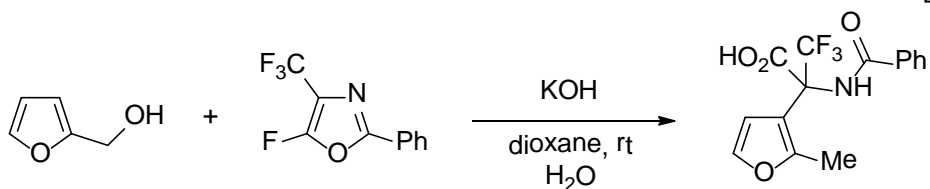
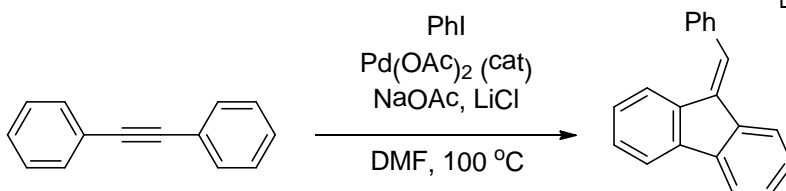


C004




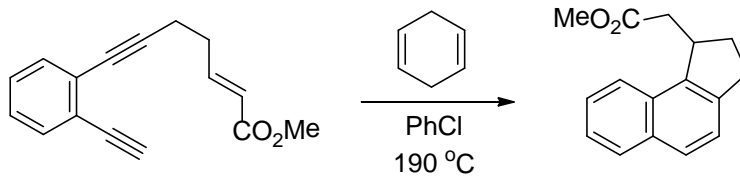
C005



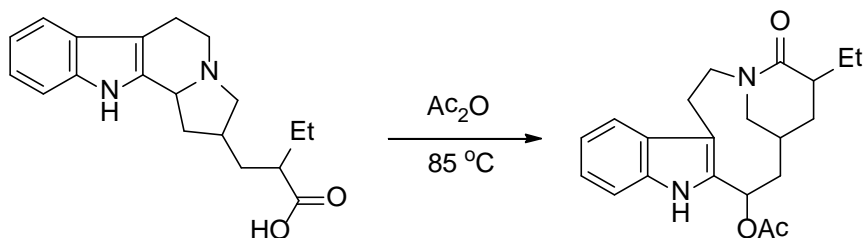
C006Check Box**C007****C008****C009****C010**

Check Box


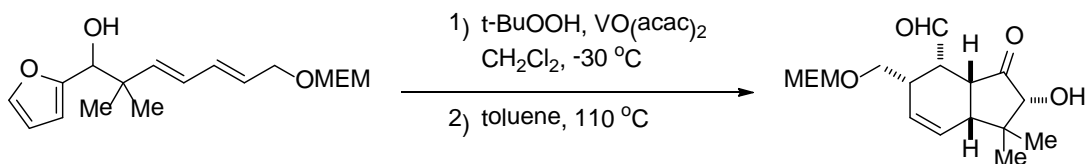
C011



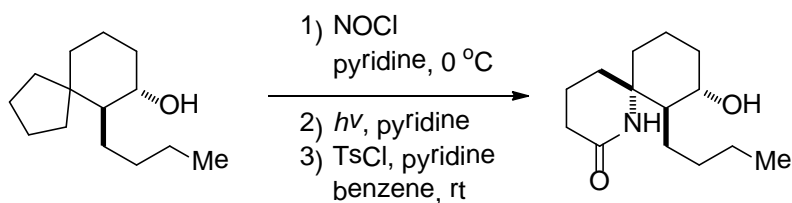
C012




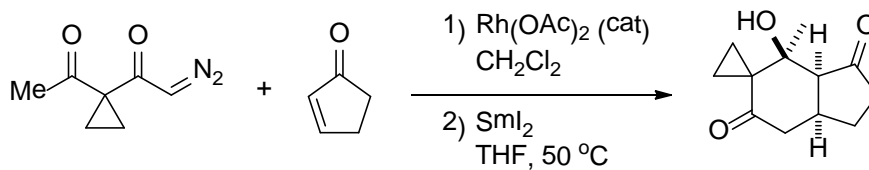
C013



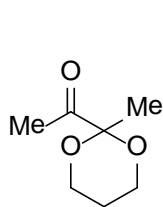
C014



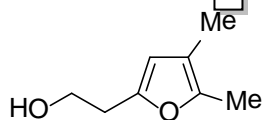
C015




C016



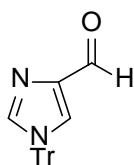
- 1) $\text{Me}_3\text{Si}-\text{CH}=\text{N}_2$
BuLi,
DME-hexane
- 2) silica gel



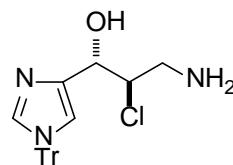
Check Box



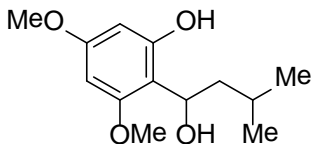
C017



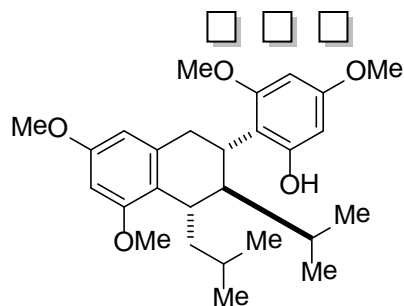
- 1) $\text{H}_2\text{C}=\text{CHMgBr}$
THF, -10°C
- 2) DBU, Cl_3CCN
 CH_2Cl_2 , rt
- 3) $\text{Ca}(\text{OCl})_2$
 $\text{CH}_2\text{Cl}_2\text{-H}_2\text{O}$, 10°C
- 4) aq HCl
THF- H_2O , rt



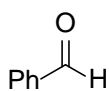
C018



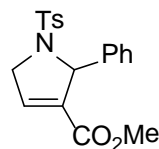
- 1) EtMgBr , THF- H_2O
- 2) benzene, reflux



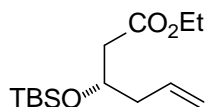
C019



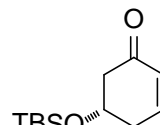
- 1) TsNH_2 , $\text{BF}_3\text{-Et}_2\text{O}$
benzene, reflux
- 2) $\text{CH}_2=\text{CHCO}_2\text{Et}$
 Ph_3P (cat)
benzene, reflux



C020

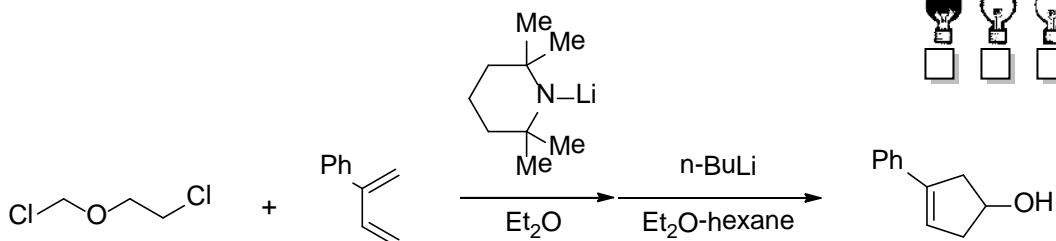



- 1) $\text{Ti}(\text{OPr})_4$
 $i\text{-PrMgCl}$ (2 eq)
 Et_2O
 - 2) NaOAc , MeOH
- 1) FeCl_3
pyridine, DMF

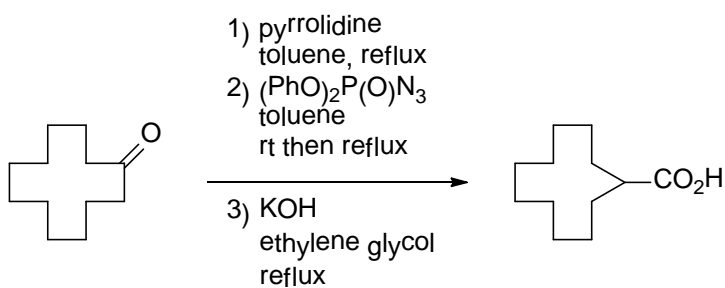


C021

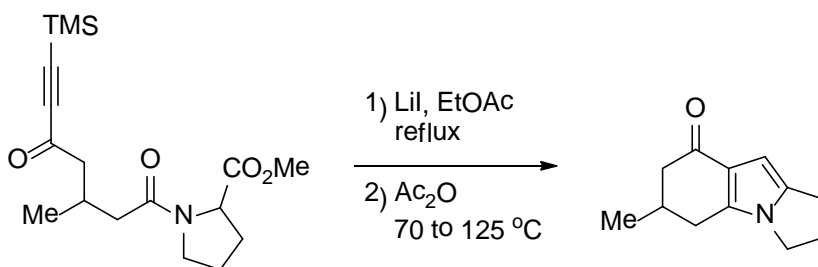
Check Box



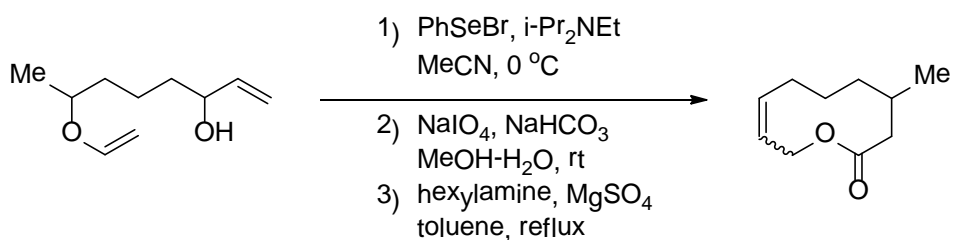
C022




C023



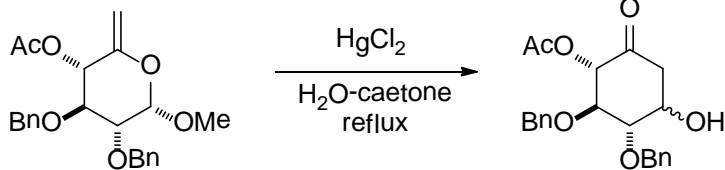
C024



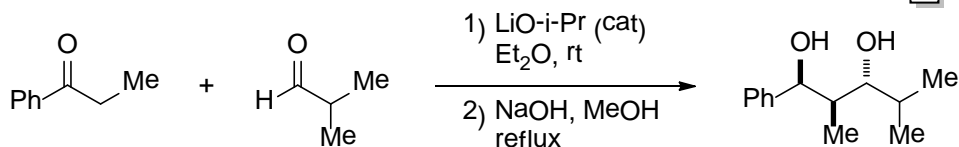
Check Box



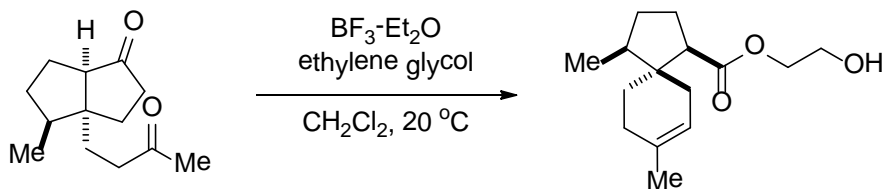
C025



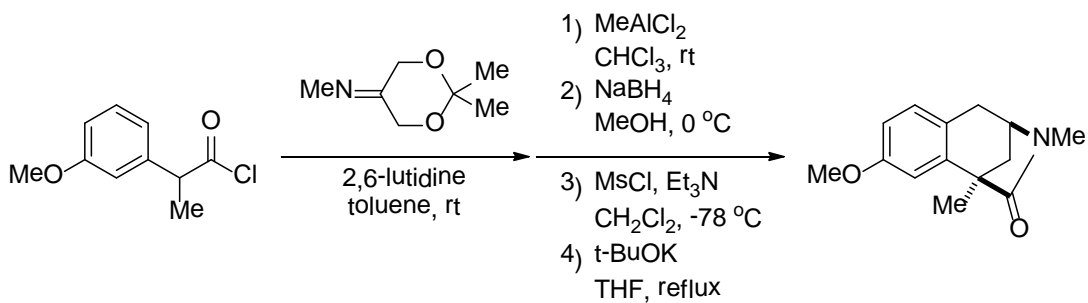
C026



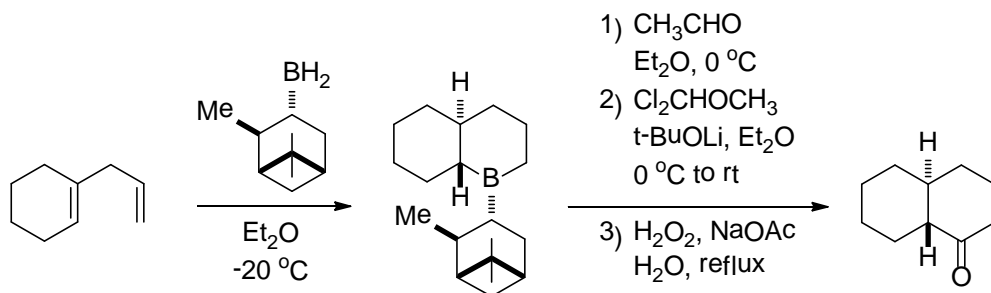
C027




C028



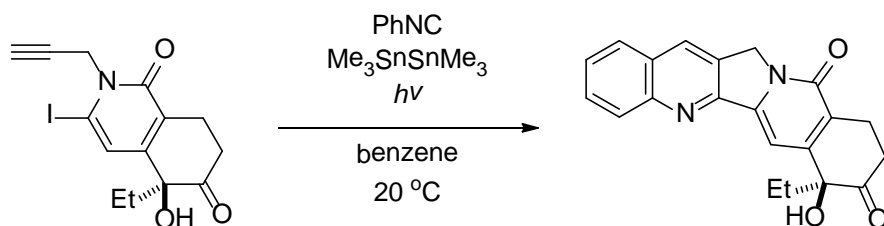
C029



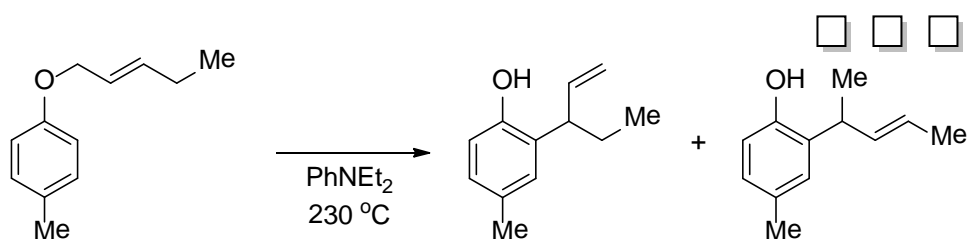
Check Box



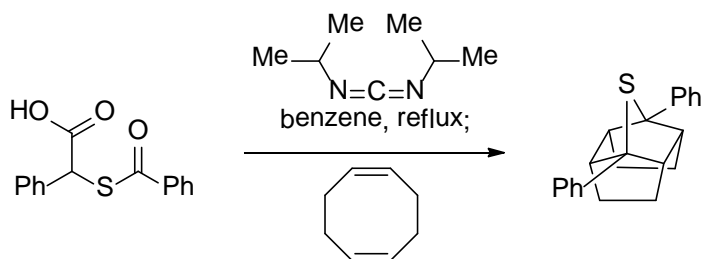
C030



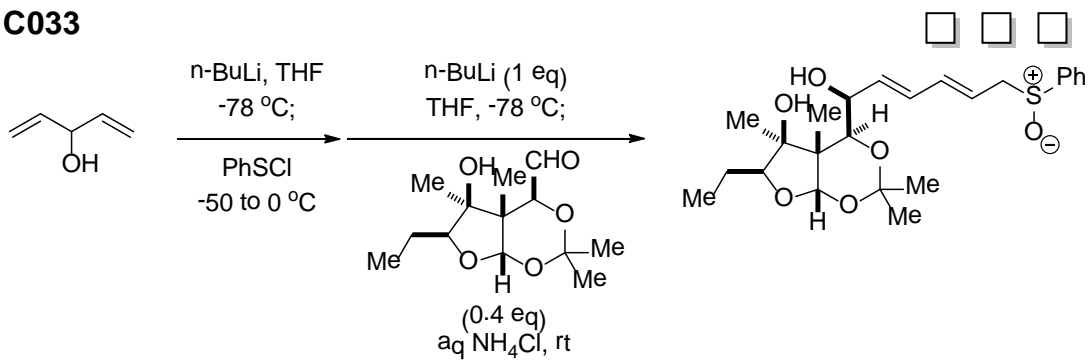
C031




C032



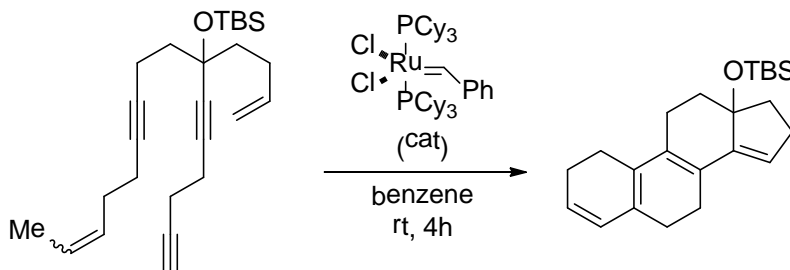
C033



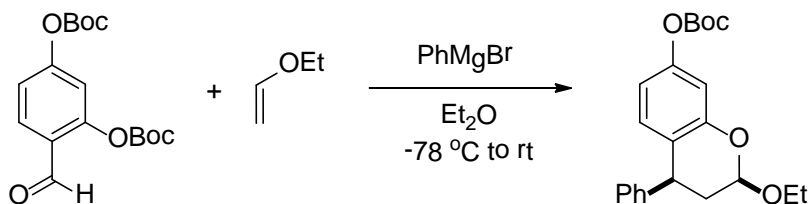
Check Box



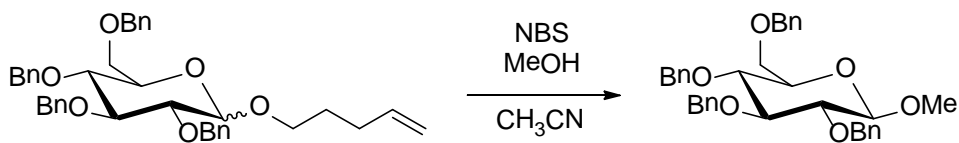
C034



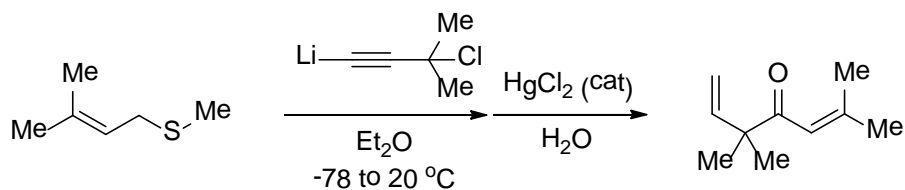
C035



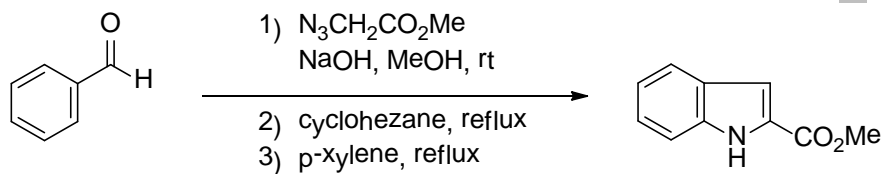
C036



C037

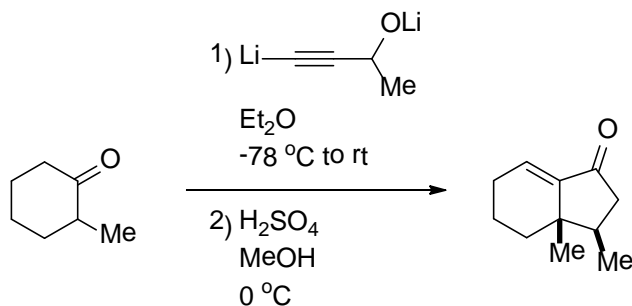



C038

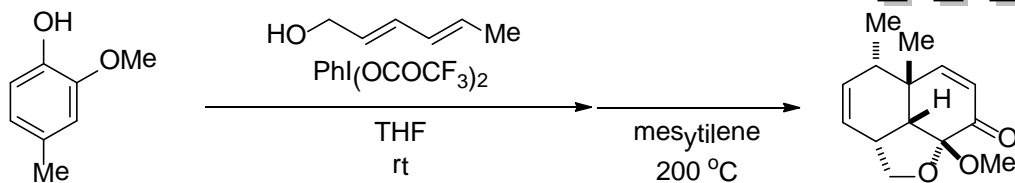


C039

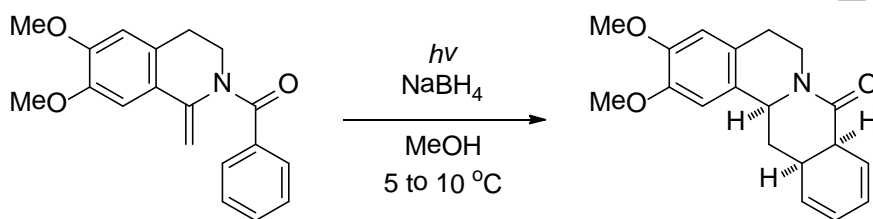
Check Box



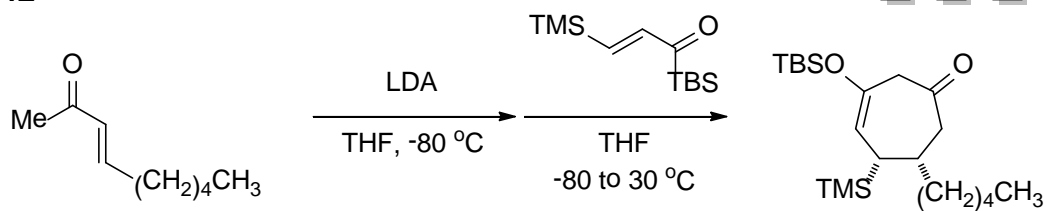
C040



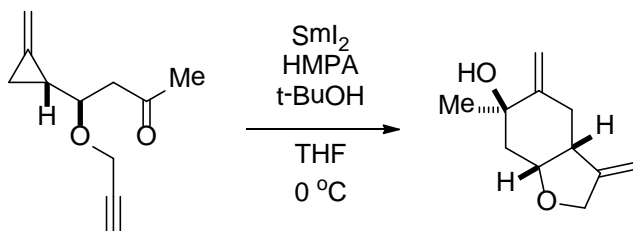
C041




C042



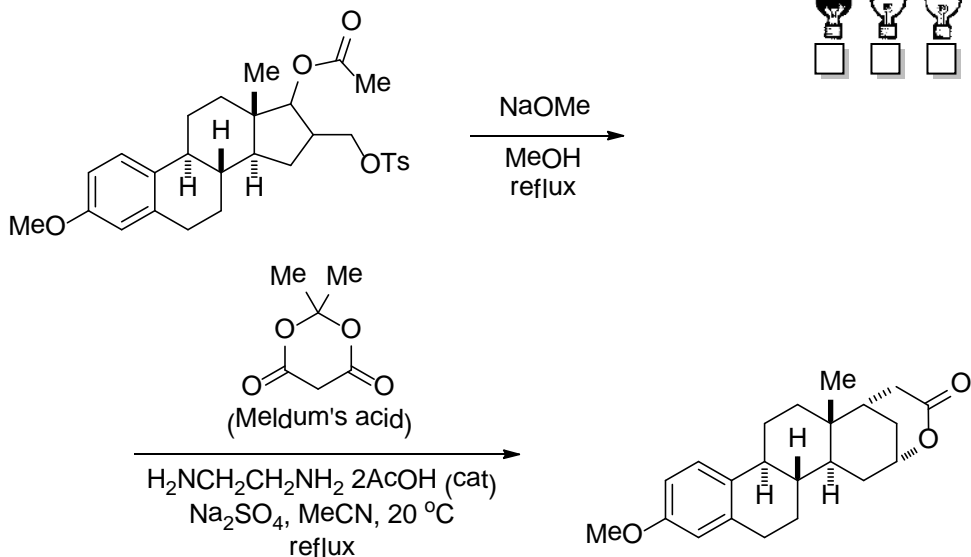
C043



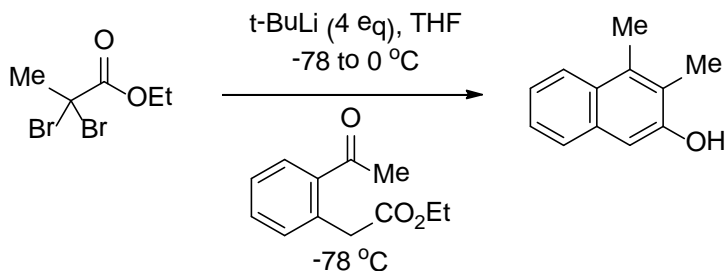
Check Box



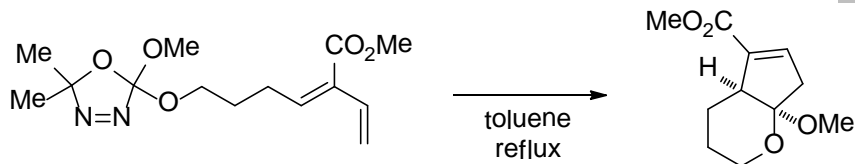
C044



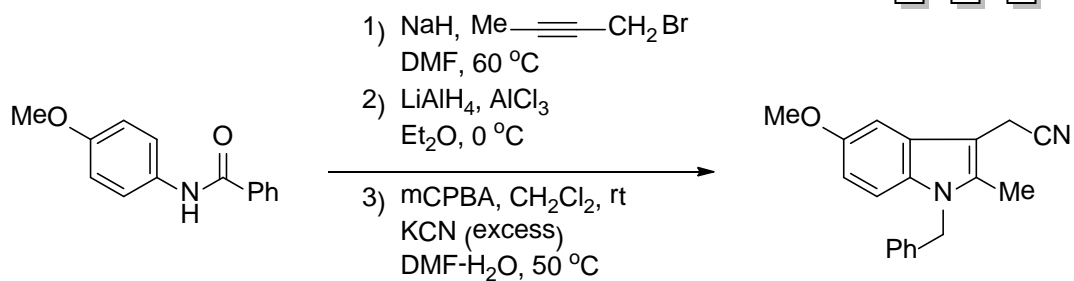
C045



C046

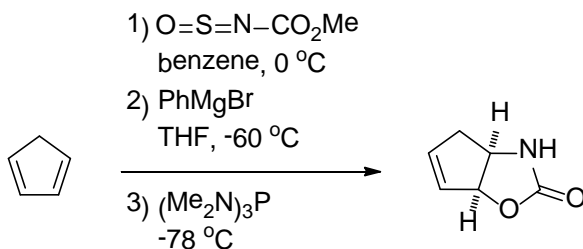



C047

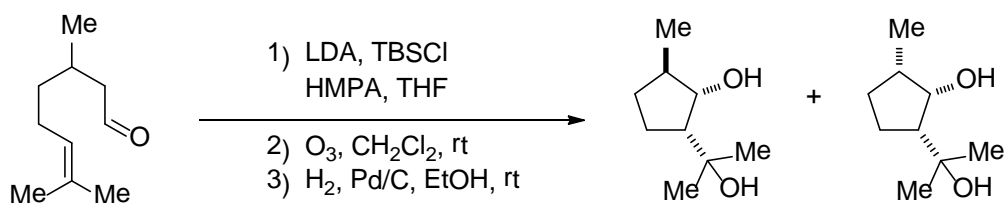


C048

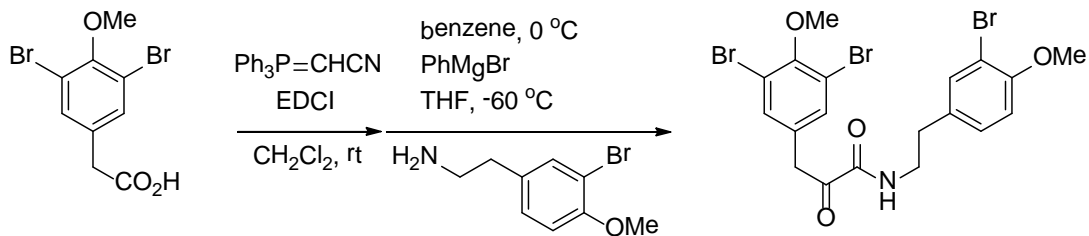
Check Box



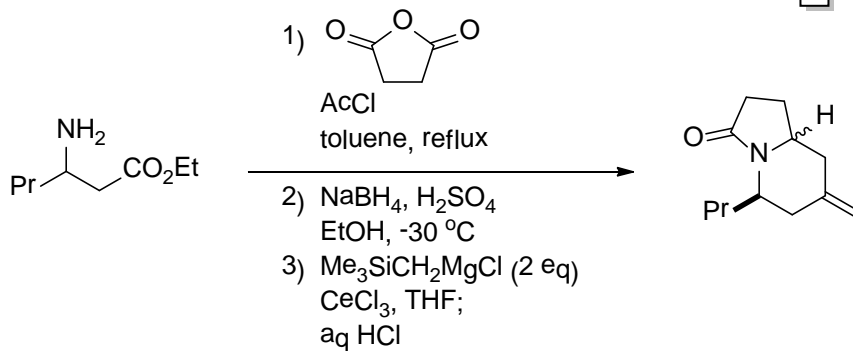
C049



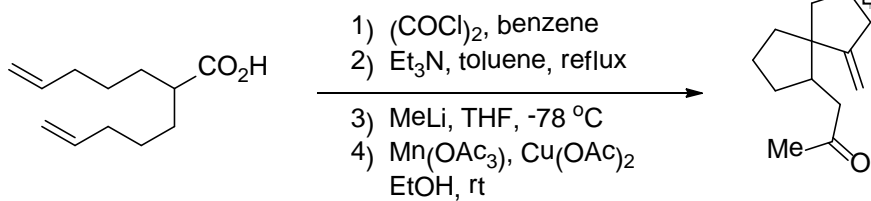
C050




C051



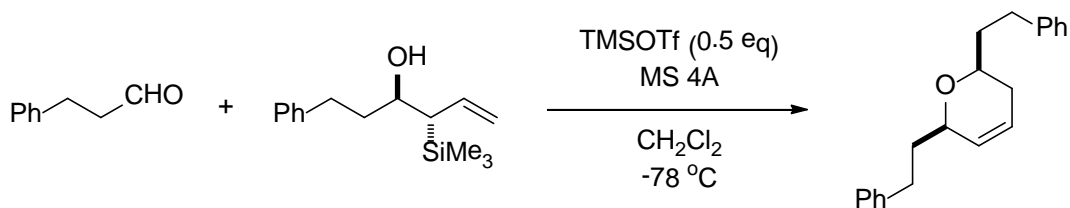
C052



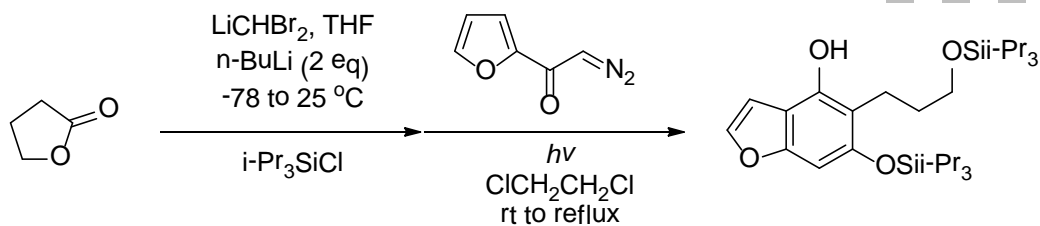
Check Box



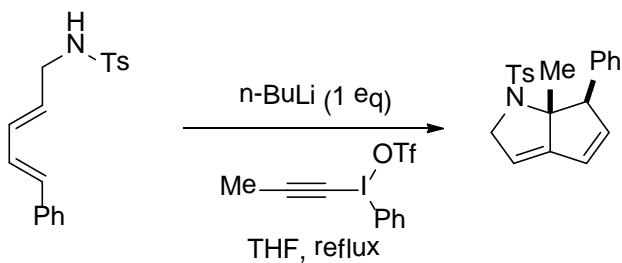
C053



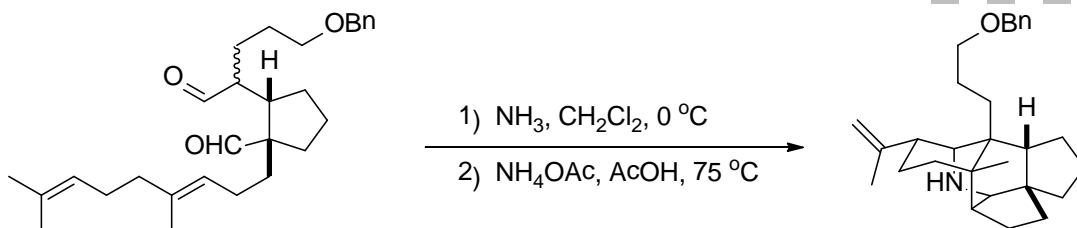
C054




C055



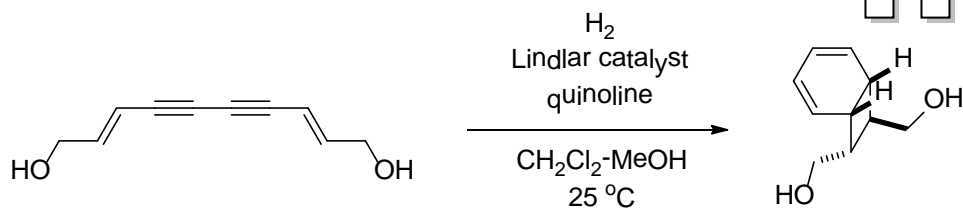
C056



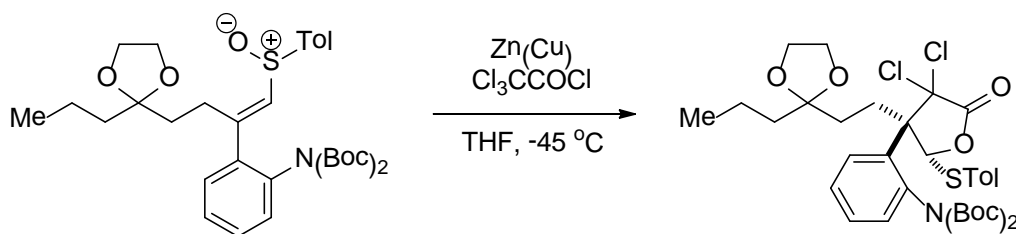
Check Box



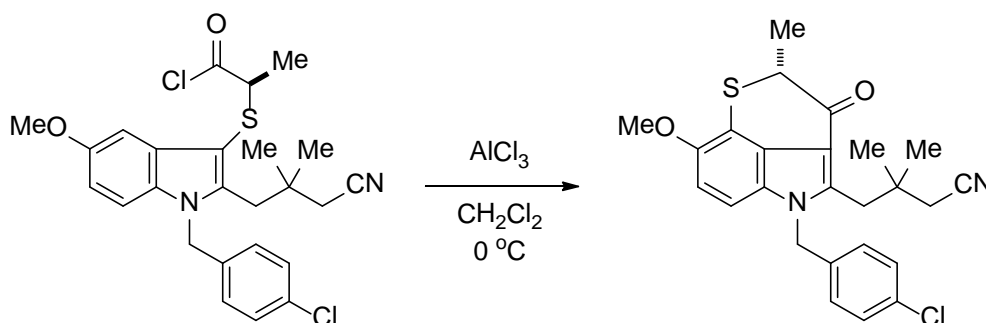
C057



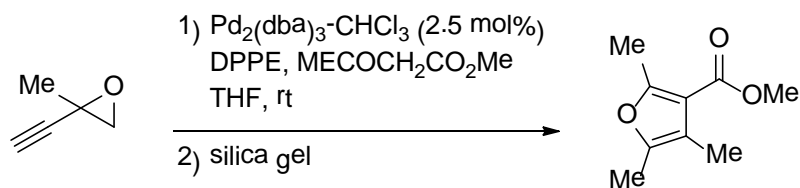
C058



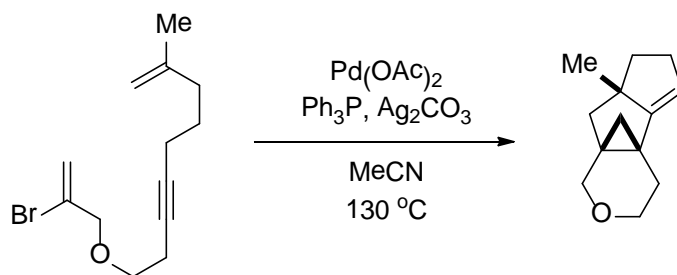
C059




C060



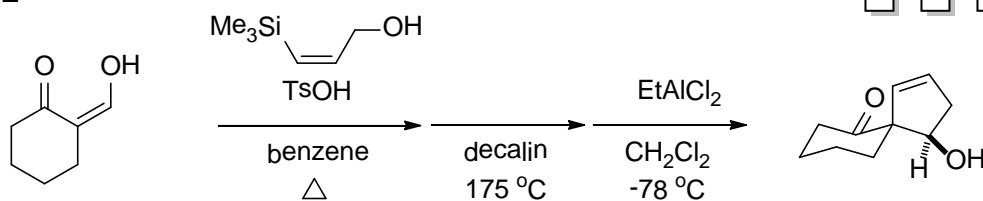
C061



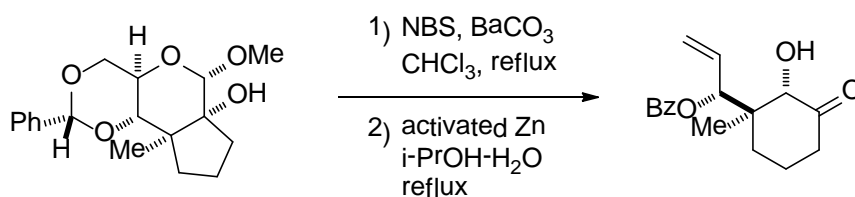
Check Box



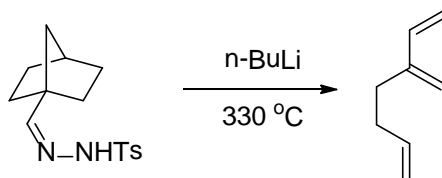
C062



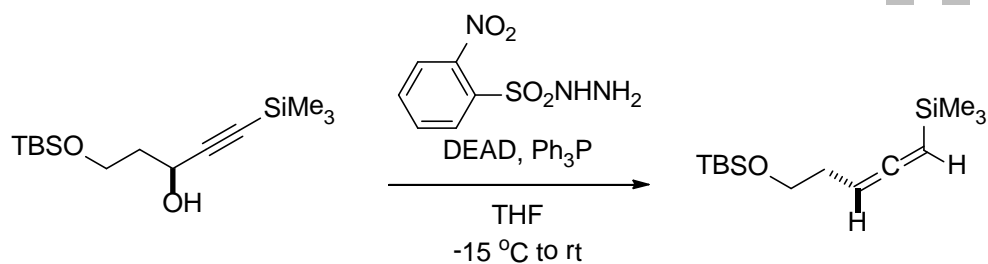
C063




C064



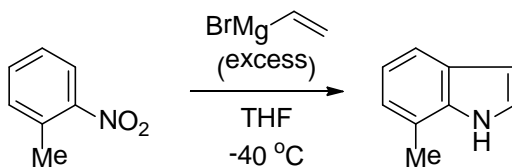
C065



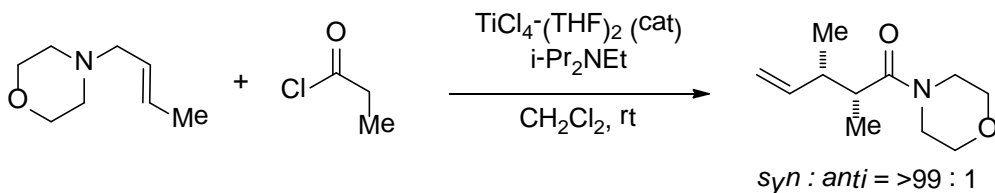

Check Box



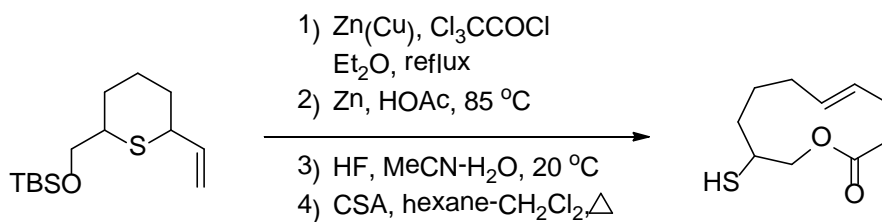
C066



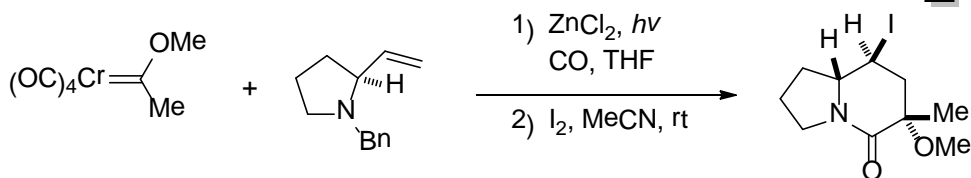
C067



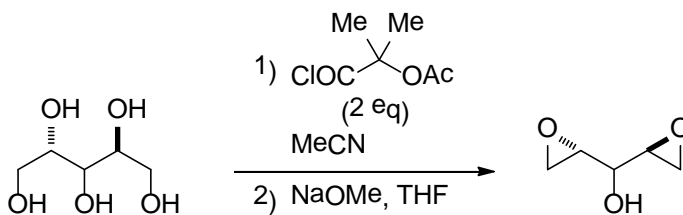
C068




C069



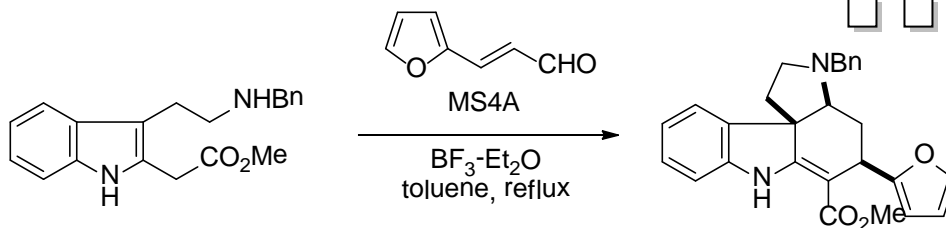
C070



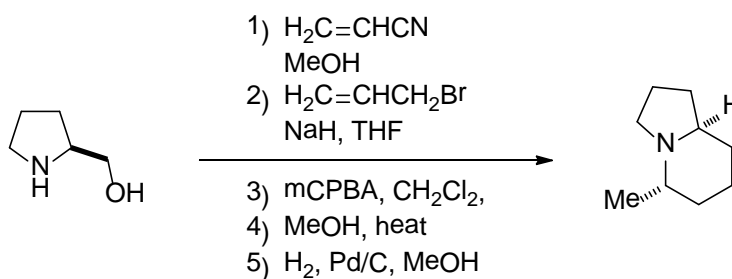
Check Box



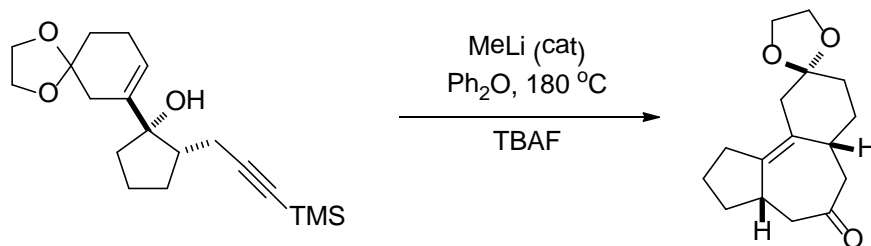
C071



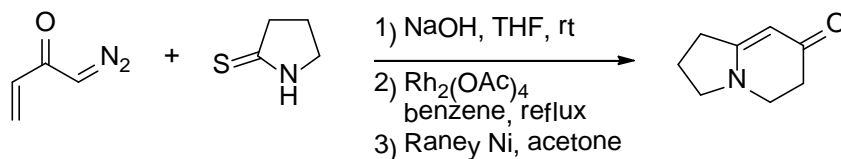

C072



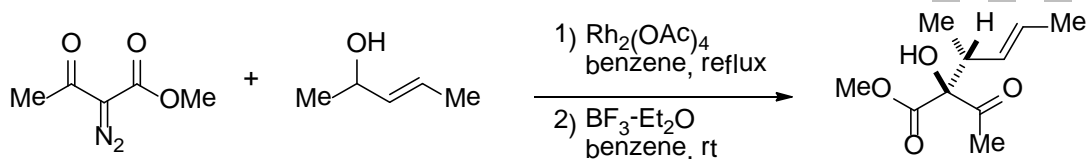
C073




C074



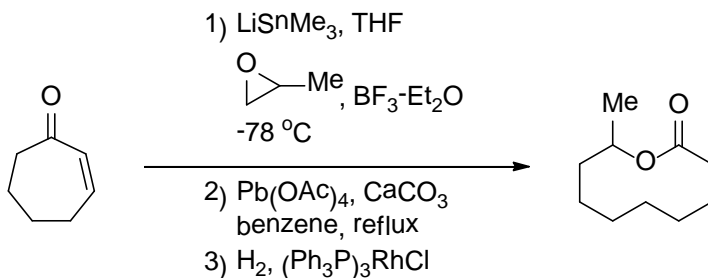
C075



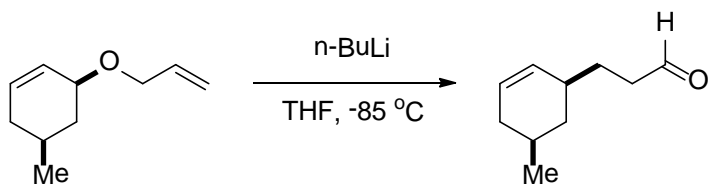
Check Box



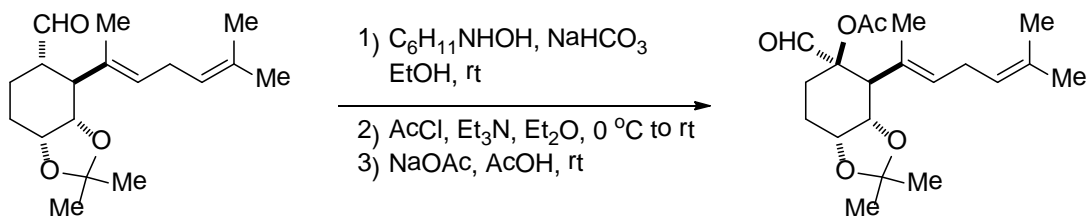
C076



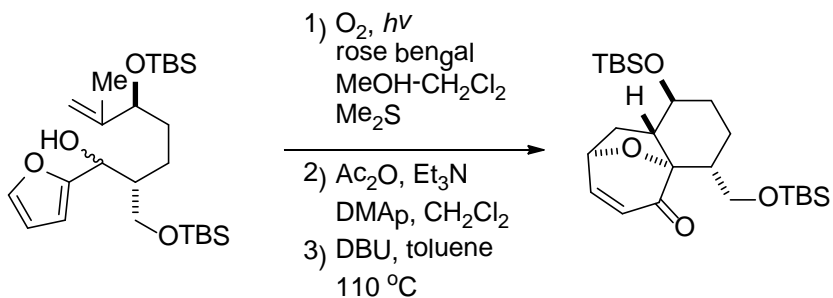
C077



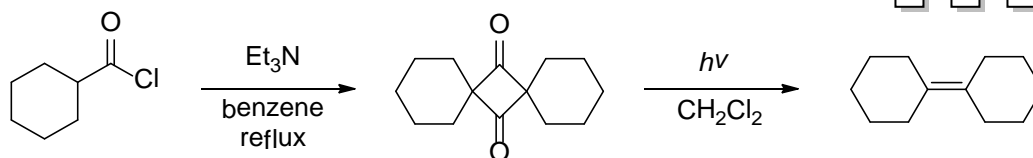
C078




C079



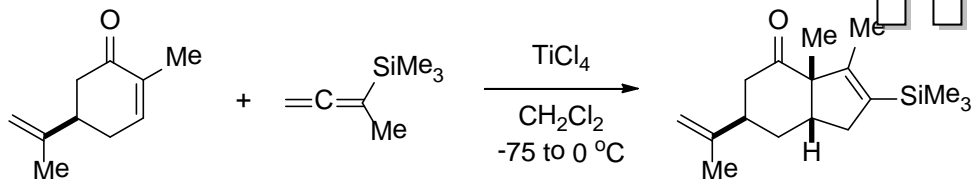
C080



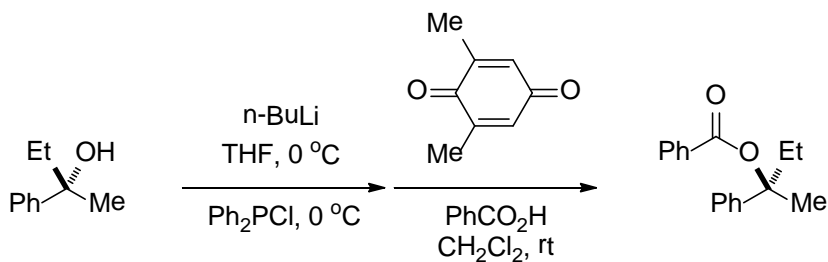
Check Box



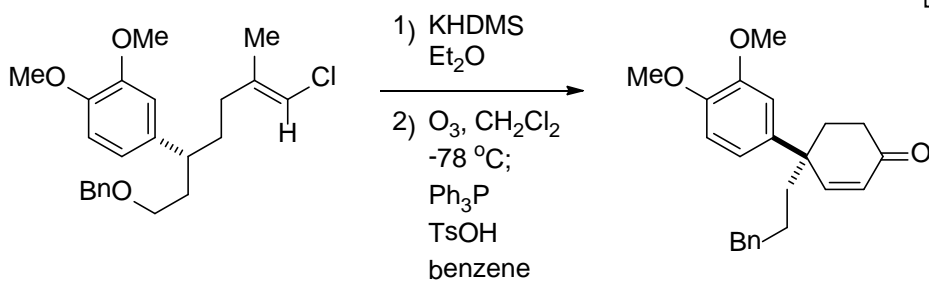
C081



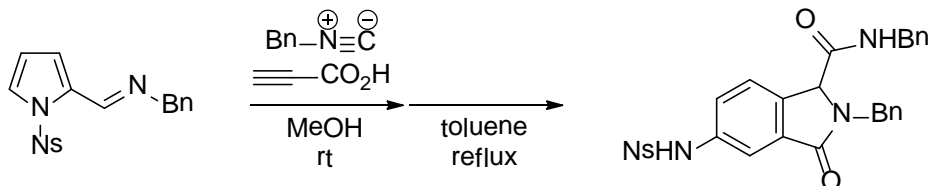
C082



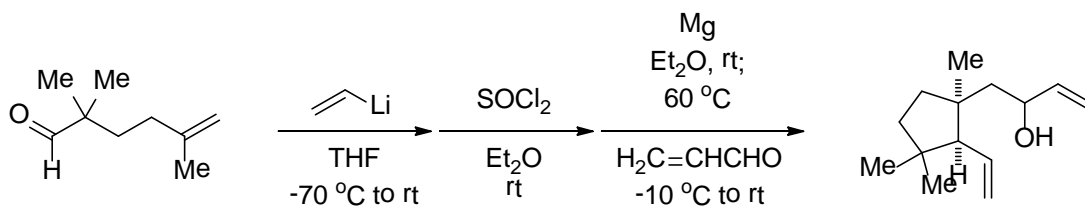
C083




C084



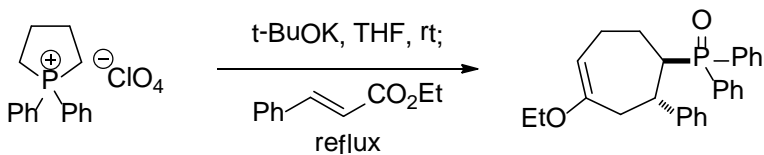
C085



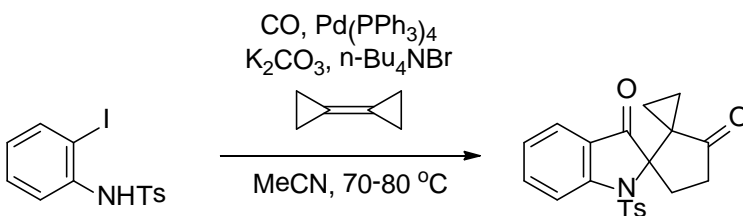
Check Box




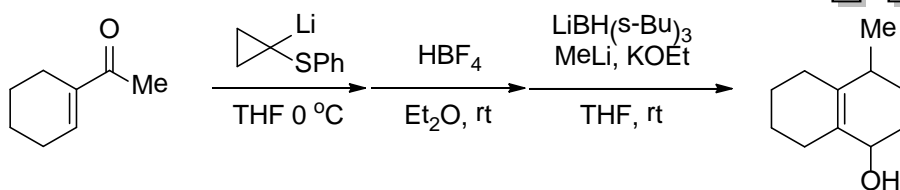
C086



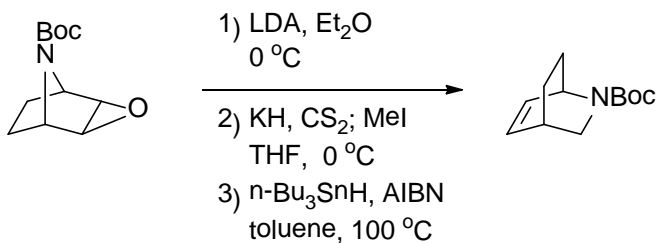
C087




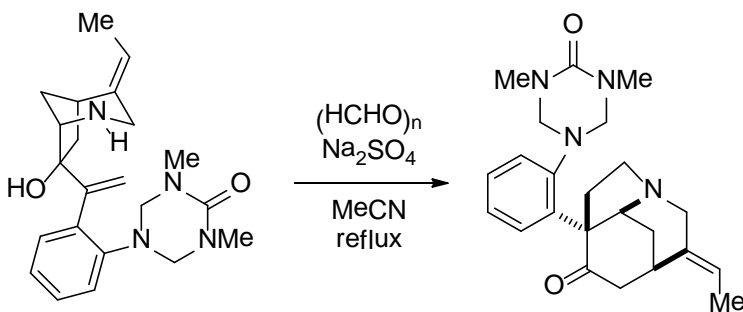
C088




C089



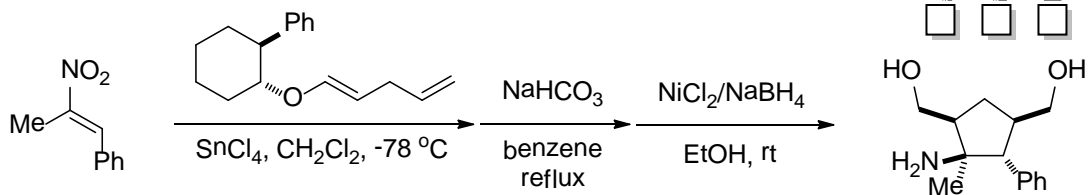
C090



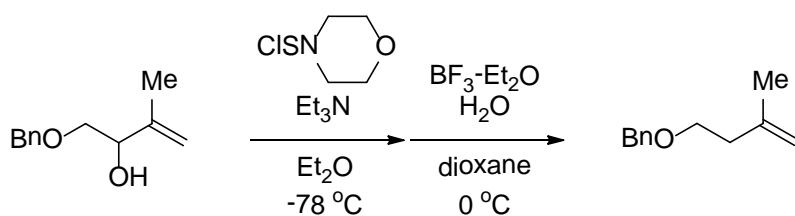
Check Box



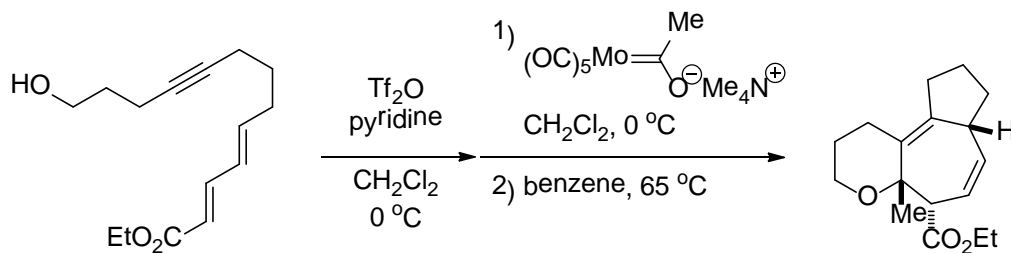
C091



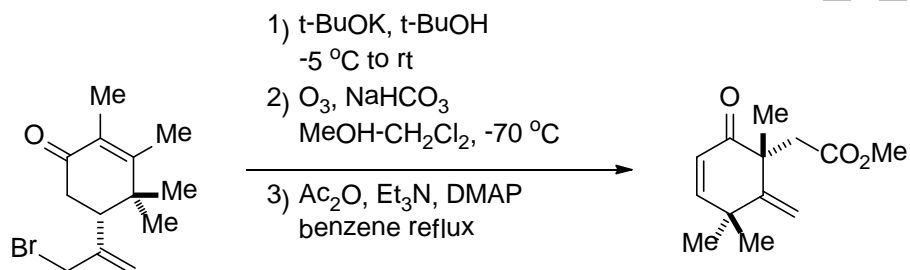
C092



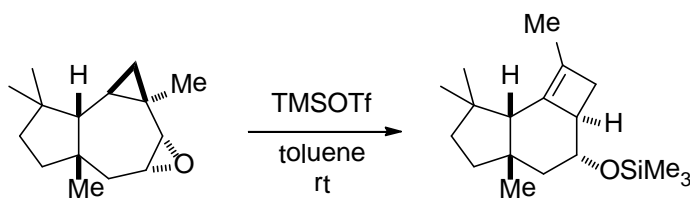
C093




C094



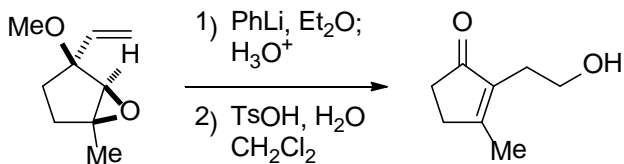
C095



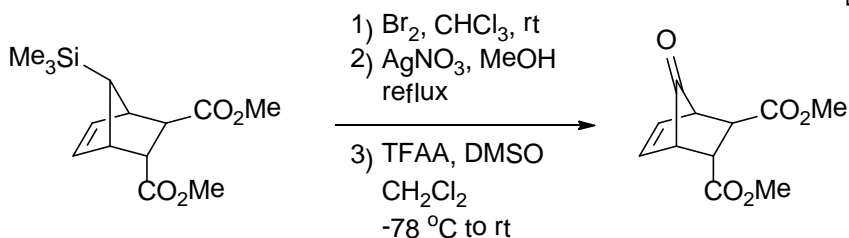
Check Box



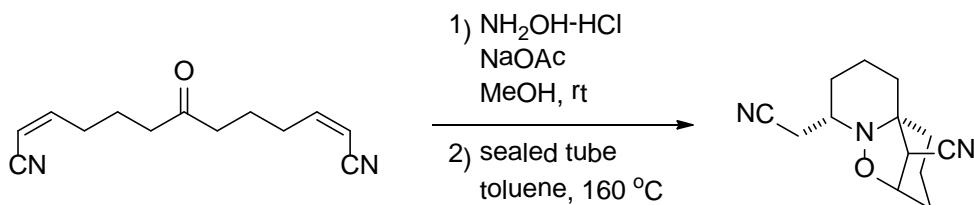
C096



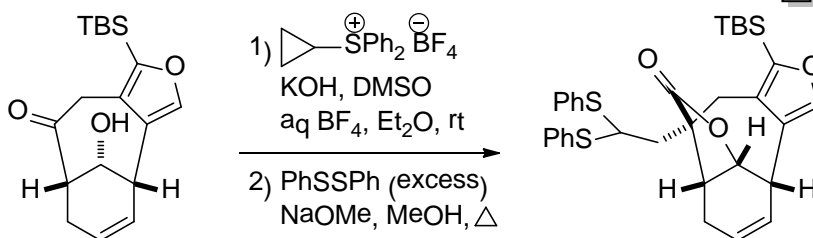
C097



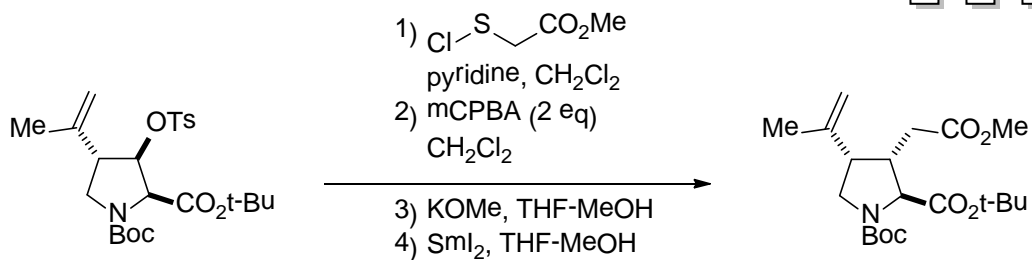
C098




C099



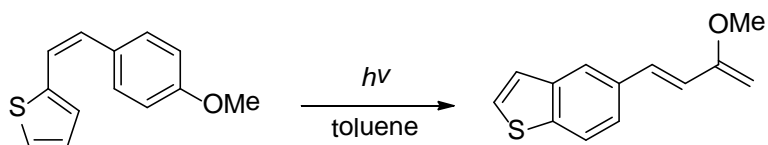
C100



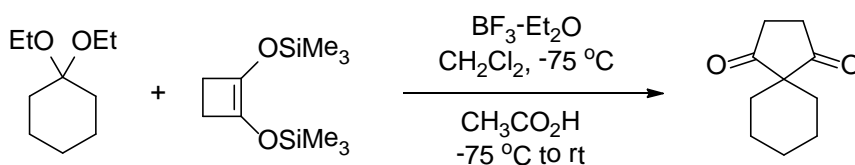
Check Box



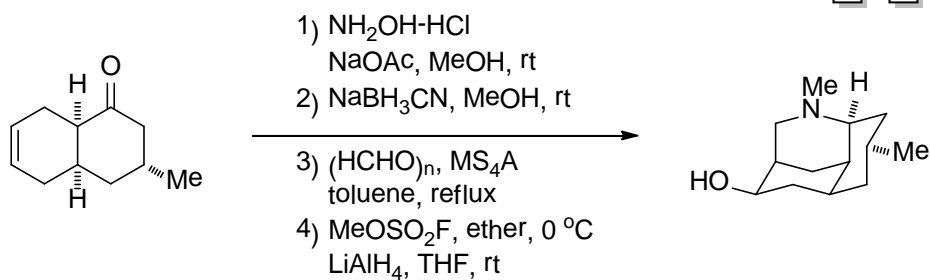
C101



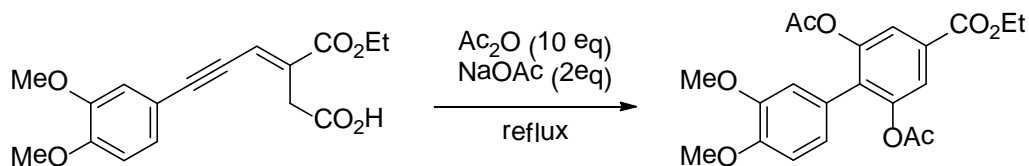
C102



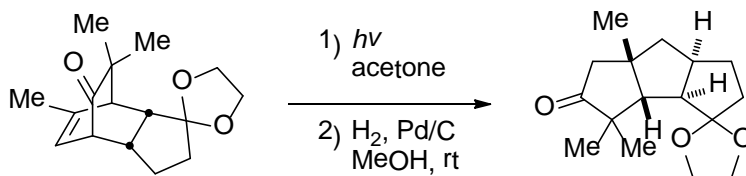
C103




C104



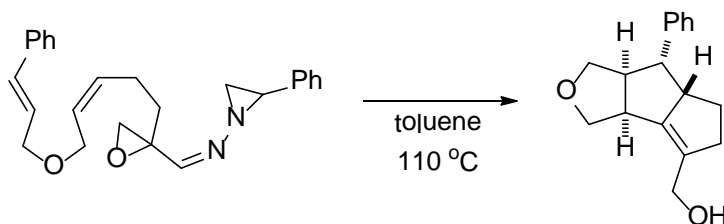
C105



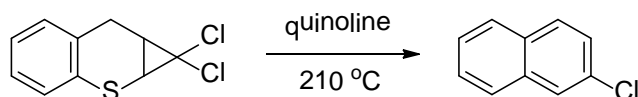
Check Box



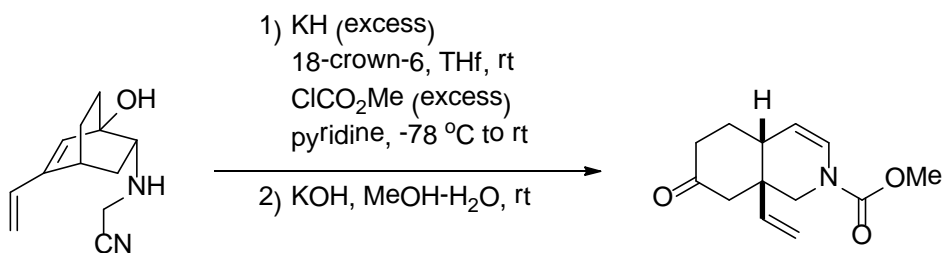
C106



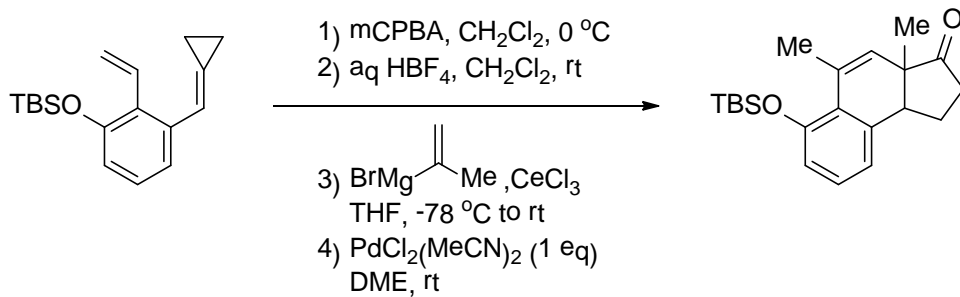
C107



C108



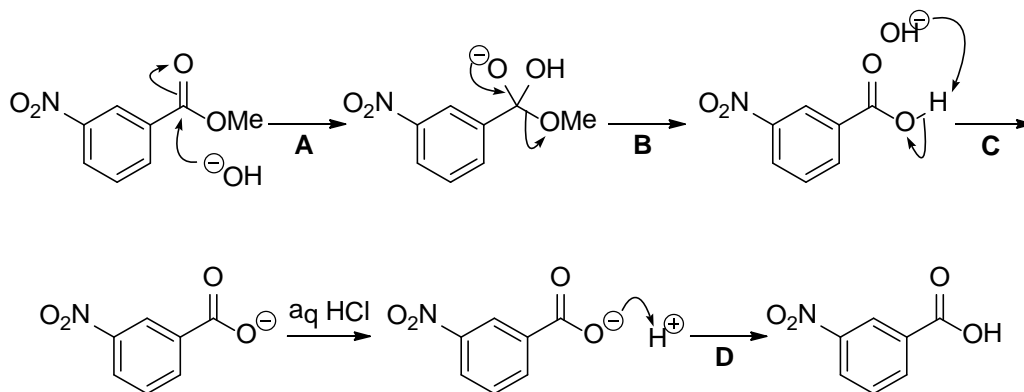
C109



解答 初級編



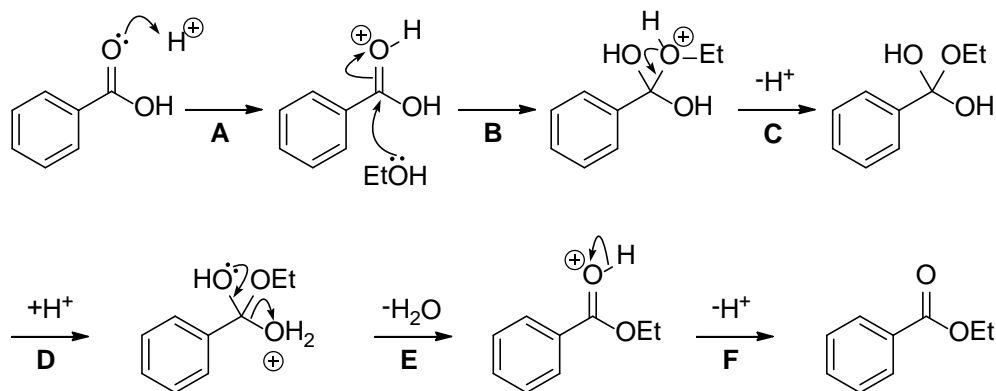
A001



Kamm, O.; Segur, J. B. *Org. Synth. Coll. Vol. I* **1941**, 391

A: Addition of hydroxide ion to the carbonyl group to form a tetrahedral intermediate. **B:** Elimination of methoxide ion helped by the oxygen lone pair. **C:** Deprotonation. $\text{pK}_a \text{AcOH} = 4.8, \text{H}_2\text{O} = 15.7$. **D:** Protonation on work-up. $\text{pK}_a \text{H}_3\text{O}^+ = -1.7$.

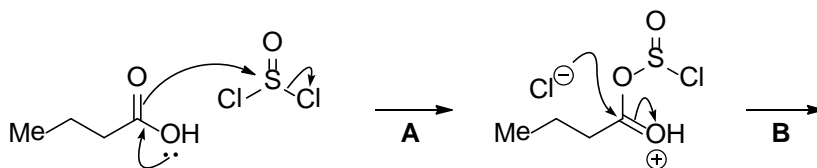
A002

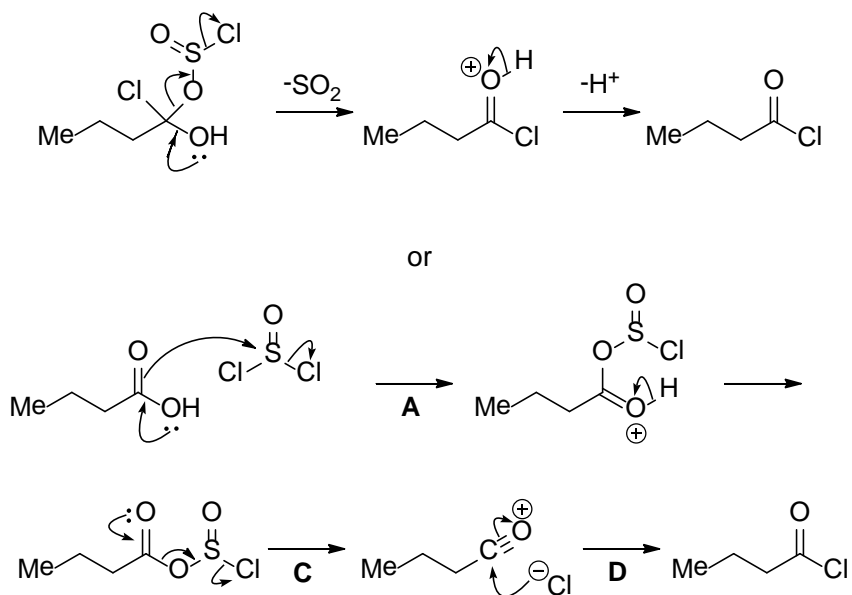


Fischer, E.; Speier, A. *Ber. Deut. Chem. Ges.* **1895**, 28, 3252

A: Activation of the carbonyl group by protonation. **B:** Addition of EtOH to the activated carbonyl group. **C:** Deprotonation of the oxonium ion. **D:** Protonation makes a hydroxy group a good leaving group. **E:** Elimination of water helped by the oxygen lone pair. **F:** Deprotonation

A003

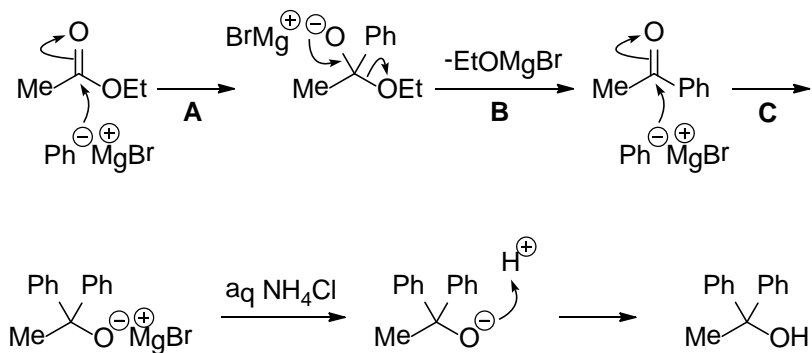




Helferich, B.; Schaefer, W. *Org. Synth., Coll Vol I* **1941**, 147.

A : Attack of a carboxylic acid to SOCl_2 forms a mixed anhydride. **B** : Addition of chloride ion to the carbonyl group to form a tetrahedral intermediate. **C** : Formation of an acylium ion. **D** : Addition of chloride ion to the acylium ion

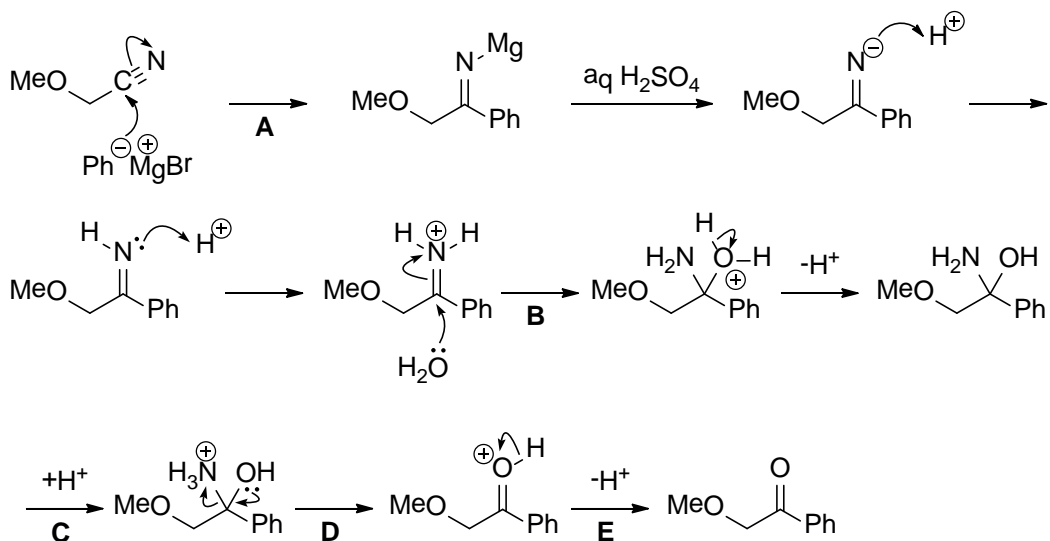
A004



Allen, C. F. H.; Converse, S. *Org. Synth., Coll. Vol. I* **1941**, 226.

A: Addition of PhMgBr to the carbonyl group of the ester to form a tetrahedral intermediate. **B**: Elimination of ethoxide ion to form a ketone. **C**: Addition of PhMgBr to the more reactive ketone to form a tertiary alkoxide.

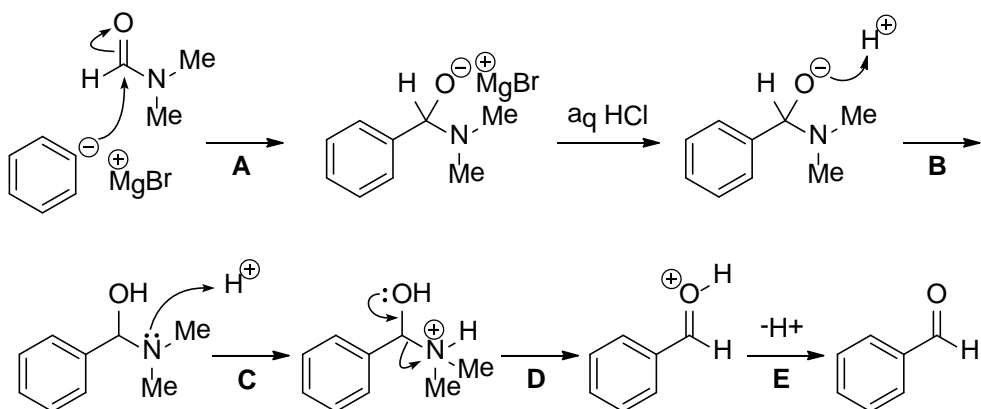
A005



Moffett, R. B.; Shriner, R. L. *Org. Synth., Coll. Vol. III* 1955, 562.

A: Addition of PhMgBr to the nitrile forms an imine anion, **B:** Addition of water to the iminium ion gives a hemiaminal. **C:** Protonation occurs on a more basic amino group. $\text{pKa } \text{H}_3\text{O}^+ = -1.7$, $\text{EtNH}_3^+ = 10.6$. **D:** Elimination of ammonia helped by the oxygen lone pair. **E:** Deprotonation.

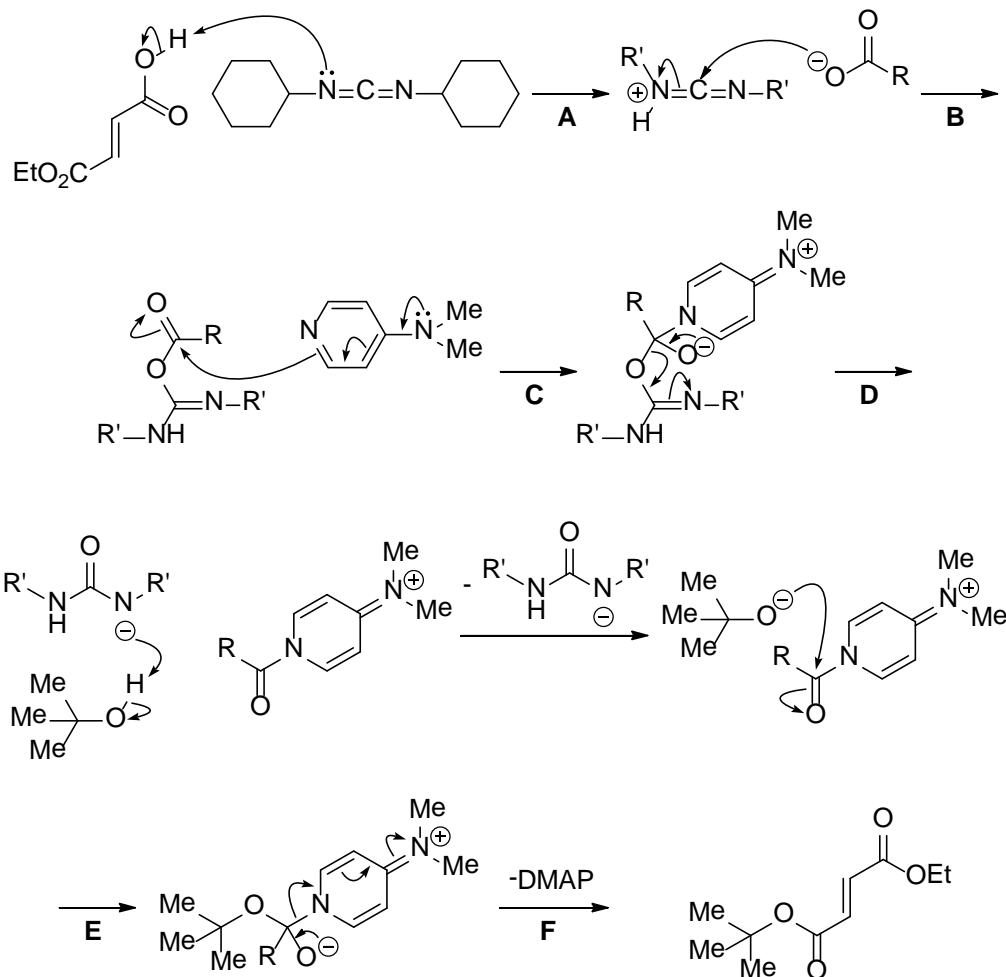
A006



Olah, G. A.; Surya Prakash, G. K.; Arvanaghi, M. *Synthesis* 1984, 228

A: Addition of PhMgBr to the carbonyl group. The resulting tetrahedral intermediate is relatively stable because the alkoxide anion cannot generate an amine anion ($\text{pKa } \text{i-PrOH} = 17$, $\text{Et}_2\text{NH} = 36$). **B:** Protonation on workup. **C:** Protonation of a more basic amino group. $\text{pKa } \text{H}_3\text{O}^+ = -1.7$, $\text{EtNH}_3^+ = 10.6$. **D:** Elimination of the amine helped by the oxygen lone pair. **E:** Deprotonation.

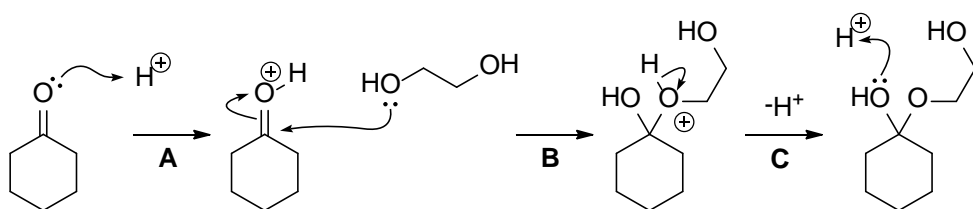
A007

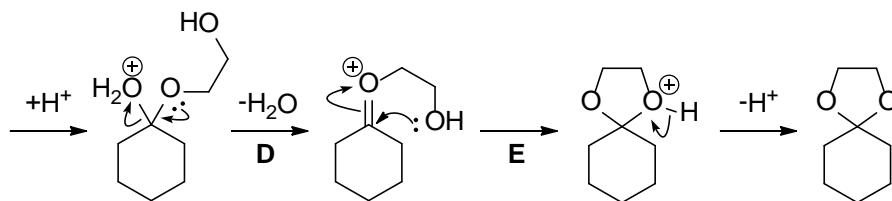


Neises, B.; Steglich, W. *Org. Synth.*, Coll. Vol. VII **1990**, 93.

A: Activation of DCC by protonation. **B:** Addition of the carboxylate to the protonated DCC. **C:** Addition of DMAP to the carbonyl group. **D:** Elimination of a urea anion which then abstracts a proton from an alcohol. **E:** Addition of the alkoxide anion to the carbonyl group to form a tetrahedral intermediate. **F:** Elimination of DMAP to form the product.

A008

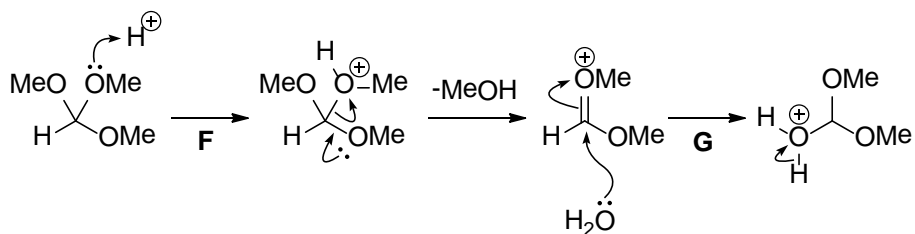
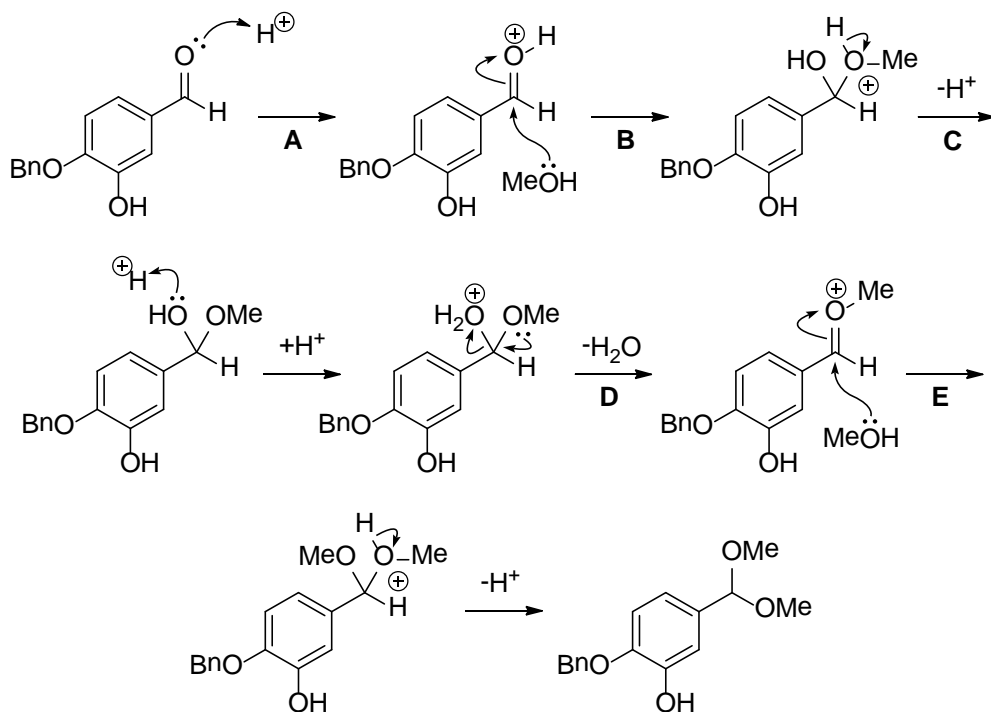


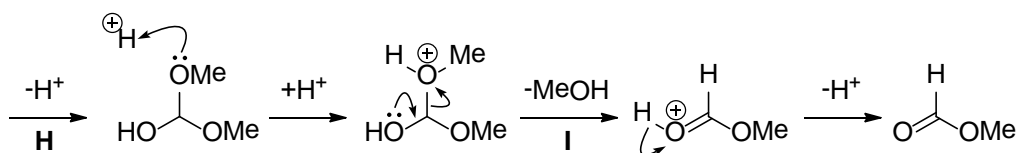


Daignault, R. A.; Eliel, E. L. *Org. Synth., Coll. Vol. V* **1973**, 303.

A: Activation of the carbonyl group by protonation. **B:** Addition of ethylene glycol to the activated carbonyl group. **C:** Proton transfer. **D:** Elimination of water helped by the oxygen lone pair. **E:** Intramolecular addition of the second hydroxy group.

A009



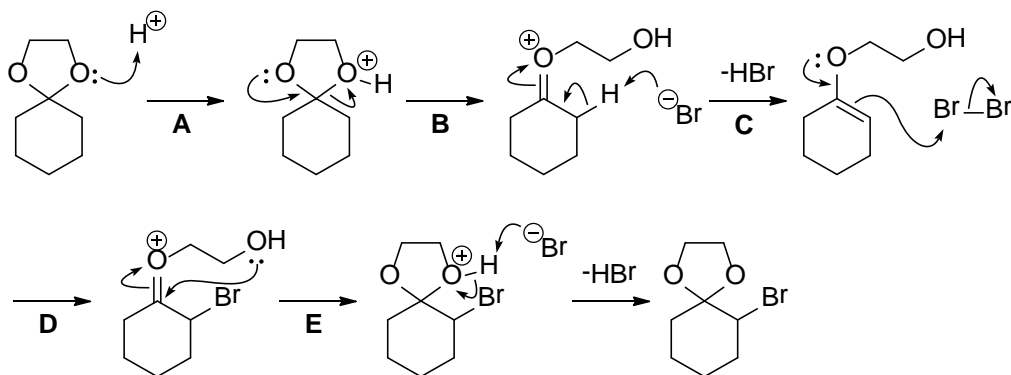


Baker, R.; Cooke, N. G.; Humphrey, G. R.; Wright, S. H. B.; Hirshfield, J.

J. Chem. Soc., Chem. Commun. **1987**, 1102.

A: Activation of the carbonyl group by protonation. **B:** Addition of MeOH to the activated carbonyl group. **C:** Proton transfer. **D:** Elimination of water helped by the oxygen lone pair. **E:** Addition of MeOH and protonation to form a dimethyl acetal. **F:** Trimethyl orthoformate serves as a scavenger of water to let the equilibrium to the product side. Protonation followed by elimination of MeOH. **G:** Addition of water. **H:** Proton transfer. **I:** Elimination of MeOH followed by deprotonation to form HCO_2Me .

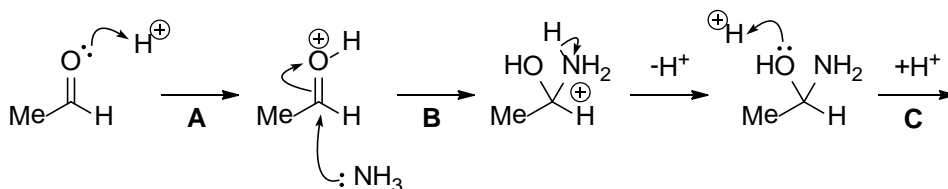
A010

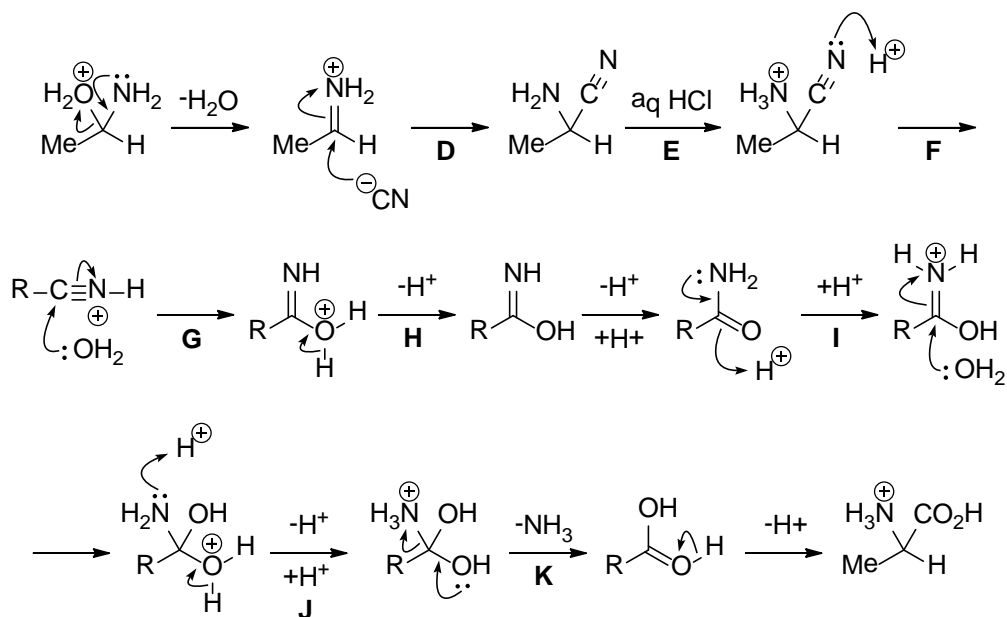


Aben, R. W. M.; Hanneman, E. J. M.; Scheeren, J. M. *Syn. Commun.* **1980**, 10, 821.

A: Protonation. **B:** Cleavage of the dioxolane ring helped by the oxygen lone pair. **C:** Deprotonation to form an enol ether. **D:** Bromination of the electron-rich enol ether. **E:** Intramolecular addition of the hydroxy group. Opening of the dioxolane ring of the product is more difficult because of the electron-withdrawing bromine atom.

A011

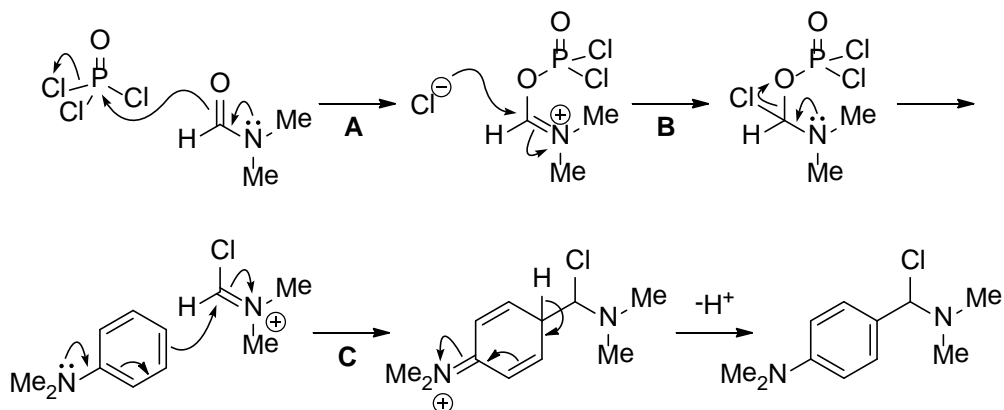


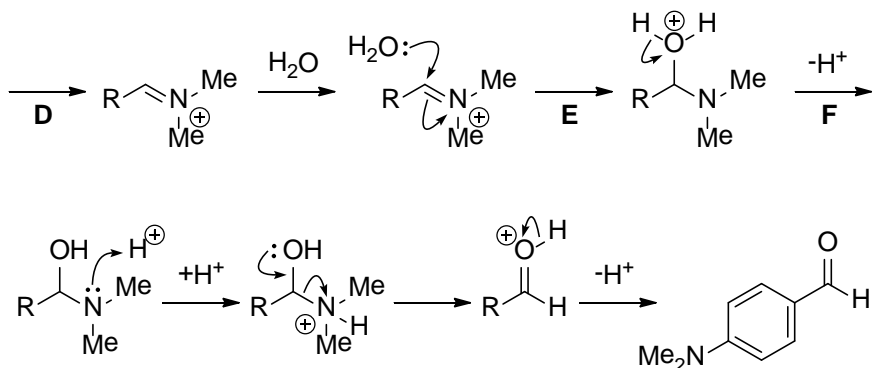


Kendall, E. C.; McKenzie, B F. *Org. Synth., Coll. Vol. I* **1941**, 21

Strecker amino acid synthesis, **A**: Protonation of the carbonyl group. **B**: Addition of NH_3 to the carbenyl group followed by deprotonation to form a hemiaminal. **C**: Protonation followed by elimination of water is helped by the nitrogen lone pair to form an iminium ion. **D**: Addition of a cyanide ion to form an aminonitrile. **E**: Acidic hydrolysis of the nitrile. The amino group is protonated throughout the reaction. **F**: Protonation of the nitrile to form a reactive nitrilium ion. **G**: Addition of water to the nitrilium ion. **H**: Deprotonation and tautomerization. **I**: Protonation of the resulting amide followed by addition of water. **J**: Proton transfer. **K**: Elimination of NH_3 followed by deprotonation to form the product.

A012

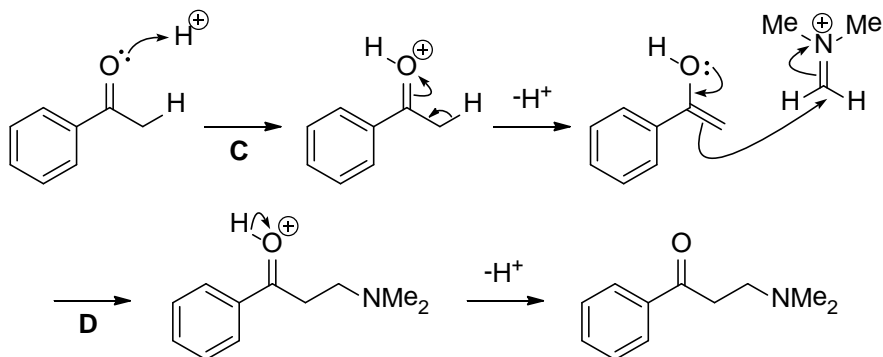
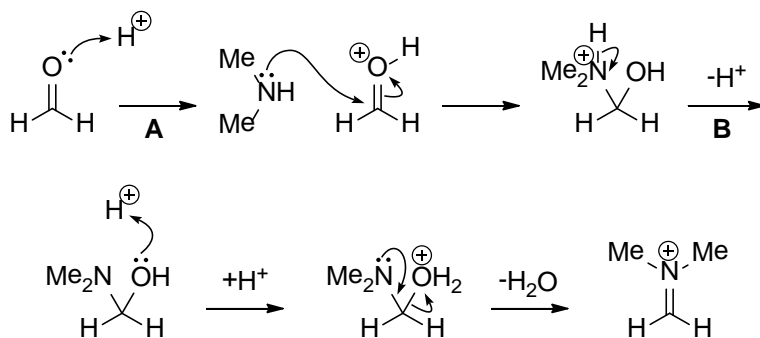




Campaigne, E.; Archer, W. L. *Org. Synth., Coll. Vol. VI* **1963**, 331

Vilsmeier reaction. **A**: The electron-rich oxygen of DMF attacks POCl_3 (oxygen of amides is generally more reactive toward electrophiles under neutral conditions). **B**: Addition of chloride ion followed by ejection of a dichlorophosphate ion to form the Vilsmeier reagent. **C**: Addition of an electron-rich aromatic ring to Vilsmeier reagent followed by rearomatization. **D**: Elimination of chloride ion helped by nitrogen lone pair leads to the formation of an iminium ion. **E**: Addition of water to the iminium ion. **F**: Proton transfer followed by elimination of Me_2NH .

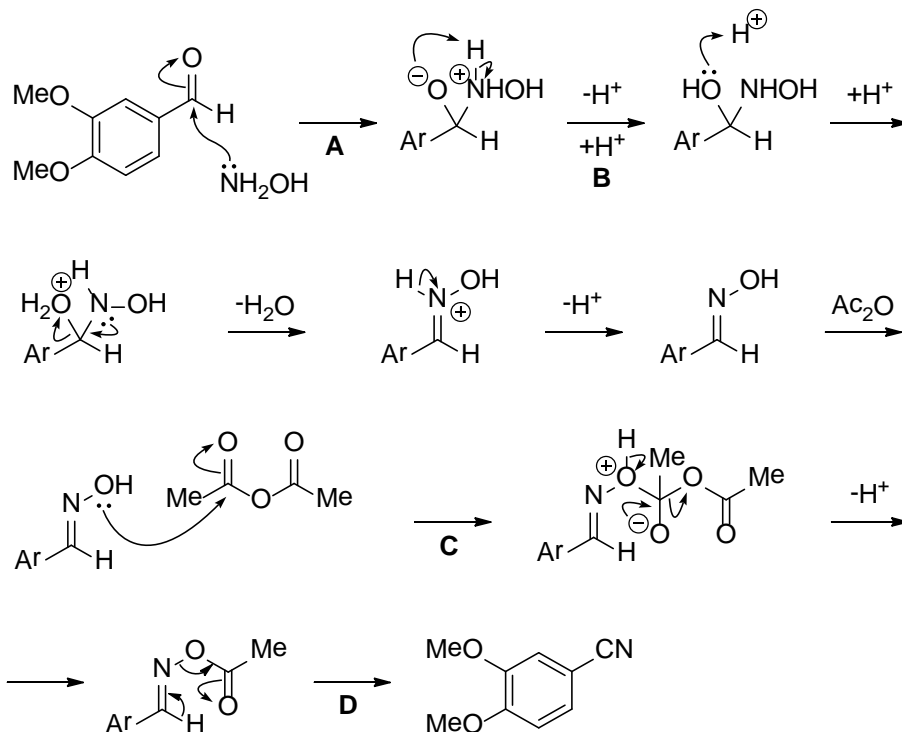
A013



Maxwell, C. E. *Org. Synth., Coll. Vol. III* **1955**, 305.

Mannich reaction. A: Protonation of formaldehyde followed by addition of Me_2NH to the carbonyl group. B: Proton transfer followed by elimination of water to form an iminium ion. C: Tautomerization of the carbonyl group to form an enol. D: Attack of the electron-rich enol to the iminium ion.

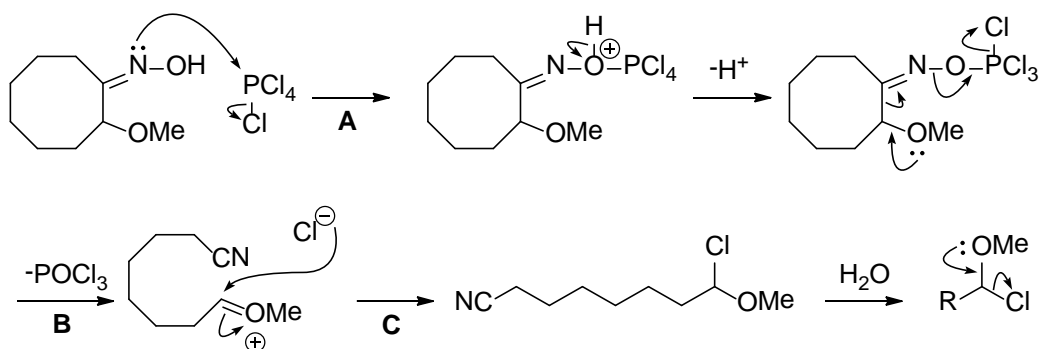
A014

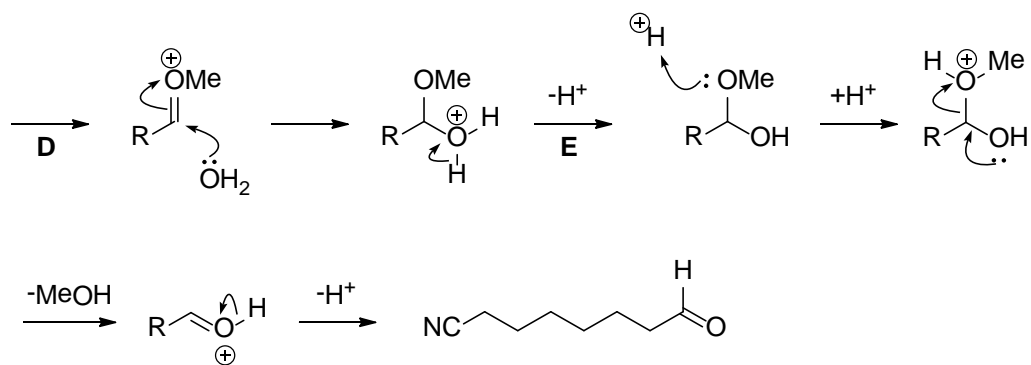


Buck, J. S.; Ide, W. S. *Org. Synth., Coll. Vol. II* **1943**, 622

A: Addition of NH_2OH to the aldehyde. **B:** Proton transfer followed by elimination of water to form an oxime. **C:** Acetylation of the oxime. **D:** syn-Elimination of AcOH to form a nitrile.

A015

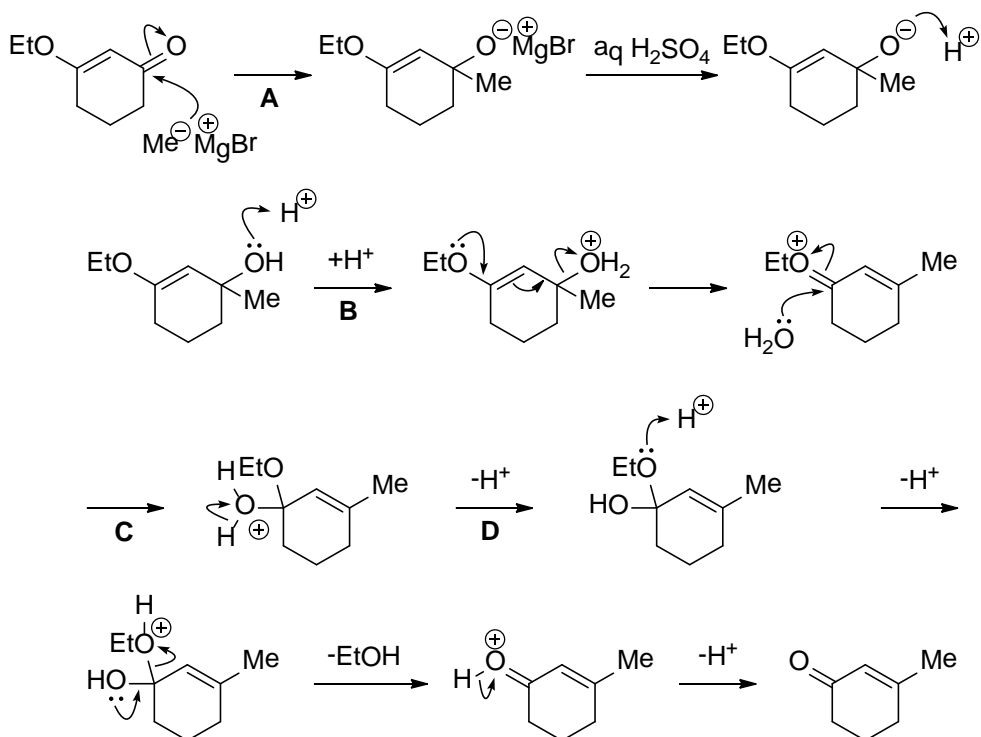




Ohno, M.; Naruse, N.; Terasawa, I. *Org. Synth., Coll. Vol.* V **1973**, 266

Beckmann fragmentation. **A**: Attack of the oxime to PCl_5 . **B**: Elimination of POCl_3 is helped by the oxygen lone pair of the methoxy group, causing the cleavage of the C-C bond. **C**: Addition of chloride ion. **D**: Elimination of chloride ion followed by addition of water. **E**: Proton transfer followed by elimination of MeOH .

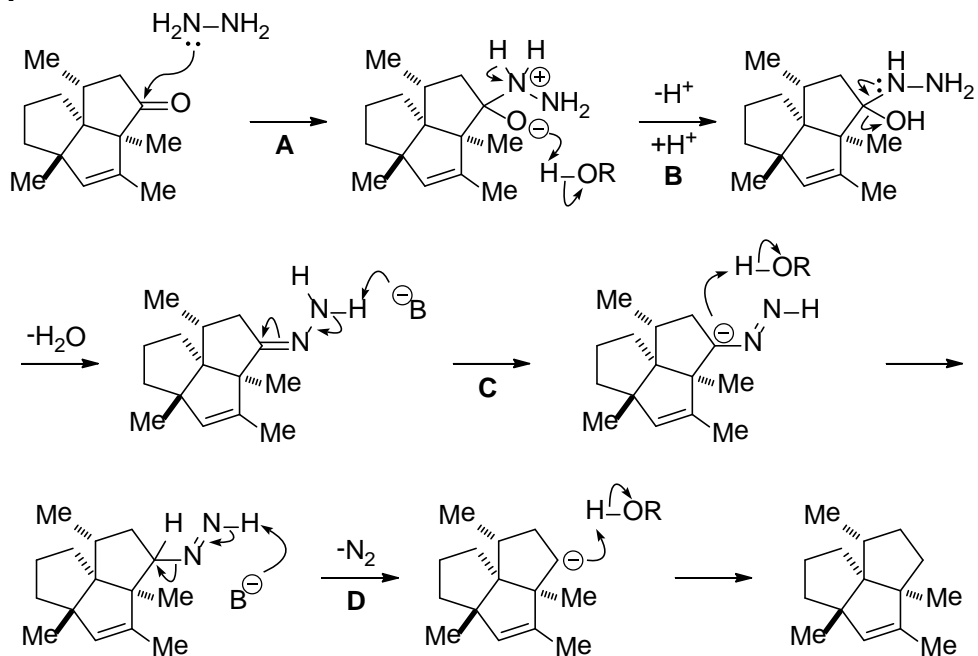
A016



Woods, G. F.; Griswold, P. H., Jr.; Ambrecht, B. H.; Blumenthal, D. I.' Plapinger, R
J. Am. Chem. Soc. **1949**, 71, 2028

A: 1,2-Addition of MeMgBr to the carbonyl group. **B**: Protonation followed by elimination of water helped by the oxygen lone pair of the ethoxy group. **C**: Addition of water. **D**: Proton transfer followed by elimination of EtOH .

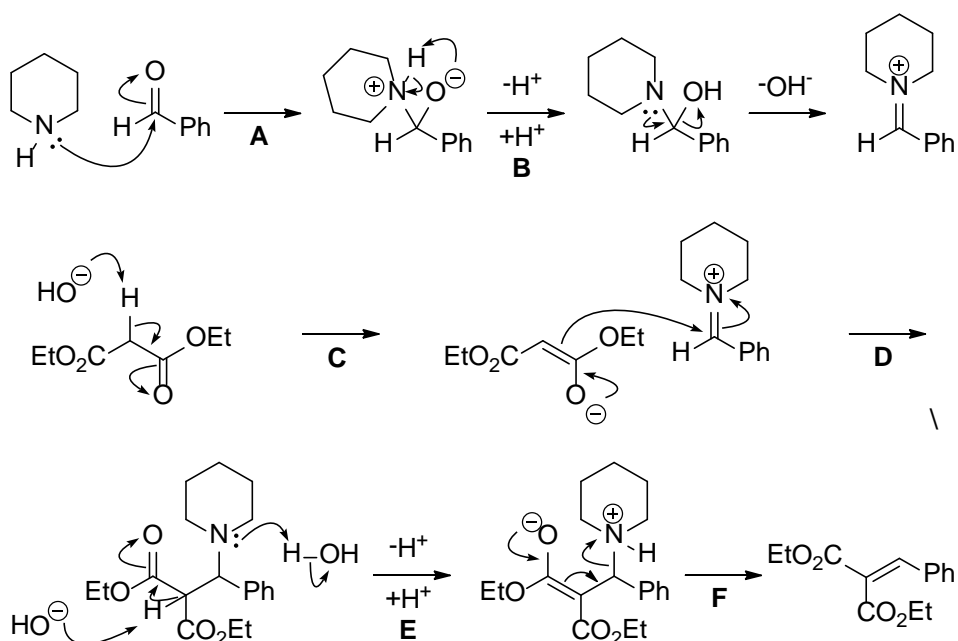
A017



Paquette, L. A.; Han, Y. K. *J. Org. Chem.* **1979**, 44, 4014.

Wolff-Kishner reduction **A:** Addition of H_2NNH_2 to the carbonyl group. **B:** Proton transfer followed by elimination of hydroxide ion to form a hydrazone. **C:** Deprotonation of the hydrazone. **D:** Elimination of N_2 , an extremely good leaving group.

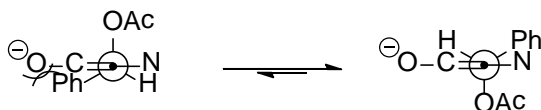
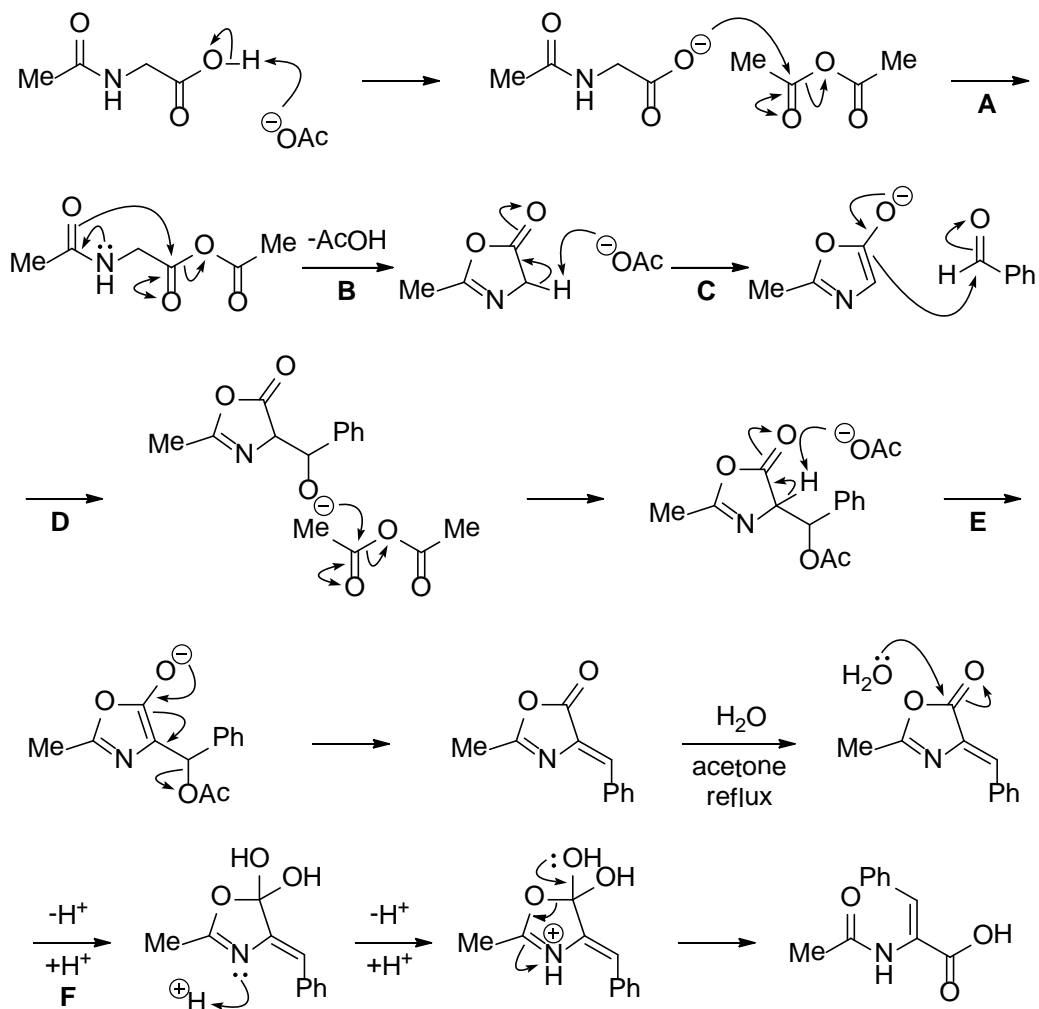
A018



Allen, C. F. H.; Spangler, F. W. *Org. Synth., Coll. Vol. III* **1955**, 37

Knoevenagel condensation **A**: Addition of piperidine to the aldehyde. **B**: Proton transfer followed by elimination of hydroxide ion to form an iminium ion. **C**: Deprotonation of a malonate to form an enolate ($\text{pK}_a \text{RO}_2\text{CCH}_2\text{CO}_2\text{R} = 13, \text{H}_2\text{O} = 15.7$). **D**: Addition of the enolate to the iminium ion. **E**: Protonation of the amine and deprotonation of the malonate. **F**: Elimination of piperidine.

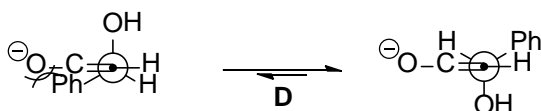
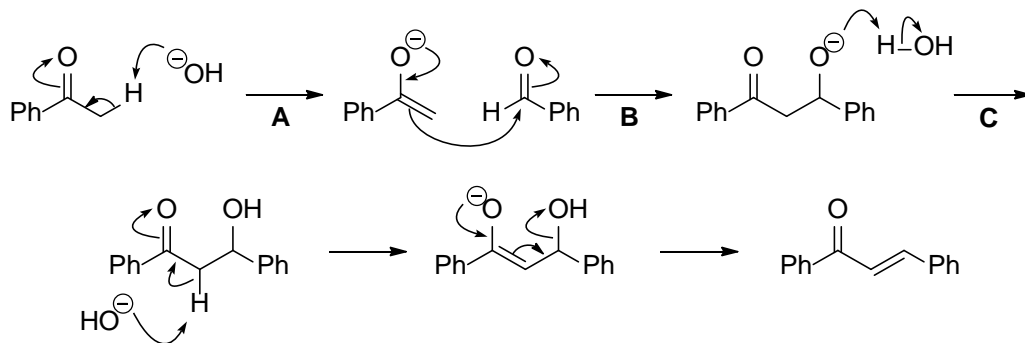
A019



Herbst, R. M.; Shemin, D. *Org Synth., Coll.*, Vol. II 1943, 1

A: formation of a mixed anhydride. **B**: Intramolecular attack of the amide oxygen to the mixed anhydride to form an azlactone. **C**: Facile deprotonation of the azlactone (aromatization). **D**: Addition the enolate to an aldehyde followed by acetylation. **E**: Deprotonation followed by elimination of an enolate anion. **F**: Hydrolysis of the azlactone

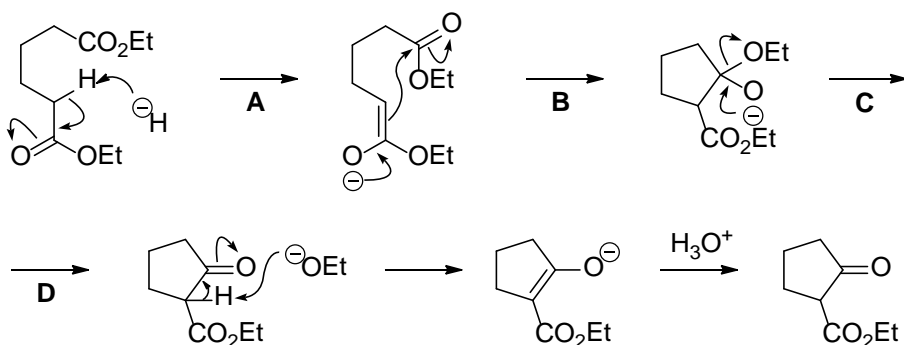
A020



Kohler, E. P.; Chadwell, H. M. *Org. Synth., Coll. Vol. I* **1941**, 78

Aldol reaction. **A**: Deprotonation of the ketone to form an enolate. **B**: Attack of the enolate to an aldehyde **C**: Protonation and deprotonation followed by elimination of a hydroxy ion. **D**: Newman projection.

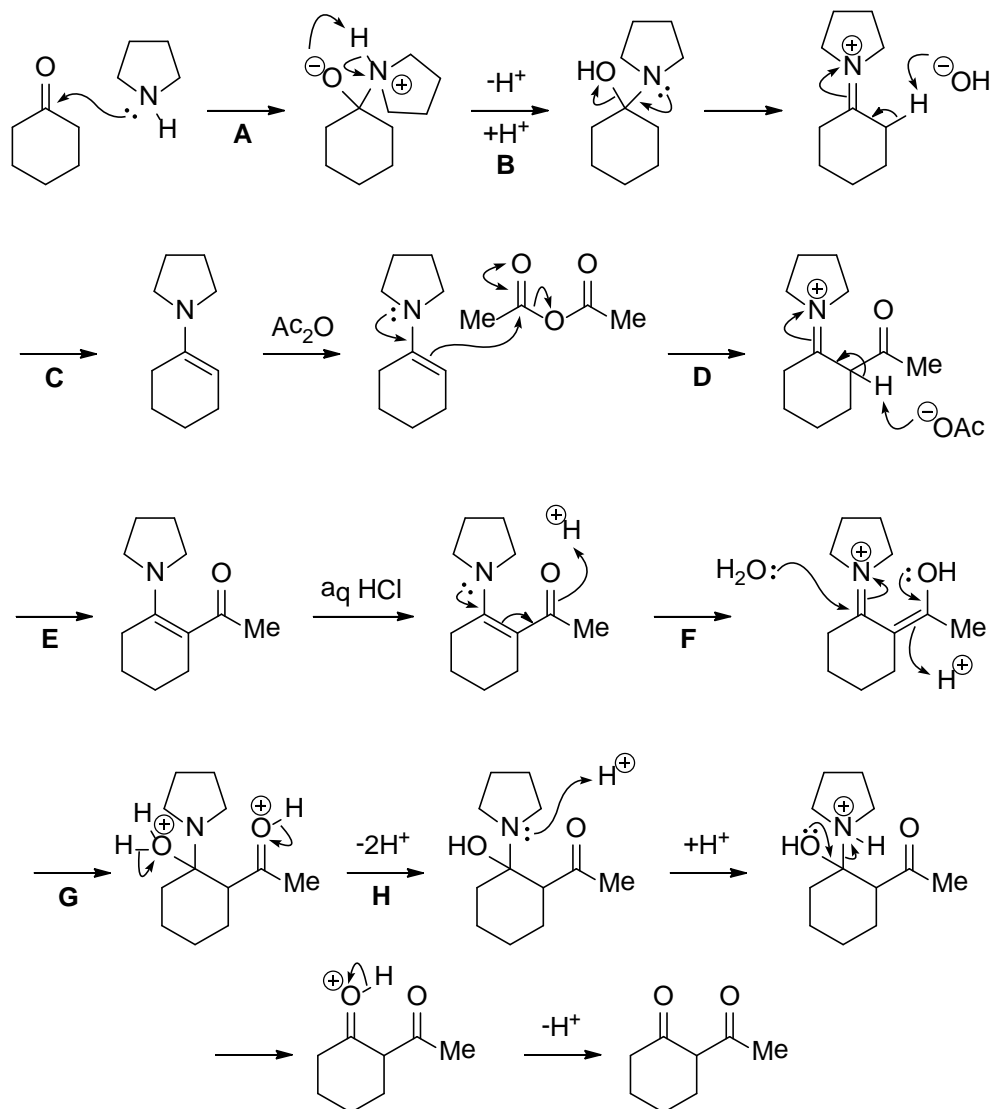
A021



Schaefer, J. P.; Bloomfield, J. J. *Org. React.* **1967**, 15 14

Dieckmann condensation. **A**: Deprotonation of the ester to form an enolate. **B**: Intramolecular addition of the enolate to the other ester, **C**: Elimination of ethoxide ion. **D**: pK_a $\text{RCOCH}_2\text{CO}_2\text{R} = 18$. $\text{EtOH} = 16$.

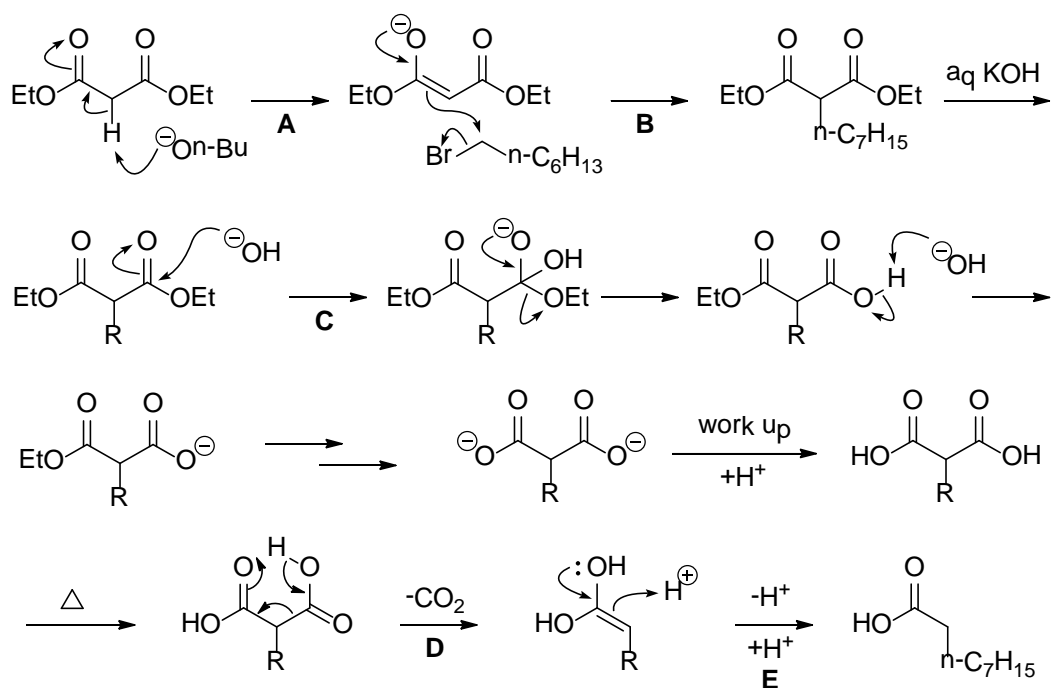
A022



Stork, G.; Brizzolara, A.; Landesman, H.; Szmuszkovicz, J.; Terrell, R.
J. Am. Chem. Soc. **1963**, 85, 207.

Stork enamine reaction. **A:** Addition of pyrrolidine to the ketone. **B:** Proton transfer followed by elimination of hydroxide ion. **C:** Deprotonation to form an enamine. **D:** Attack of the enamine to acetic anhydride. **E:** Deprotonation to form a vinylogous amide. **F:** Protonation of the vinylogous amide. **G:** Addition of water to the resulting iminium ion. **H:** Proton transfer followed by elimination of pyrrolidine.

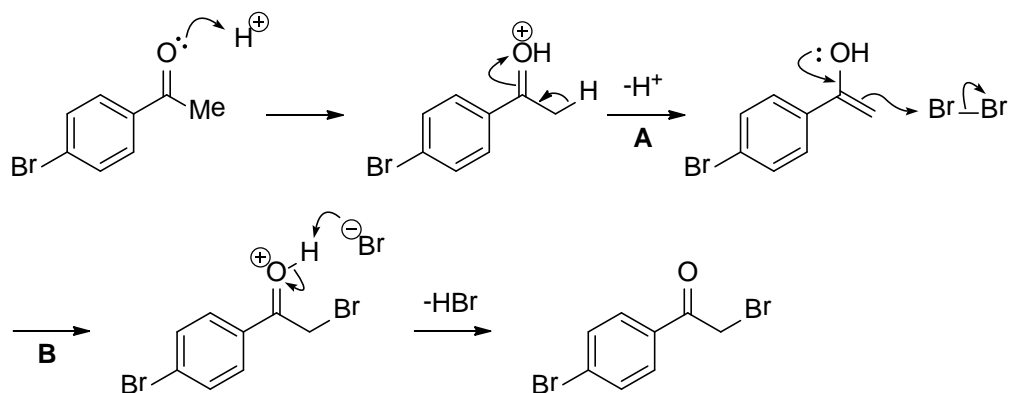
A023



Reid, E. E.; Ruhoff, J. R. *Org. Synth., Coll. Vol. II* **1943**, 474.

A: Deprotonation of the malonate to form an enolate ($\text{pK}_a \text{ ROH} = 16$, $\text{RO}_2\text{CCH}_2\text{CO}_2\text{R} = 13$). **B:** Attack of the enolate to an alkyl bromide. **C:** Hydrolysis of the esters. **D:** Decarboxylation through a six-membered transition state. **E:** Tautomerization.

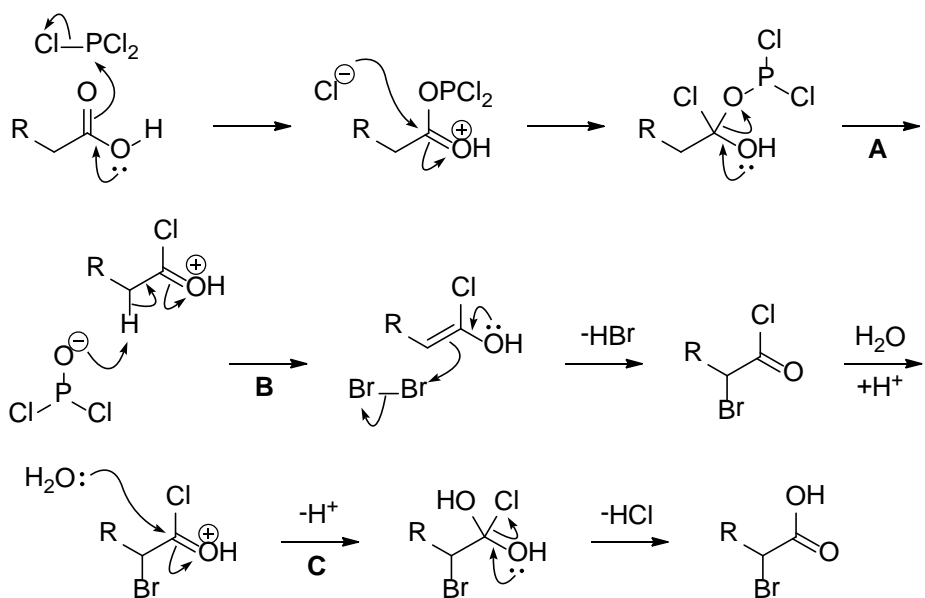
A024



Langley, W. D. *Org. Synth., Coll. Vol. I* **1941**, 127

A: Acid-catalyzed formation of an enol. **B:** Bromination of the electron-rich enol.

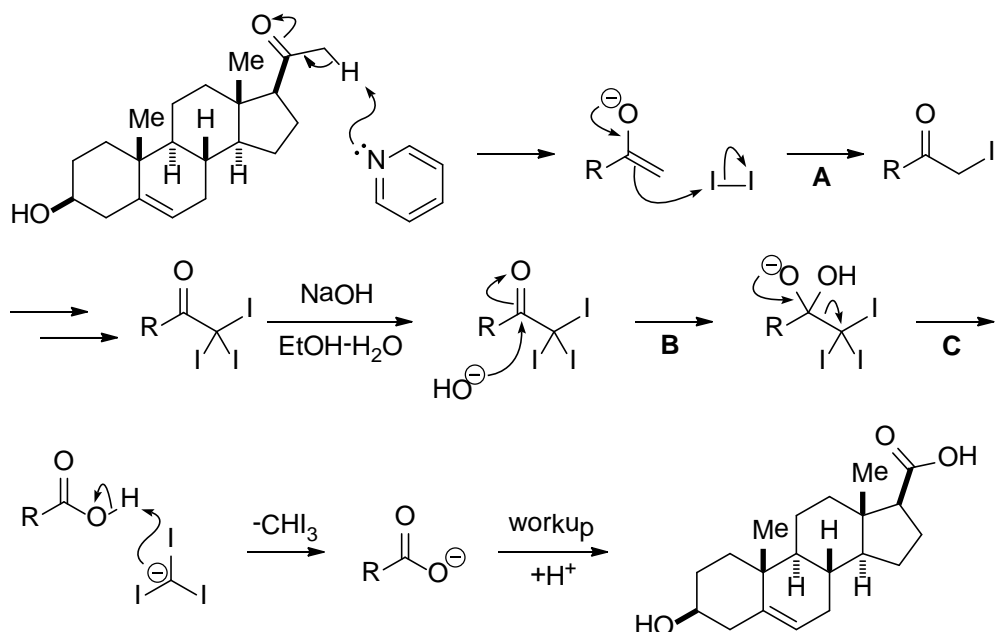
A025



Clarke, H. T.; Taylor, E. R. *Org. Synth., Coll. Vol. I* **1941**, 115

Hell-Volhard-Zelinsky reaction **A:** Formation of an acid chloride. **B:** $\text{pKa} \text{CH}_3\text{COCl} = 16$, $\text{CH}_3\text{CO}_2\text{R} = 24$. **C:** Formation of an electron-rich enol followed by bromination. **C:** Hydrolysis of the acid chloride.

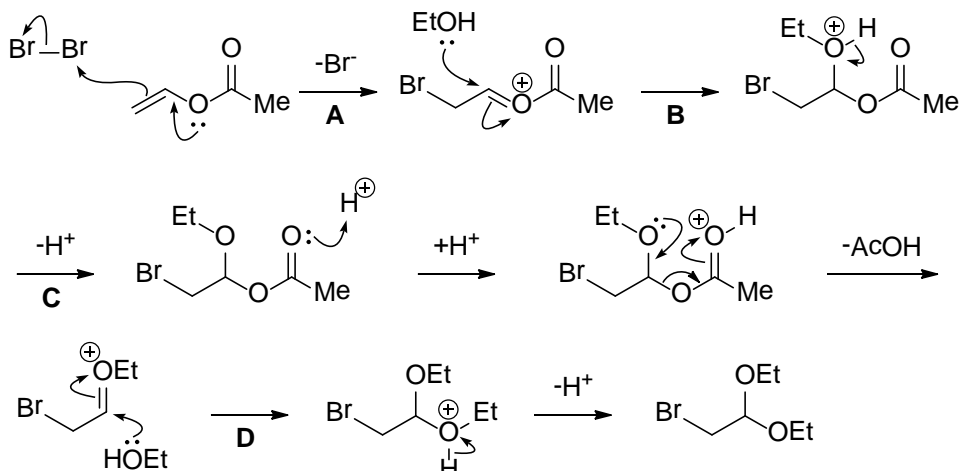
A026



Bergmann, E. D.; Rabinovitz, M.; Levinson, Z. H. *J. Am. Chem. Soc.* **1959**, 81, 1239.

Iodoform reaction. **A:** Iodination of the α -position of the ketone. **B:** Addition of hydroxide ion. **C:** Elimination of an iodoform anion.

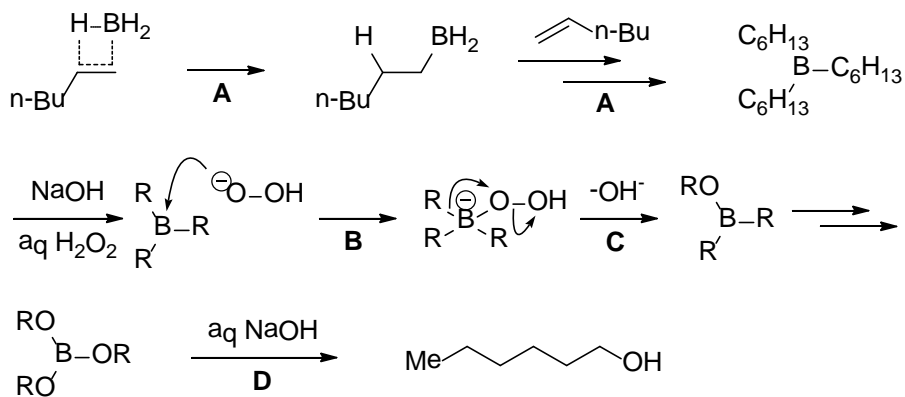
A027



McElvain, S. M.; Kundiger, D, *Org. Synth., Coll. Vol.* III **1955**, 123

A: Bromination of the electron-rich enol ester. **B**: Addition of EtOH. **C**: Proton transfer followed by elimination of AcOH. **D**: Addition of EtOH.

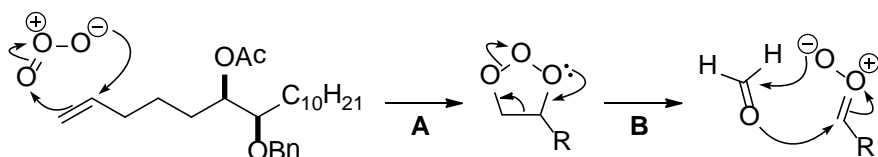
A028

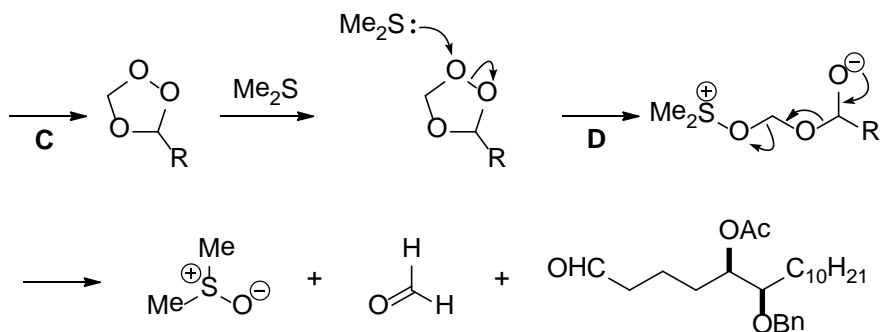


Kono, H.; Hooz, J *Org. Synth., Coll, Vol*, VI **1988**, 919

A: Hydroboration through a four-membered transition state. **B**: Attack of a hydroperoxide anion to the borane to form an ate complex, **C**: Migration of an alkyl group. **D**: Hydrolysis of the borate.

A029

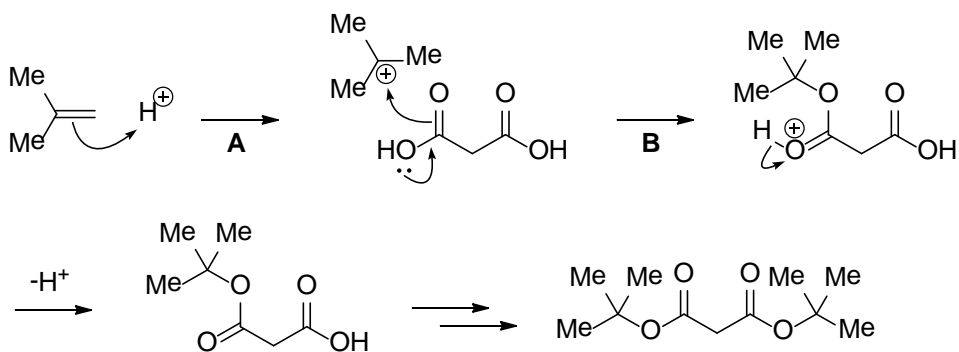




Ko, K.-Y.; Eliel, E. L. *J Org. Chem.* **1986**, 51, 5353

A: 1,3-Dipolar cycloaddition of ozone to the olefin. **B:** Heterolytic cleavage of the initial ozonide. **C:** Recombination of the resulting 1,3-dipole and the aldehyde to form an ozonide. **D:** Reductive cleavage of the O-O bond of the ozonide with Me_2S .

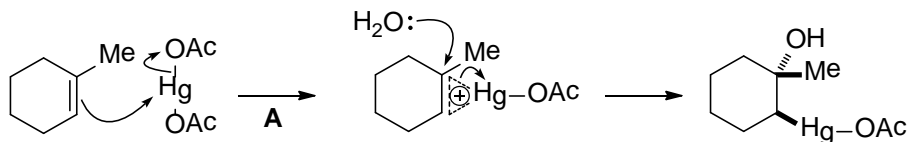
A030

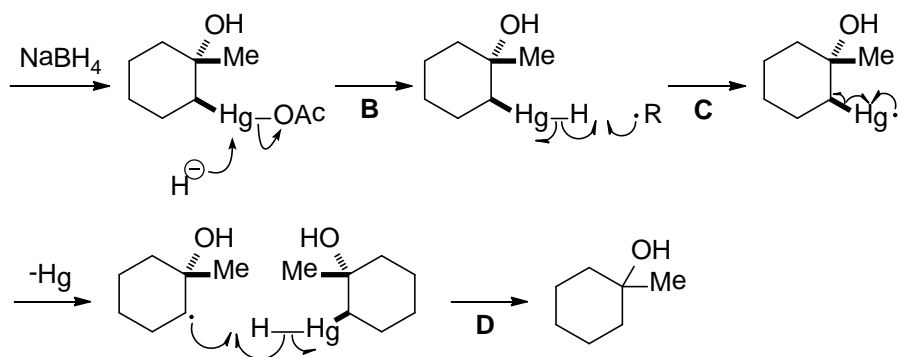


McCloskey, A. L.; Fonken, G. S.; Kluber, R. W.; Johnson, W. S. *Org. Synth., Coll. Vol. IV* **1963**, 261.

A: Protonation of isobutylene to form a stable tertiary carbocation. **B:** Attack of a carboxylic acid to the esterification.

A031

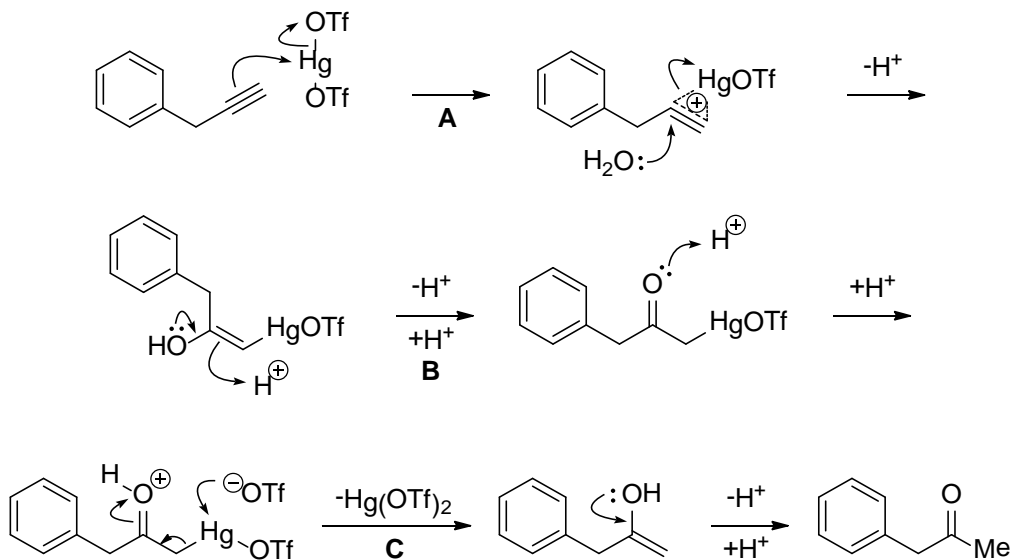




Jerkunica, J. M.; Traylor, T. G. *Org. Synth., Coll. Vol.* VI1988, 766.

A: Oxymercuration of the olefin. **B:** Reduction with NaBH_4 to form a Hg-H bond. **C:** Cleavage of the Hg-H bond followed by extrusion of Hg to form a secondary carbon radical. **D:** Abstraction of a Hydrogen atom.

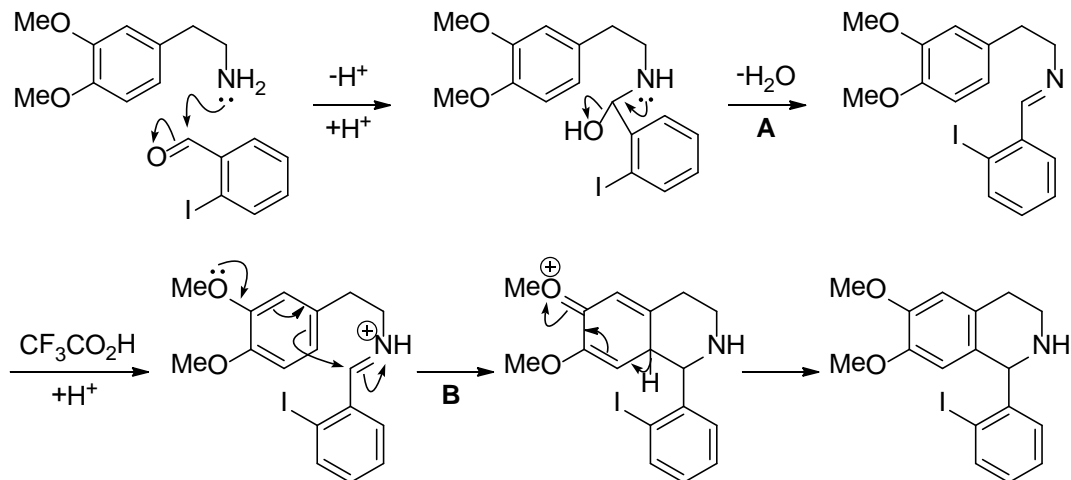
A032



Nishizawa, M.; Skwarczynski, M.; Imagawa, H.; Sugihara, T. *Chem. Lett.* 2002, 12.

A: Oxymercuration of the alkyne. **B:** Tautomerization of the enol. **C:** Demercuration to regenerate $\text{Hg}(\text{OTf})_2$.

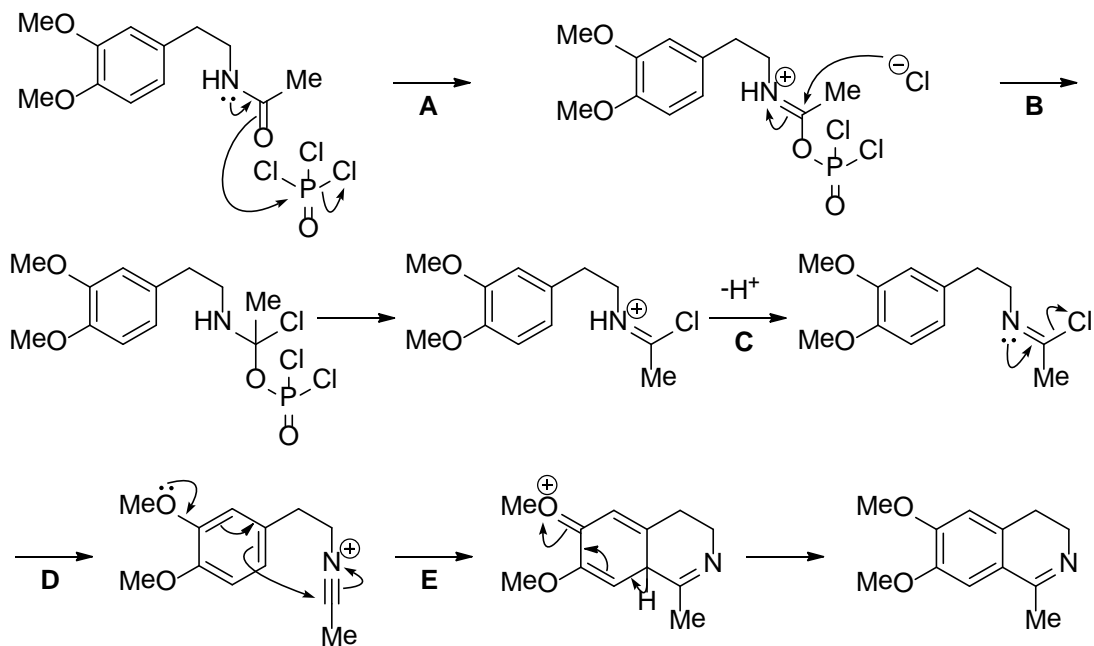
A033



Whaley, W. M.; Govindachari, T. R. *Org. React.* **1951**, 6, 151.

Pictet-Spengler reaction. **A**: Formation of an imine. **B**: Addition of an electron-rich aromatic ring to the iminium ion followed by aromatization.

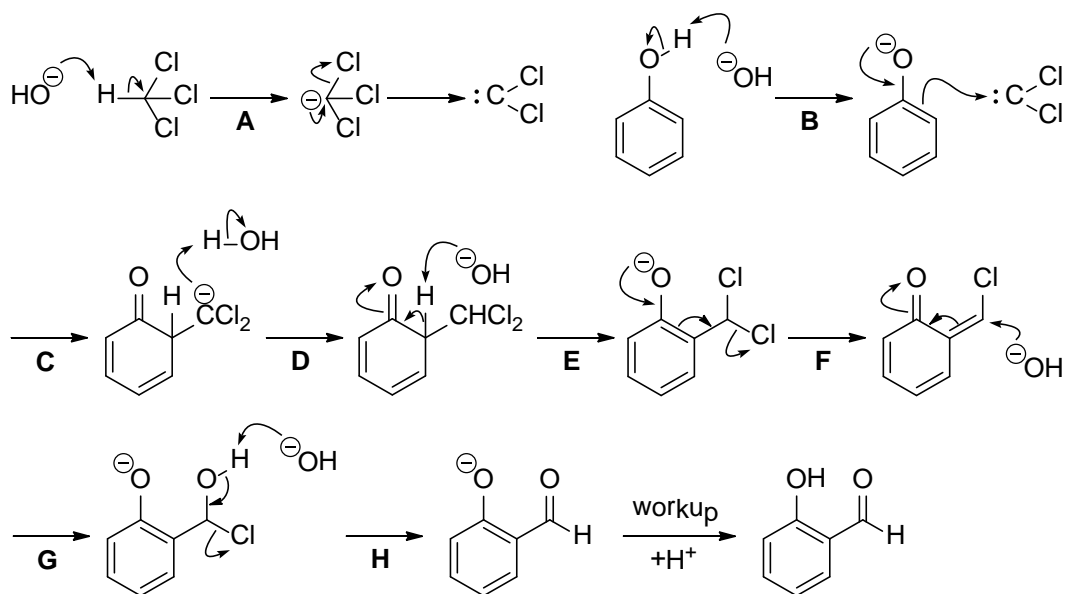
A034



Brossi, A; Dolan, L. A.; Teitel, S. *Org. Synth., Coll. Vol. VI* **1988** 1

Bischler-Napieralski reaction. **A**: Attack of the oxygen atom of the amide to POCl₃. **B**: Addition of chloride ion followed by elimination of dichlorophosphate ion. **C**: Deprotonation. **D**: Elimination of chloride ion to form a nitrilium ion. **E**: Attack of an electron-rich aromatic ring to the nitrilium ion.

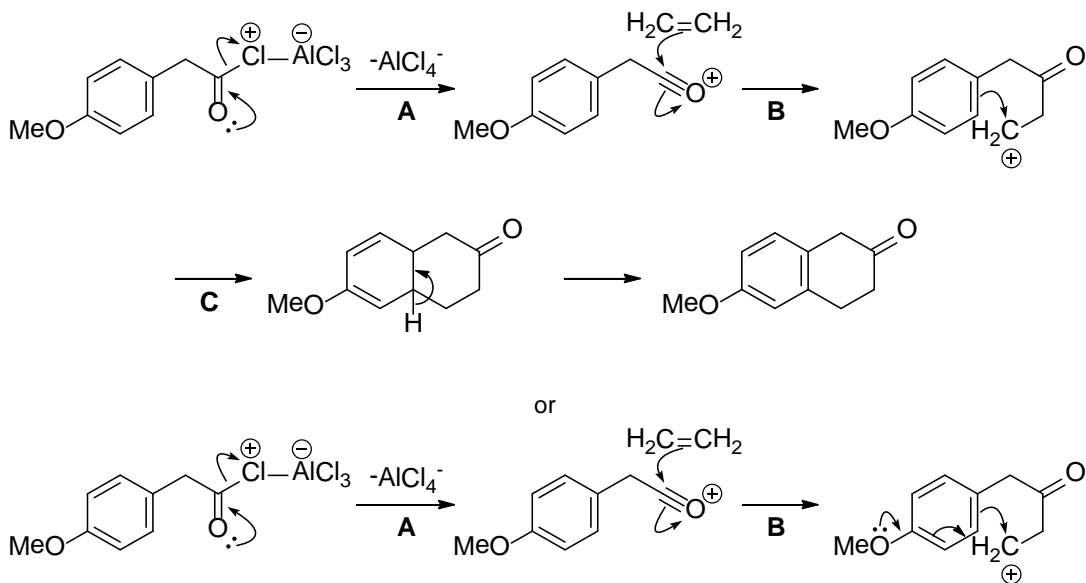
A035

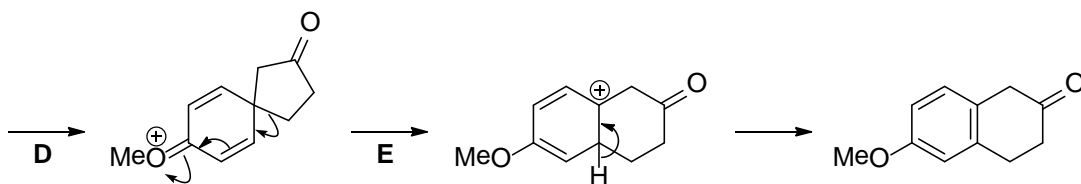


Wynberg, H.; Meijer, E. W. *Org. React.* **1982**, 28, 1.

Reimer-Tiemann reaction. **A**: Deprotonation of CHCl_3 followed by α -elimination to form dichlorocarbene ($\text{pK}_a \text{CHCl}_3 = 13.6, \text{H}_2\text{O} = 15.7$). **B**: Formation of phenoxide ion ($\text{pK}_a \text{PhOH} = 10$). **C**: Attack of the phenoxide ion to dichlorocarbene. **D**: Protonation. **E**: Aromatization. **F**: Elimination of chloride ion helped by the oxygen lone pair of the phenoxide ion. **G**: Conjugate addition of hydroxide ion. **H**: Elimination of chloride ion.

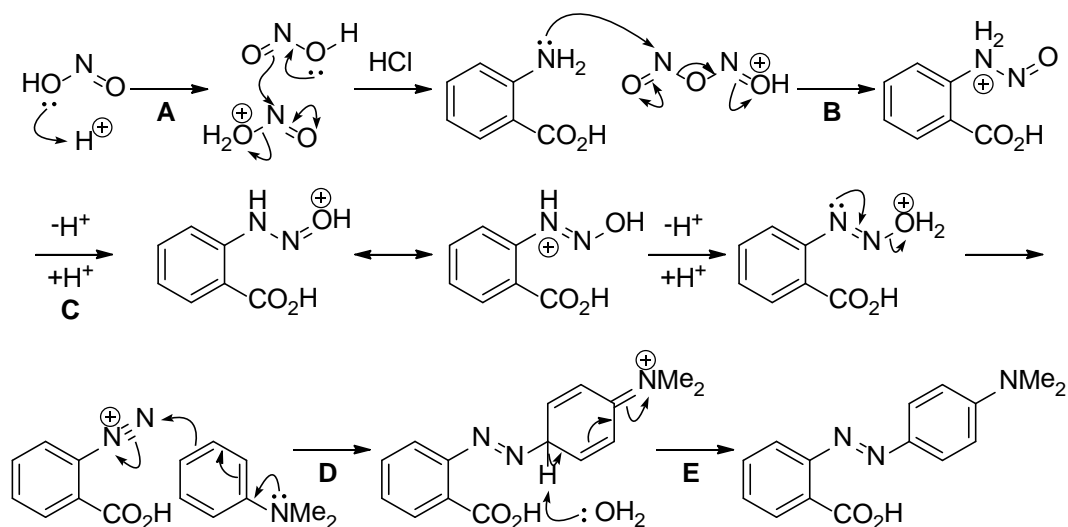
A036





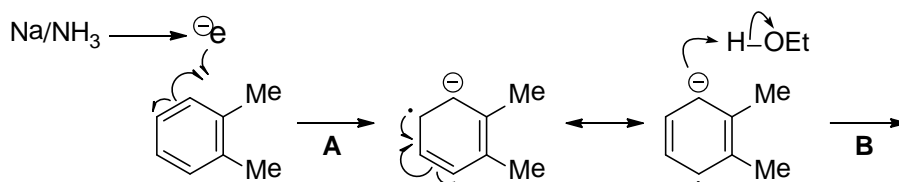
Sims, J. J.; Selman, L. H.; Cadogan, M. *Org. Synth., Coll. Vol. VI* **1988**, 744
 Intramolecular Friedel-Crafts acylation. **A**: Formation of an acylium ion. **B**: Addition of ethylene to the acylium ion. **C**: Attack of the aromatic ring to the resulting primary carbocation. **D**: Attack of the aromatic ring at the para position of the methoxy group to the primary carbocation. **E**: 1,2-Alkyl shift.

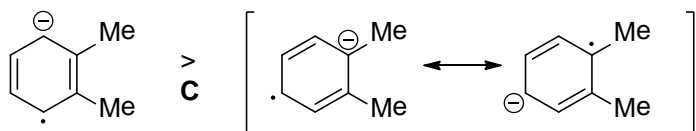
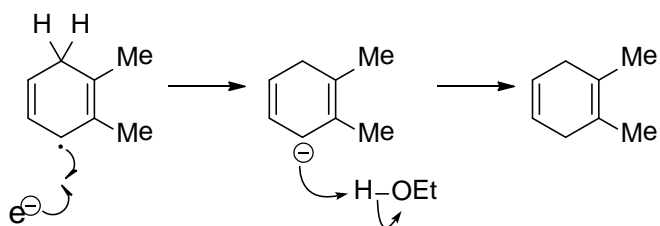
A037



Clarke, H. T.; Kimer, W. R. *Org. Synth., Coll. Vol. I* **1941**, 3, 4,
A: Formation of nitrous anhydride. **B**: Addition of the aniline to nitrous anhydride. **C**: Proton transfers followed by elimination of water to form a diazonium salt. **D**: Addition of electron-rich dimethylaniline to the diazonium salt. **E**: Aromatization.

A038



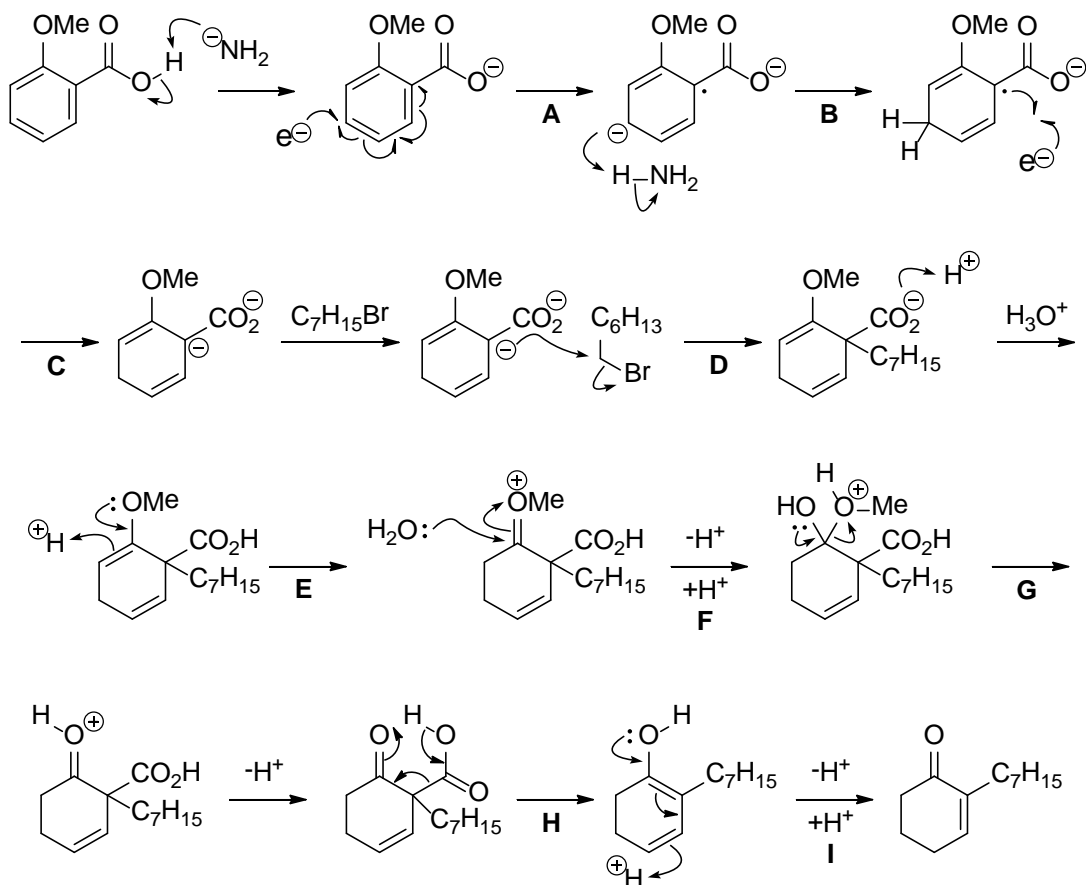


Paquette, L. A.; Barrett, J. H. *Org. Synth.*, Coll. Vol. V **1973**, 467.

Birch reduction. **A**: Single electron transfer (SET) from Na to the aromatic ring to form a radical anion.

B: Protonation. **C**: More substituted olefins are formed because alkyl groups destabilize a carbanion.

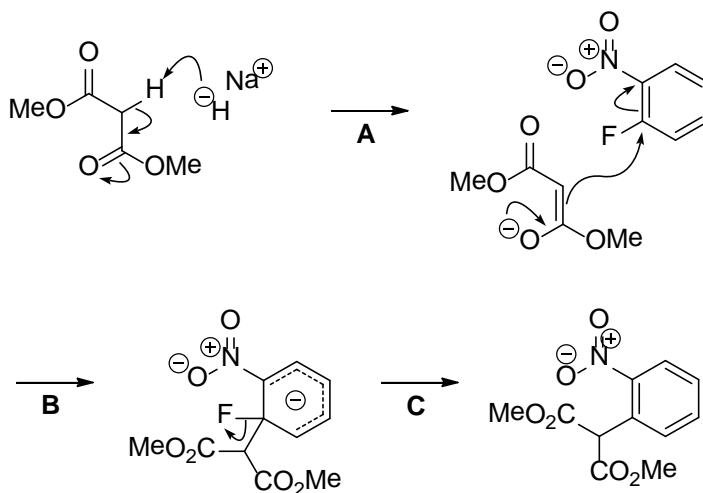
A039



Taber, D. F.; Gunn, B. P.; Chiu, I.-C. *Org. Synth., Coll. Vol. VI* **1983**, 249.

Birch reduction **A**: Single electron transfer (SET) to form a radical stabilized by the carboxylate. **B**: Protonation of the radical anion, **C**: SET to form a dianion species. **D**: Alkylation of the dianionic species. **E**: Protonation of the electron-rich enol ether. **F**: Addition of water followed by proton transfer. **G**: Elimination of MeOH. **H**: Decarboxylation through a six-membered transition state. **I**: Tautomerization.

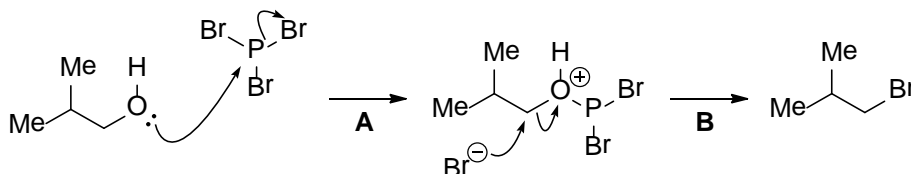
A040



Selvakumar, N.; Reddy, B. Y.; Azhagan, A. M.; Khera, M. K.; Babu, J. M.; Iqbal, J
Tetrahedron Lett. **2003**, 44, 7065

A: Deprotonation of the malonate to form an enolate ($\text{pK}_a \text{ RO}_2\text{CCH}_2\text{CO}_2\text{R} = 13, \text{H}_2 = 35$), **B**: Nucleophilic addition of the enolate to the electron-deficient aromatic ring. **C**: Elimination of fluoride ion.

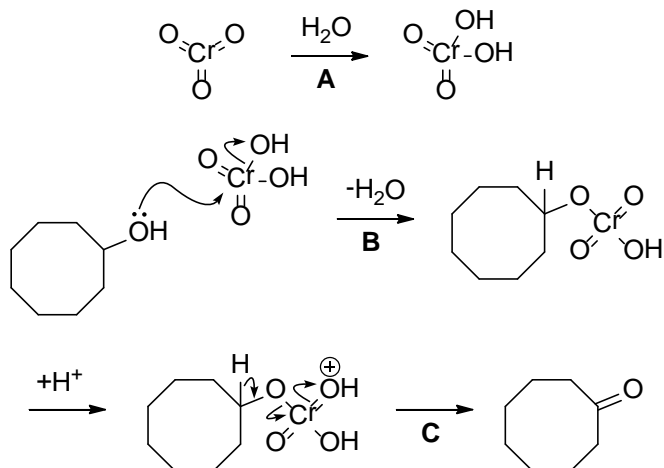
A041



Noller, C. R.; Dinsmore, R. *Org. Synth., Coll. Vol. II* **1943**, 358

A: Attack of the alcohol to PBr₃. **B**: S_N2 reaction.

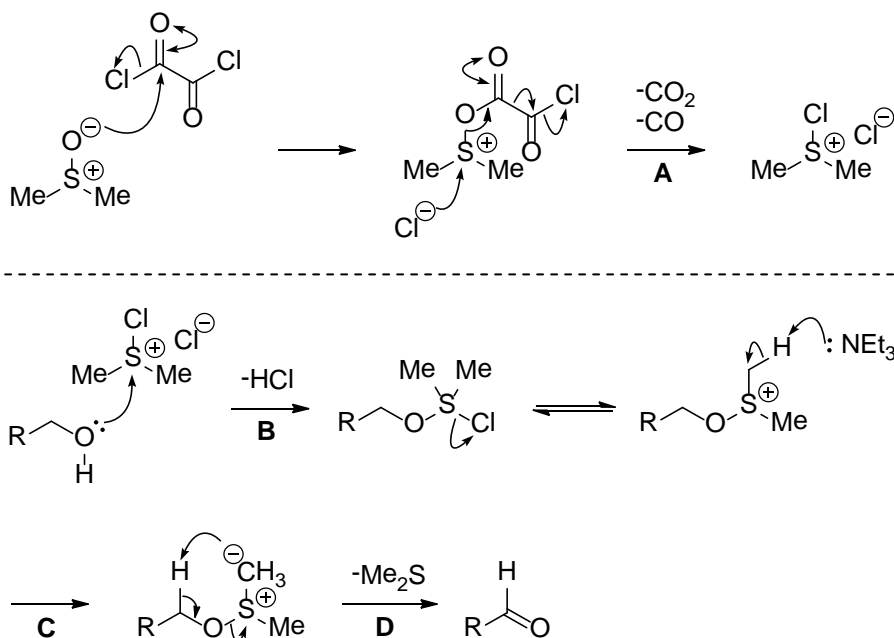
A042



Eisenbraun, E. J. *Org. Synth., Coll. Vol. V* **1973**, 310.

Jones oxidation. **A:** Hydration of CrO_3 . **B:** Attack of the alcohol to H_2CrO_4 . **C:** Elimination of H_2CrO_3 .

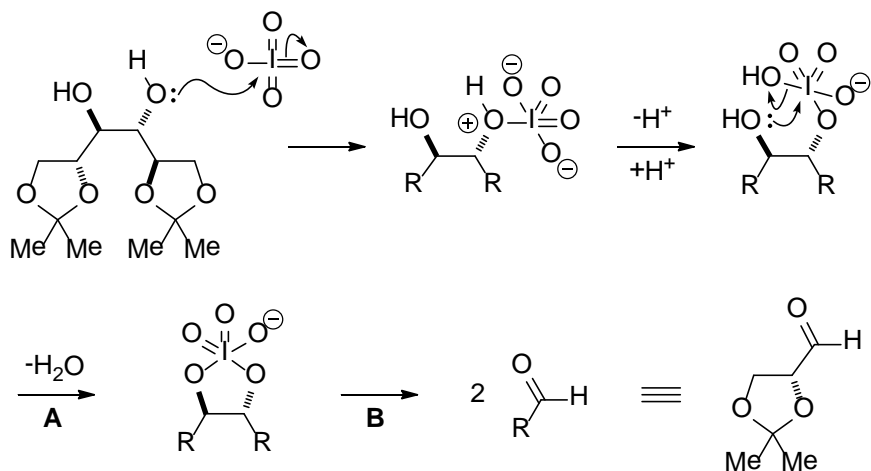
A043



Leopold, E. J. *Org. Synth., Coll. Vol. VII* **1990**, 258.

Swern Oxidation. **A:** Attack of DMSO to $(\text{COCl})_2$ to form a chlorosulfonium ion with generation of CO and CO_2 . **B:** Attack of an alcohol to the chlorosulfonium ion. **C:** Formation of a sulfur ylide. **D:** β -Elimination of Me_2S .

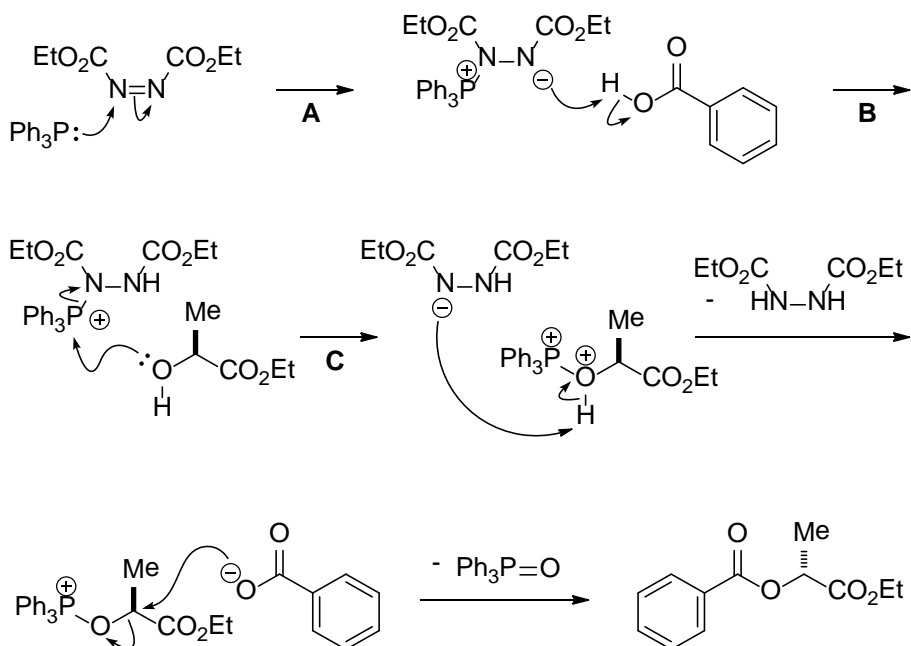
A044



Schmid, C. R.; Bryant, J. D. *Org. Synth., Coll. Vol VIII* **1995**, 450

A: Formation of a cyclic intermediate. **B:** Cleavage of the C-C bond to form two molecules of the aldehyde,

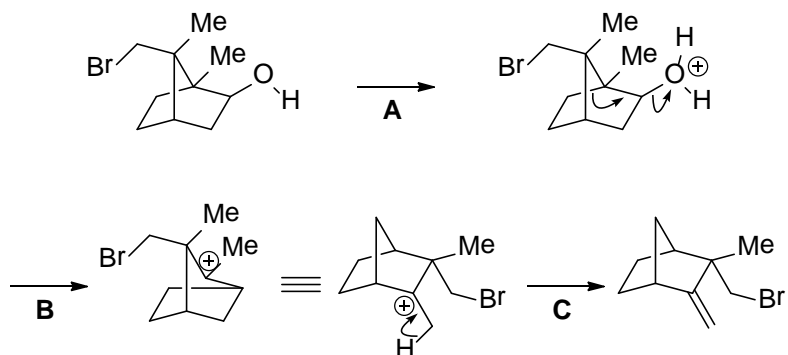
A045



Mitsunobu, O. *Synthesis* **1981** 1

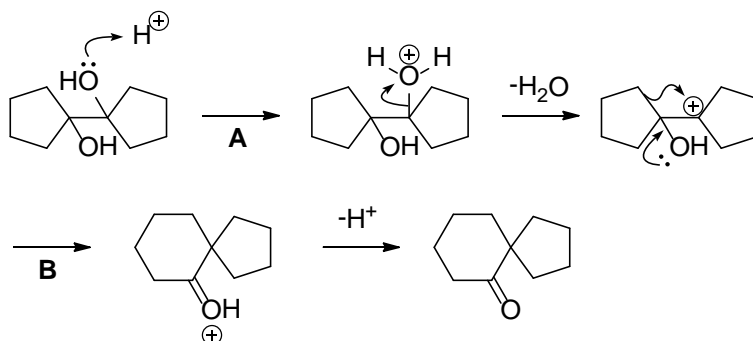
Mitsunobu reaction. **A:** Conjugate addition of Ph_3P to DEAD to form a zwitter ion. **B:** Deprotonation to the most acidic proton in the reaction system. **C:** Attack of the alcohol to the activated reagent followed by deprotonation. **D:** Attack of the carboxylate with inversion of configuration.

A046



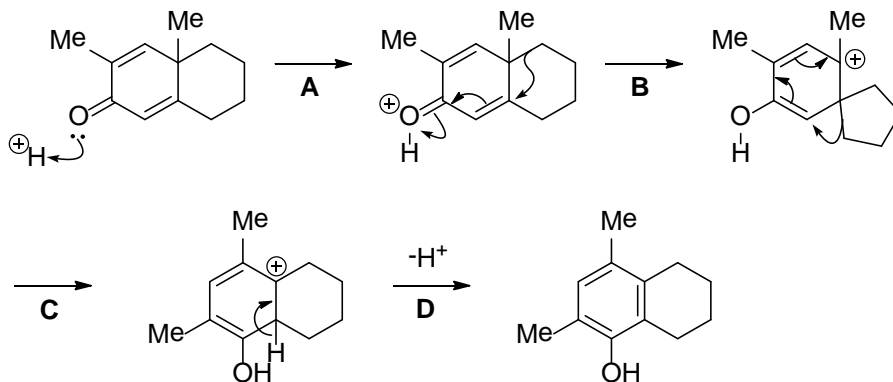
Zhong, G.-F.; Schlosser, M. *Synlett* **1994**, 173
 Wanger-Meerwein rearrangement. **A**: Protonation of the alcohol. **B**: Elimination of water assisted by cleavage of the C-C bond to form a stable tertiary carbocation **C**: Deprotonation to form an olefin.

A047



Walter, C. R., Jr. *J. Am. Chem. Soc.* **1952**, 74, 5185.
 pinacol rearrangement. **A**: Protonation of the alcohol followed by elimination of water to form a tertiary center. **B**: 1,2-Alkyl shift helped by the oxygen lone pair of the hydroxy group.

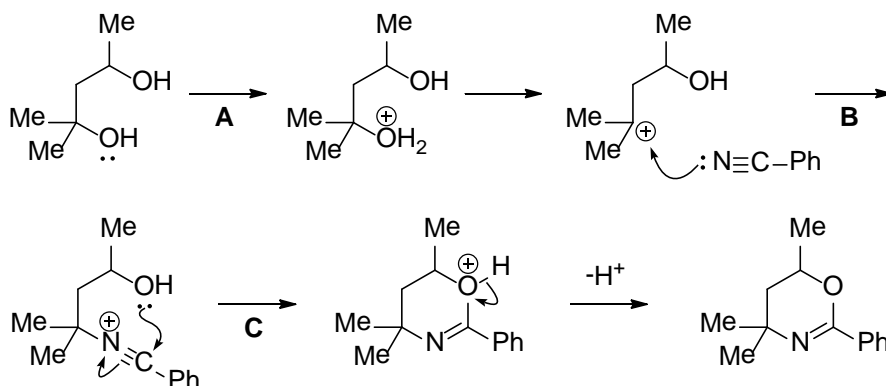
A048



Waring, A.J.; Zaidi, J. H.; Pilkington, J. W. *J. Chem. Soc., Perkin Trans. I* **1981**, 1454.

Dienone-phenol rearrangement. **A**: Protonation of the ketone. **B**: 1,2-Alkyl shift to form a stable tertiary carbocation. **C**: 1,2-Alkyl shift to form a stable tertiary carbocation. **D**: Aromatization by deprotonation.

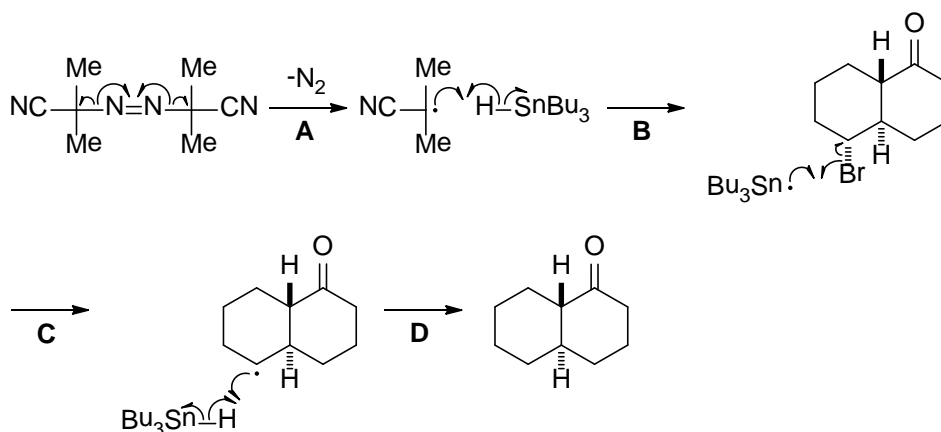
A049



Tillmanns, E.-J.; Ritter, J. J. *J. Org. Chem.* **1957**, 22, 839

Ritter reaction. **A**: Protonation of the tertiary alcohol followed by elimination of water to form a more stable tertiary carbocation. **B**: Attack of PhCN to the carbocation to form a nitrilium ion. **C**: Intramolecular addition of the hydroxy group to the nitrilium ion.

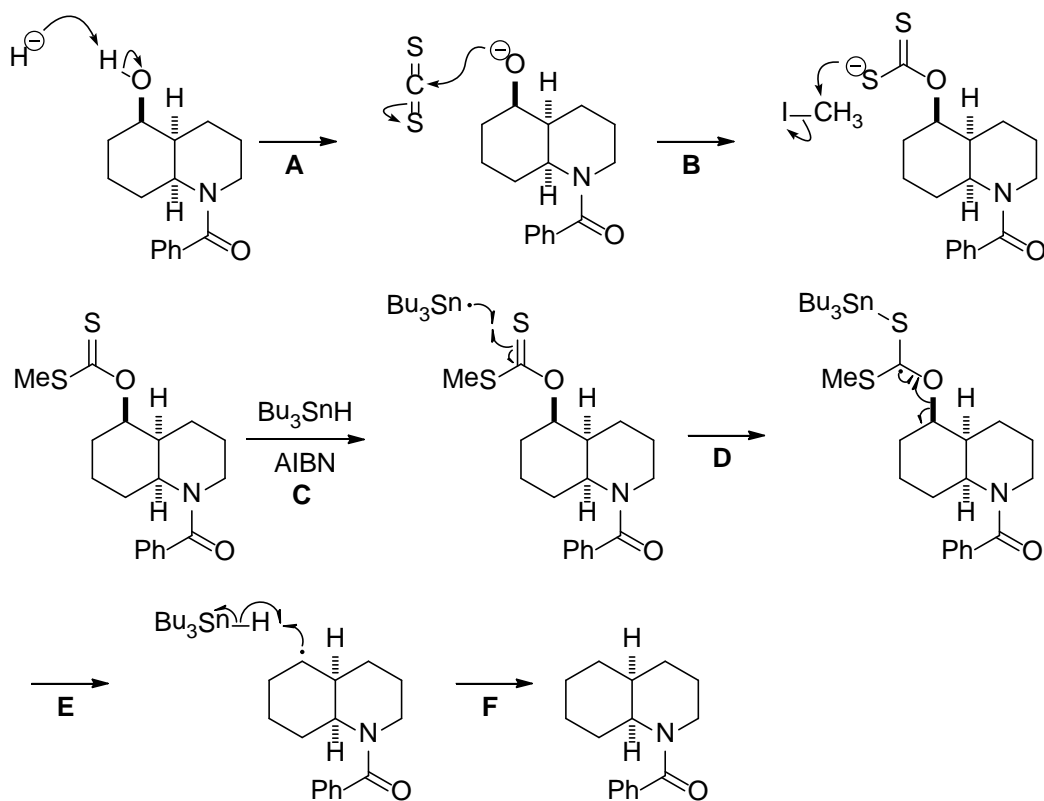
A050



Hamon, D. P. G.; Richards, K. R. *Aust. J. Chem.* **1953**, 36, 2243

A: Thermal decomposition of AIBN to give the stable tertiary radicals. **B**: Abstraction of a hydrogen atom from Bu_3SnH . **C**: The resulting tin radical reacts with a halide to form a carbon radical. **D**: Abstraction of a hydrogen atom from Bu_3SnH to continue the radical chain reaction.

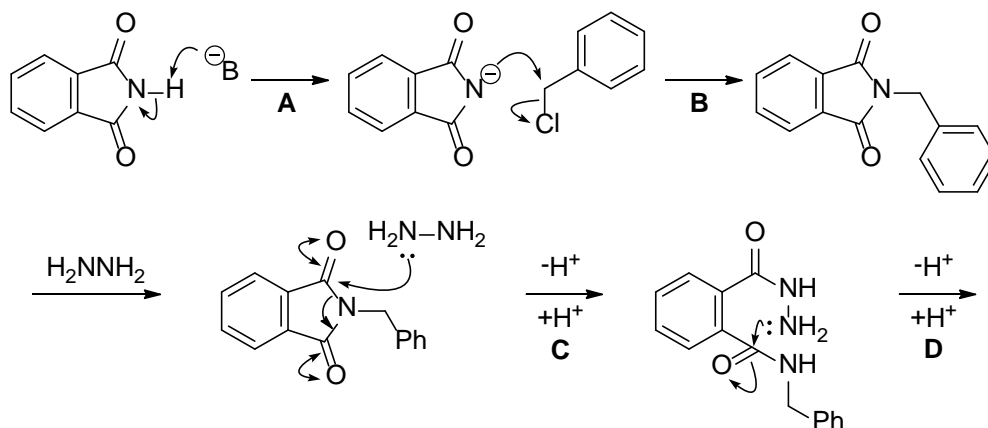
A051

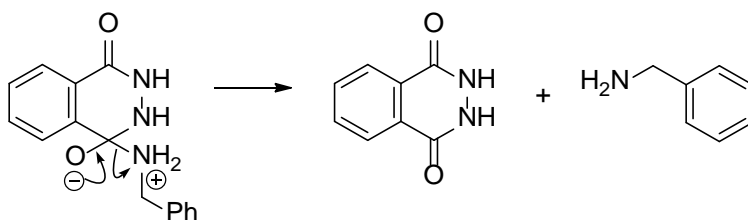


Comins, D. L.; Abdullah, A. H. *Tetrahedron Lett.* **1985**, 26, 43.

Barton-McCombie deoxygenation. **A**: Deprotonation of an alcohol. **B**: Addition of the alkoxide ion to CS_2 followed by methylation to form a xanthate. **C**: Generation of a tin radical. **D**: Attack of the radical to the sulfur atom of the xanthate to form a stable carbon radical. **E**: Cleavage of the C-O bond to form a secondary carbon radical. **F**: Abstraction of a hydrogen from Bu_3SnH .

A052

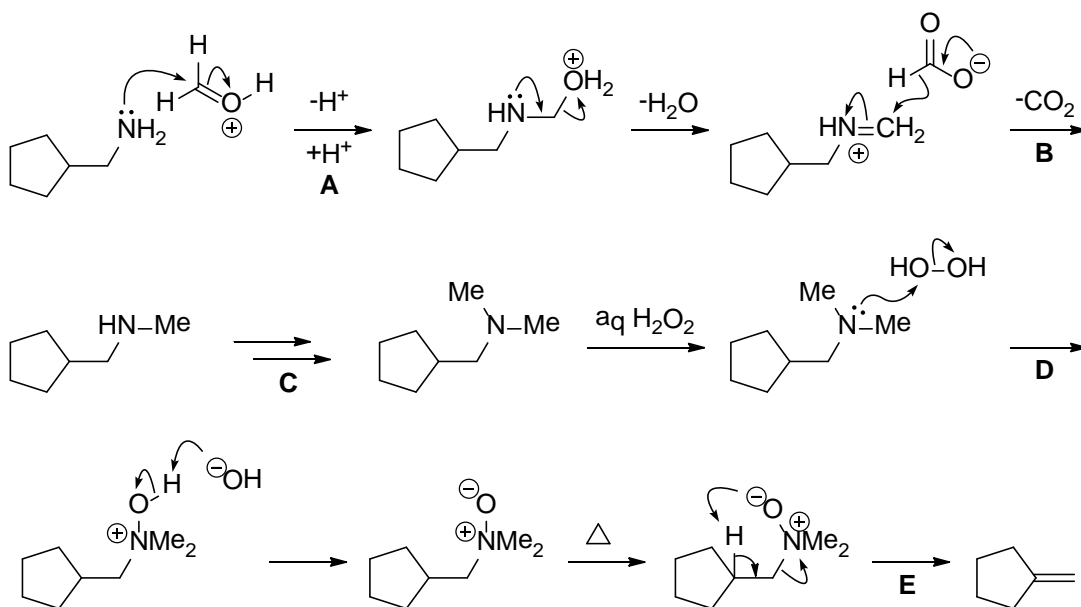




Manske, R. H. F. *Org. Synth., Coll. Vol. II* **1943**, 83.

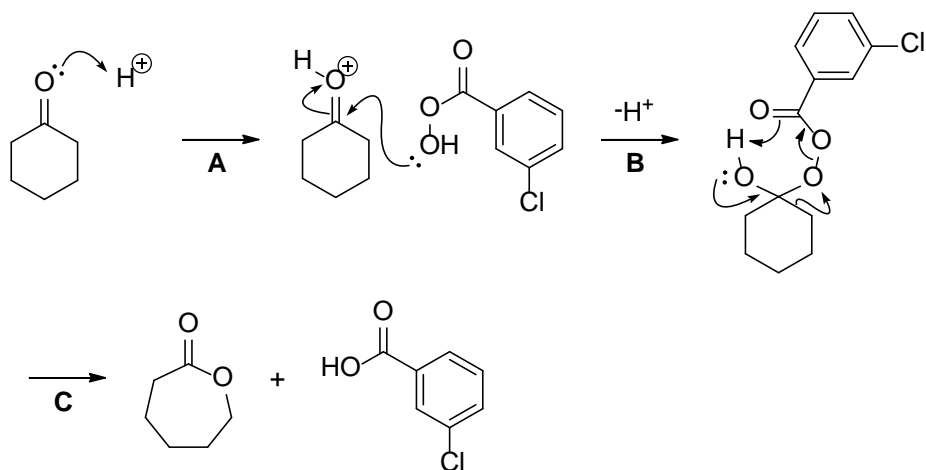
Gabriel synthesis. **A:** pK_a $RCONHCOR = 9.6$, $HCO_3^- = 10.3$. **B:** Alkylation, **C:** Addition of H_2NNH_2 to the imide to form a hydrazide. **D:** Intramolecular addition of the amino group of the hydrazide to the amide carbonyl to release benzylamine.

A053



Cope, A. C.; Bumgardner, C. L.; Schweizer, E. E. *J. Am. Chem. Soc.* **1957**, 79, 4729
 Eschweiler-Clarke methylation (A-C) and Cope elimination (E). **A:** Addition of the amine to formaldehyde followed by dehydration to form an iminium ion. **B:** Hydride transfer from a formate and to the iminium ion with generation of CO_2 . **C:** Iteration of the same steps. **D:** Oxidation of the tertiary amine to form an N-oxide. **E:** syn-Elimination.

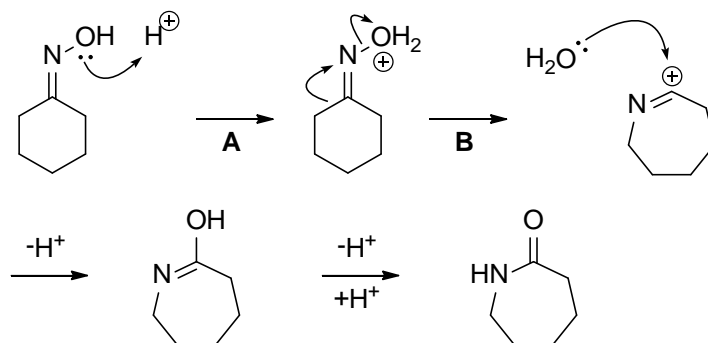
A054



Krow, G. R. *Org. React.* **1993**, 43, 251.

Baeyer-Villiger oxidation. **A:** Activation of the carbonyl group by protonation. **B:** Addition of mCPBA to the carbonyl group. **C:** 1,2-Alkyl shift helped by the oxygen lone-pair with cleavage of the peroxide to form a lactone.

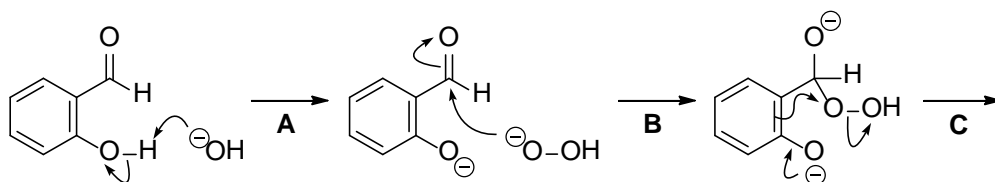
A055

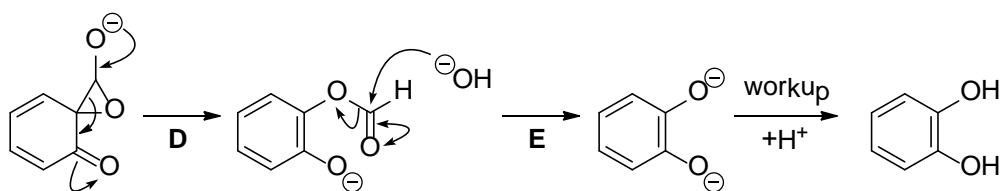


Eck, J. C.; Marvel, C. S. *Org. Synth., Coll. Vol. II* **1943**, 76.

Beckmann rearrangement. **A:** Protonation of the oxime. **B:** Migration of the alkyl substituent with simultaneous cleavage of the N-O bond.

A056

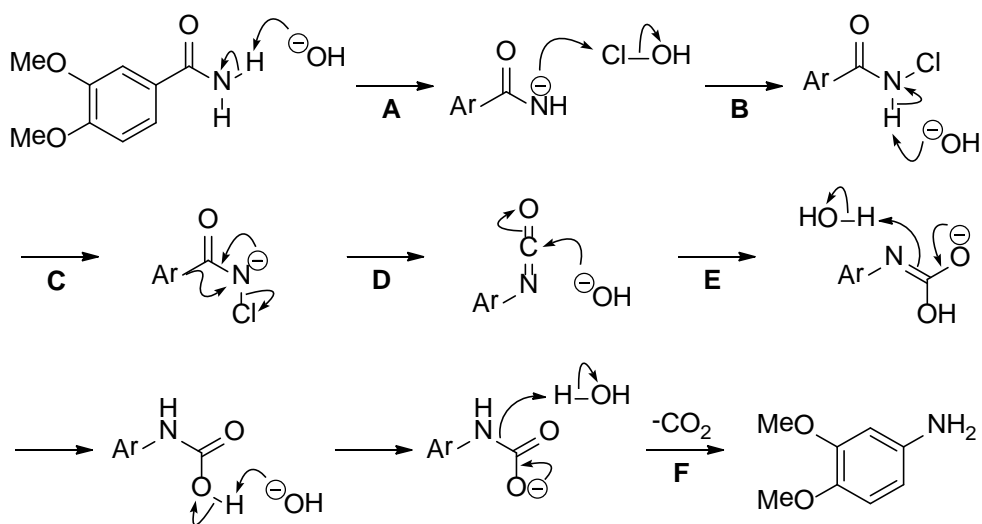




Dakin. H. D. *Org. Synth., Coll. Vol. I* **1941**, 149.

Dakin reaction. **A**: Deprotonation of the phenol (pK_a PhOH = 10, H_2O = 15.7). **B**: Addition of hydroperoxide ion to the carbonyl group. **C**: Attack of the electron-rich aromatic ring to the peroxide oxygen with cleavage of the O-O bond to form an epoxide. **D**: Cleavage of the epoxide to restore the aromaticity. **E**: Hydrolysis of the resulting formate.

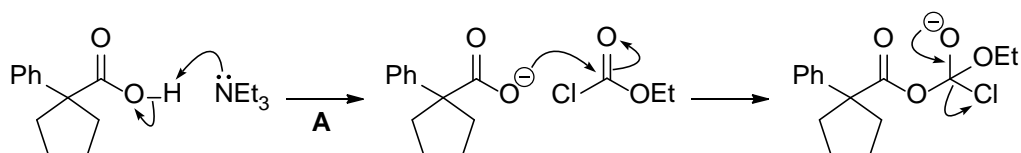
A057

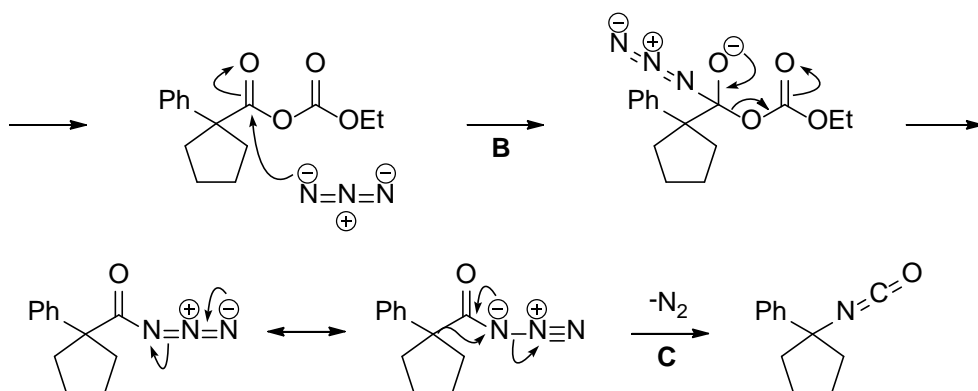


Buck. J. S.; Ide, W. S. *Org. Synth., Coll. Vol. II* **1943**, 44

Hofmann rearrangement. **A**: pK_a RCONH₂ = 17, H_2O = 15.7. **B**: Chlorination of the amide anion. **C**: Deprotonation. **D**: The anion on the nitrogen atom induces migration of the aromatic ring with cleavage of the N-Cl bond to form an isocyanate. **E**: Addition of hydroxide ion to the isocyanate. **F**: Decarboxylation.

A058

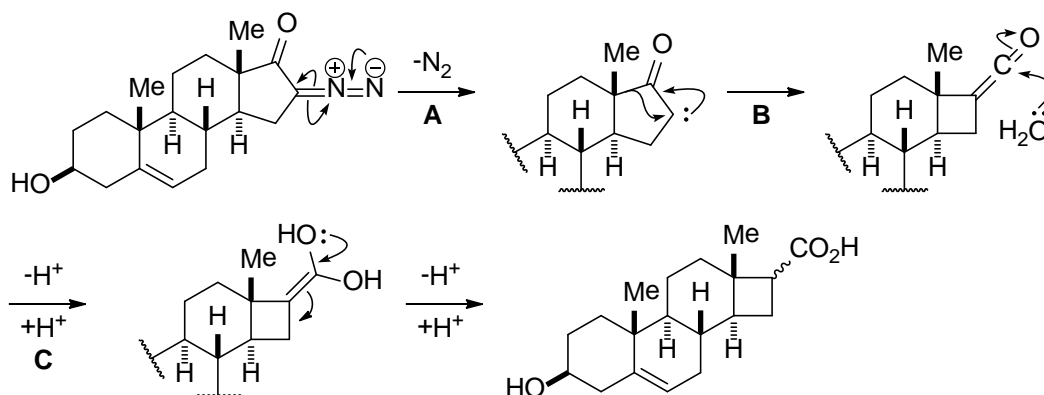




Kaiser, C.; Weinstock, J. *Org. Synth., Coll. Vol VI* **1988**, 910.

Curtius rearrangement. **A**: Formation of a mixed anhydride. **B**: Addition of azide ion to the mixed anhydride occurs at the more electron-deficient carbonyl group to form an acyl azide. **C**: Migration of the carbon atom to the nitrogen proceeds with retention of configuration as N₂, an extremely good leaving group, departs from the molecule.

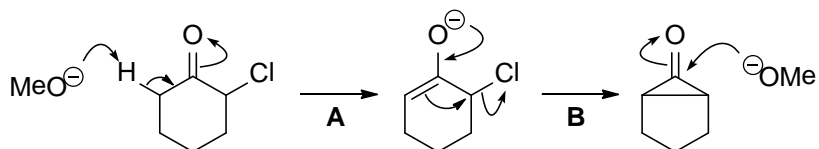
A059

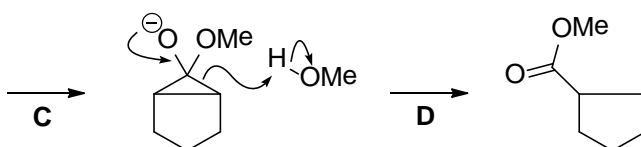


Wheeler, T. N.; Meinwald, J. *Org. Synth., Coll. Vol. VI* **1988**, 840.

Wolff rearrangement. **A**: Photo-induced generation of a carbene. **B**: Insertion of the carbene to the C-C bond results in a ring contraction to form a ketene. **C**: Addition of water to the ketene.

A060

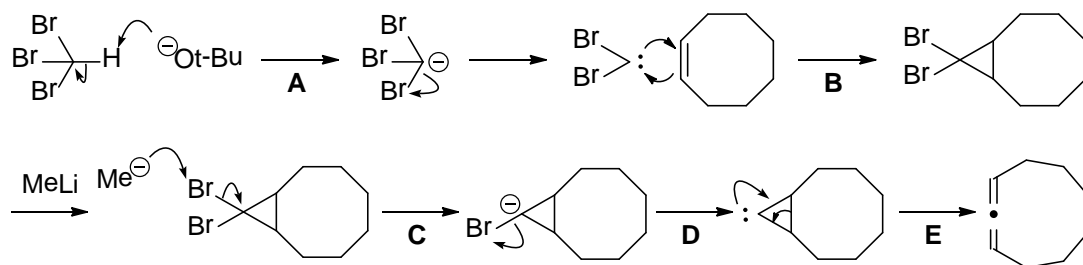




Goheen, D. W.; Vaughan, W. R. *Org. Synth., Coll. Vol. IV* **1963**, 594.

Favorskii rearrangement. **A**: Deprotonation to form an enolate. **B**: Formation of a cyclopropanone. **C**: Addition of methoxide ion to the carbonyl group. **D**: Cleavage of the cyclopropane ring with simultaneous protonation.

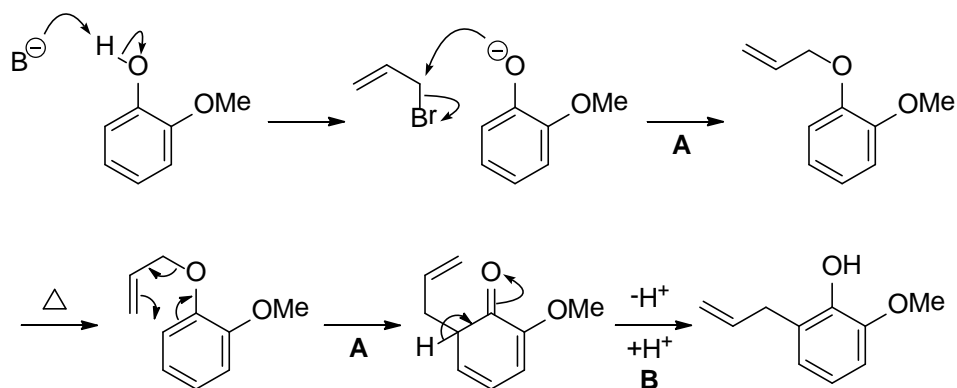
A061



Skattebel, L.; Solomon, S. *Org. Synth., Coll. Vol. V* **1973**, 306,

A: Generation of a dibromocarbene via α -elimination of HBr, **B**: Insertion of the carbene to the olefin to form a cyclopropane. **C**: Halogen-lithium exchange. **D**: Generation of a carbene. **E**: Insertion of the carbene to the C-C bond to form an allene.

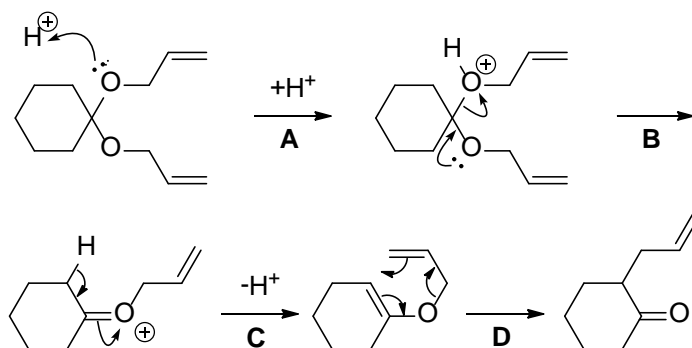
A062



Allen, C. F. H; Gates, J. W., Jr. *Org. Synth., Coll. Vol. III* **1955**, 418

A: Allylation of the phenol. **B**: [3,3] Sigmatropic rearrangement (Claisen rearrangement). **C**: Aromatization.

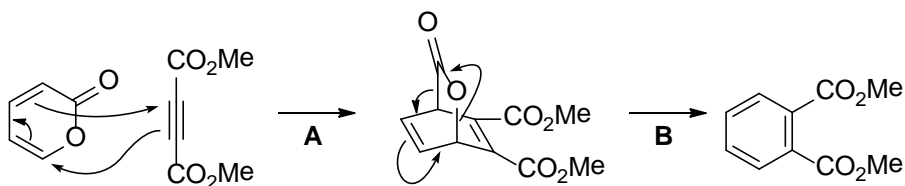
A063



Howard, W. L.; Lorette, N. B. *Org. Synth., Coll. Vol.* V **1973**, 25

A: Protonation of an oxygen atom of the acetal. **B:** Elimination of allyl alcohol helped by the oxygen lone pair of the acetal. **C:** Deprotonation to form an enol ether. **D:** [3,3] Sigmatropic rearrangement (Claisen rearrangement).

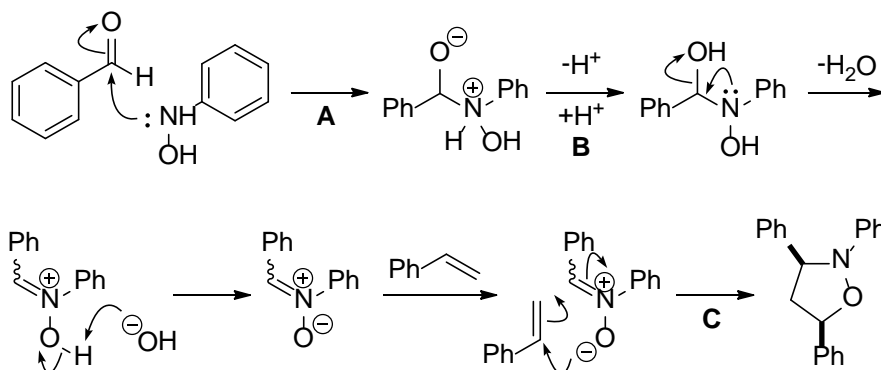
A064



Ziegler, T.; Layh, M.; Effenberger, F. *Chem. Ber.* **1987**, 120, 1347.

A: Diels-Alder reaction. **B:** Retro Diels-Alder reaction.

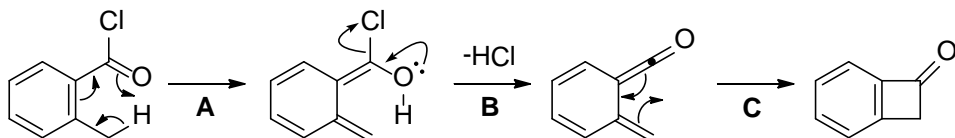
A065



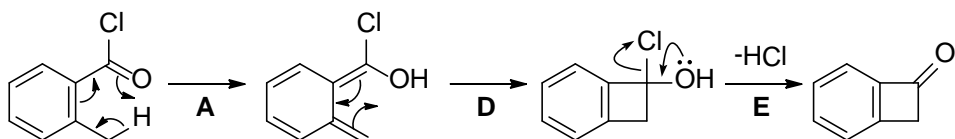
Brüning, I.; Grashey, R.; Hauck, H.; Huisgen, R.; Seidl, H. *Org. Synth., Coll. Vol.* V **1973**, 1124

A: Addition of a hydroxylamine to the aldehyde. **B:** Proton transfer followed by elimination of water to form a nitronium. **C:** 1,3-Dipolar cycloaddition of the nitronium to styrene (electronically, [4+2] cycloaddition).

A066



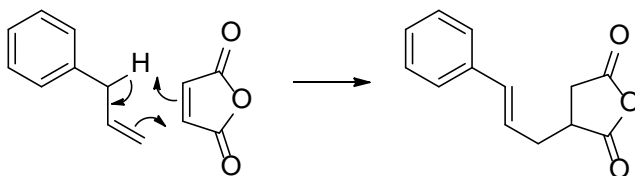
or



Schiess, P.; Barve, P. V.; Dussy, F. E.; Pfiffner, A. *Org. Synth., Coll. Vol. IX* **1998**, 28.

A: Isoerization to form an o-quinodimethane. **B:** Elimination of HCl to form a ketene. **C:** 4e Elimination of hydrogen chloride to form a ketone.

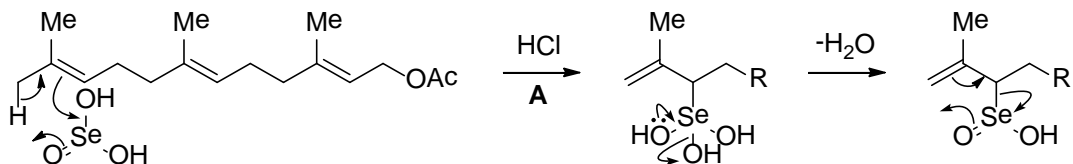
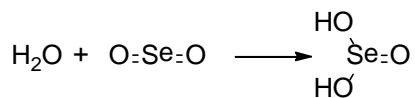
A067

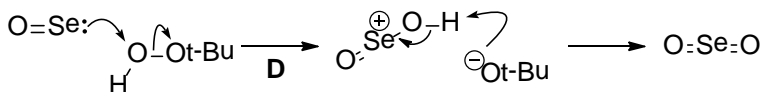
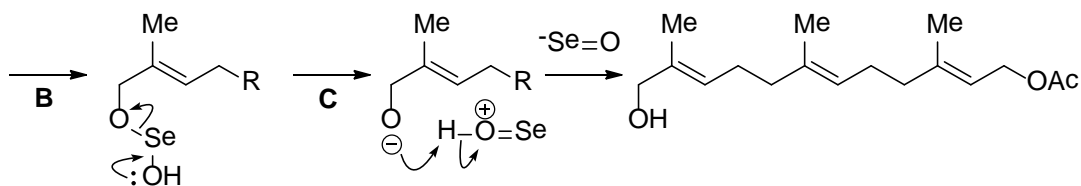


Rondestedt, C. S., Jr. *Org. Synth., Coll. Vol. /V* 1963, 766

Ene reaction.

A068

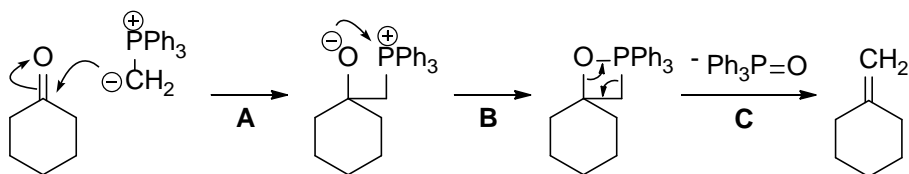




Umbreit, M. A.; Sharpless, K. B. *J. Am. Chem. Soc.* **1977**, 99, 5526.

A: Ene reaction occurs on the least hindered olefin. **B:** [2,3] Sigmatropic rearrangement. **C:** Elimination of the alcohol. **D:** Oxidation of SeO with TBHP to regenerate SeO_2 .

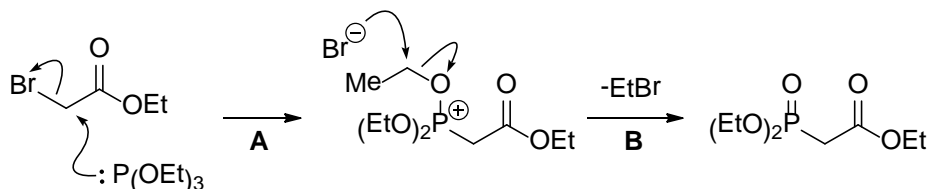
A069



Wittig, G.; Schoellkopf, U. *Org. Synth.*, Coll. Vol. V **1973**, 751.

Wittig reaction. **A:** Addition of the ylide to the carbonyl group to form a betaine. **B:** Attack of the alkoxide to the phosphonium cation to form an oxaphosphetane. **C:** Irreversible elimination of Ph_3PO .

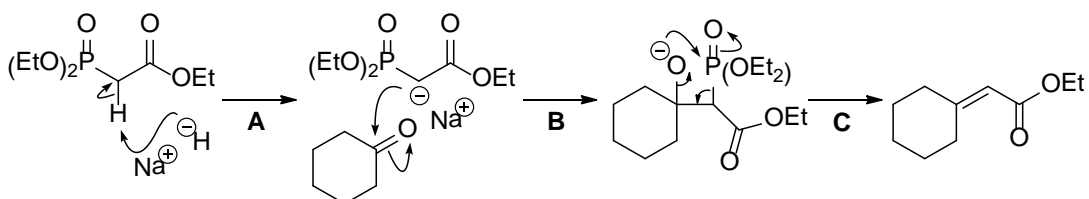
A070



van der Klei, A.; de Jong, R. L. P.; Lugtenburg, J.; Tielens, A. G. M. *Eur. J. Org. Chem.* **2002**, 3015.

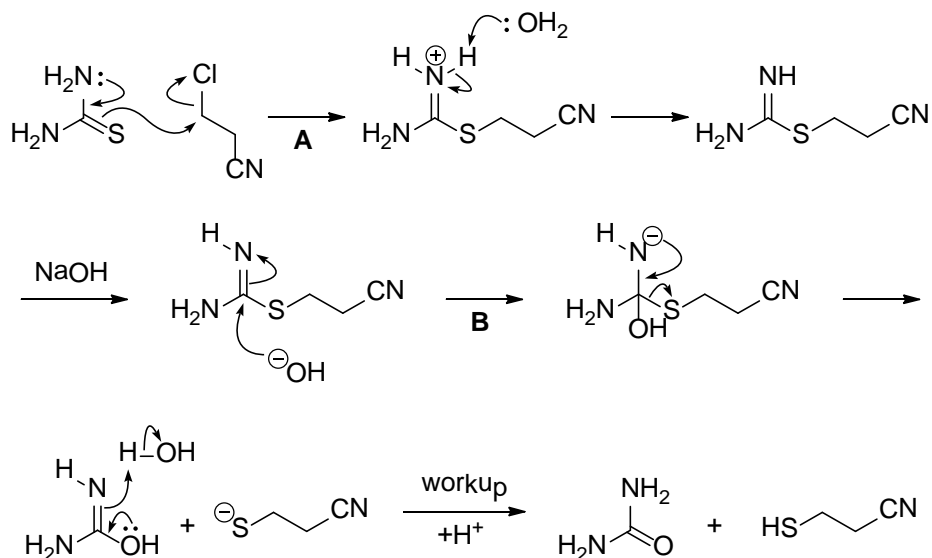
Arbuzov reaction. **A:** Attack of $\text{P}(\text{OEt})_3$ to the reactive bromoacetate to release bromide ion ($\text{S}_{\text{N}}2$ reaction). **B:** Attack of the resulting bromide ion to the ethyl group in an $\text{S}_{\text{N}}2$ fashion to form a phosphonate.

A071



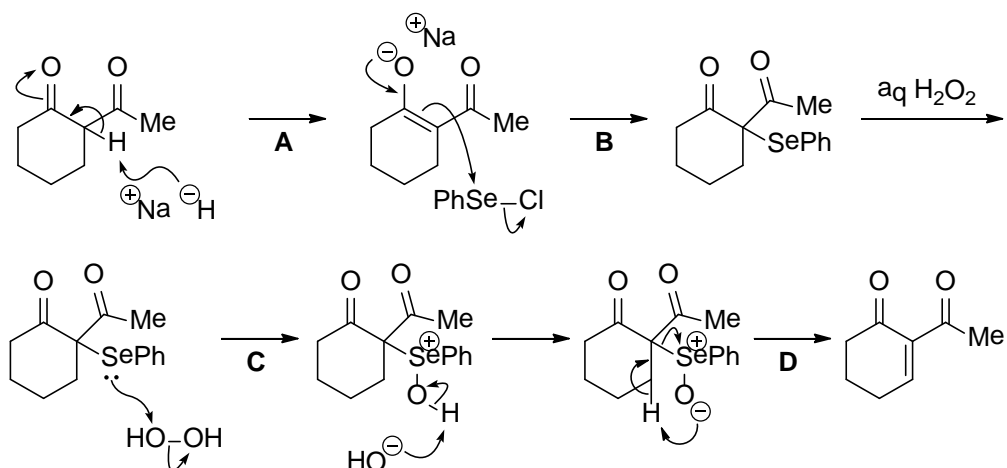
Horner-Wadsworth-Emmons reaction. **A:** Deprotonation of the phosphonate. **B:** Addition of the phosphonate ion to the ketone. **C:** Attack of the alkoxide to the phosphonate followed by elimination of a phosphate ion to form an olefin.

A072



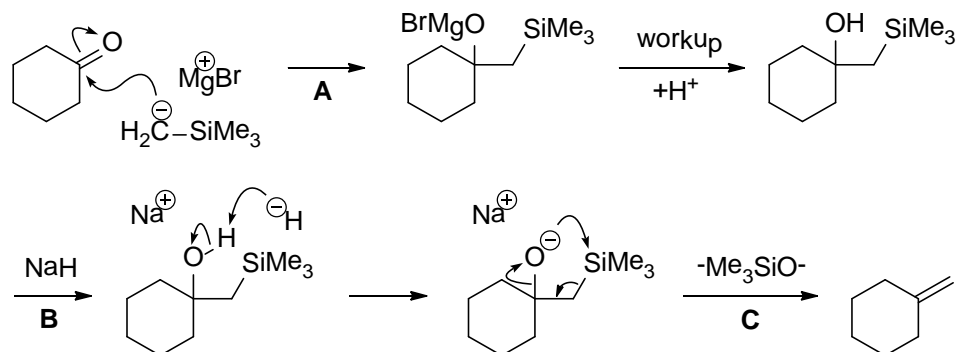
Gerber, R. E.; Hasbun, C.; Dubenko, L. G.; King, M. F.; Bierer, D. E. *Org. Synth., Coll. Vol. X* **2002**, 475
A: Attack of the more reactive sulfur atom of thiourea to the alkyl chloride to form an isothiourethane (S_N2 reaction). **B:** Hydrolysis of the isothiourethane.

A073



A: Deprotonation of the β-diketone (pK_a RCOCH₂COR = 9, H₂ = 35). **B:** Selenylation at the α-position.
C: Oxidation of the selenide to form a selenoxide. **D:** β-Elimination.

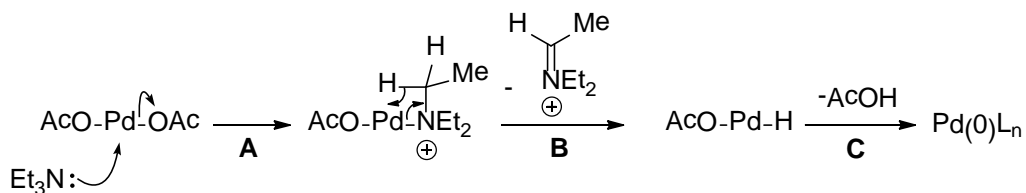
A074



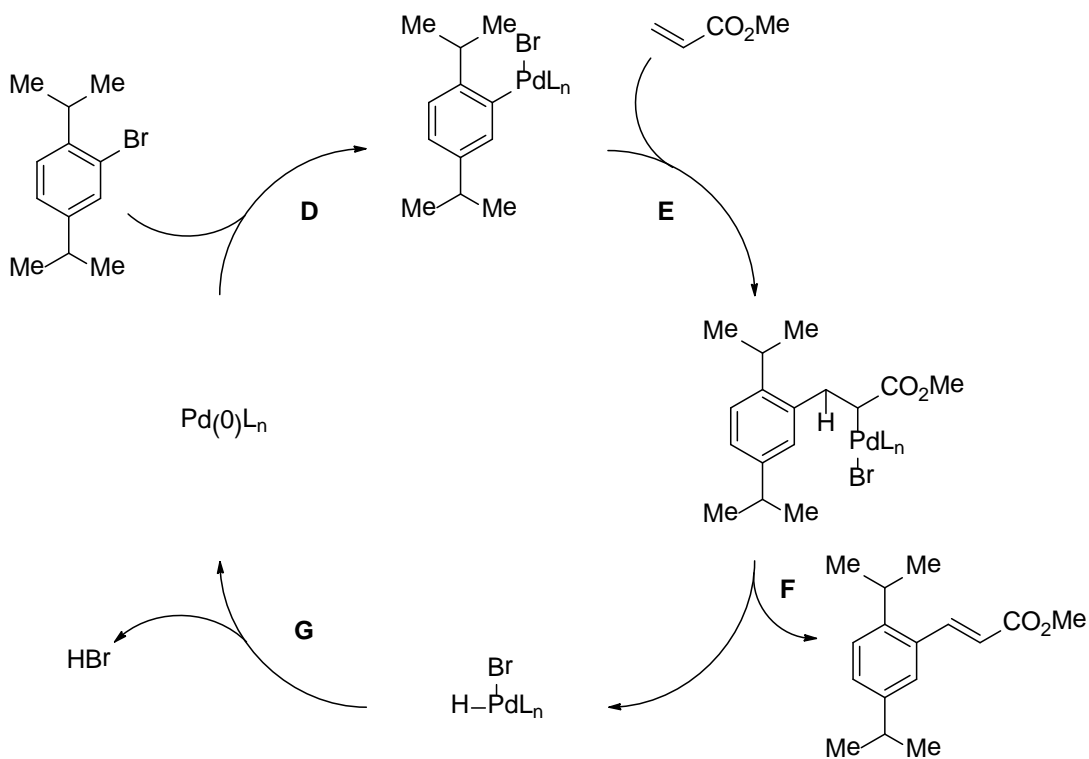
Ager, D. J. *Org. React.* **1990**, 38, 1.

Peterson olefination. **A:** Addition of $\text{Me}_3\text{SiCH}_2\text{MgBr}$ to the ketone. **B:** Exchange of the counter cation from Mg to Na. **C:** Elimination of a silanolate ion via a four-membered transition state.

A075



Reduction of $\text{Pd}(\text{OAc})_2$ to $\text{Pd}(0)$ using Et_3N . **A:** Ligand exchange. **B:** β -Elimination. **C:** Reductive elimination of AcOH .

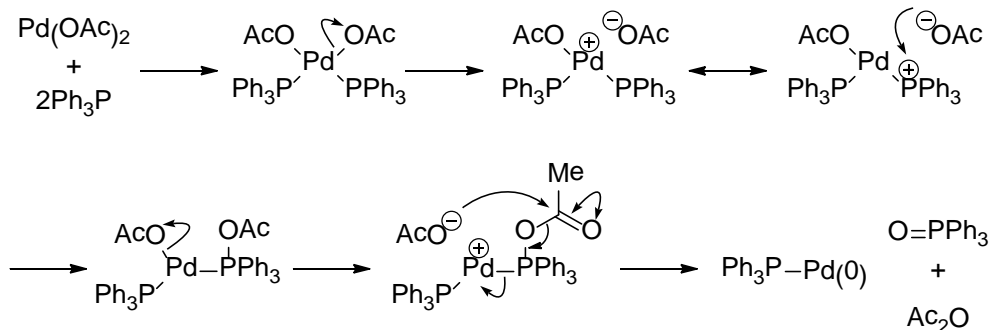


Patel, B. A.; Ziegler, C. B.; Cortese, N. A.; Plevyak, J. E.; Zebovitz, T. C.

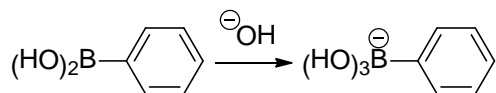
Terpko, M.; Heck, R. F. *J. Org. Chem.* **1977**, 42, 3903.

Heck reaction. **D**: Oxidative addition. **E**: Carbopalladation. **F**: β -Elimination to form the product. **G**: Reductive elimination of HBr.

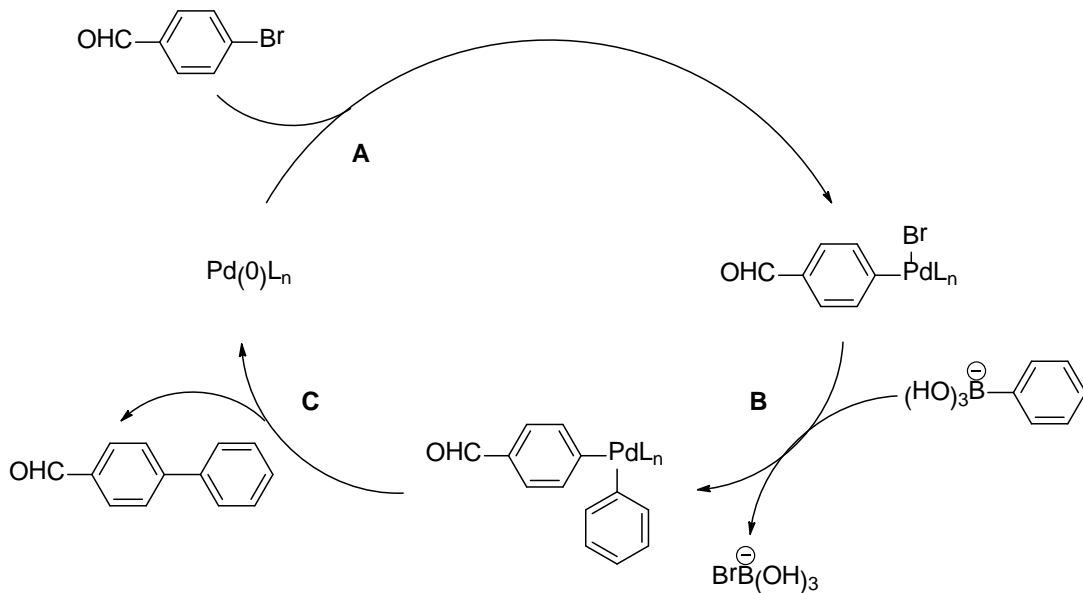
A076



Reduction of $\text{Pd}(\text{OAc})_2$ to $\text{Pd}(0)$ using Ph_3P .



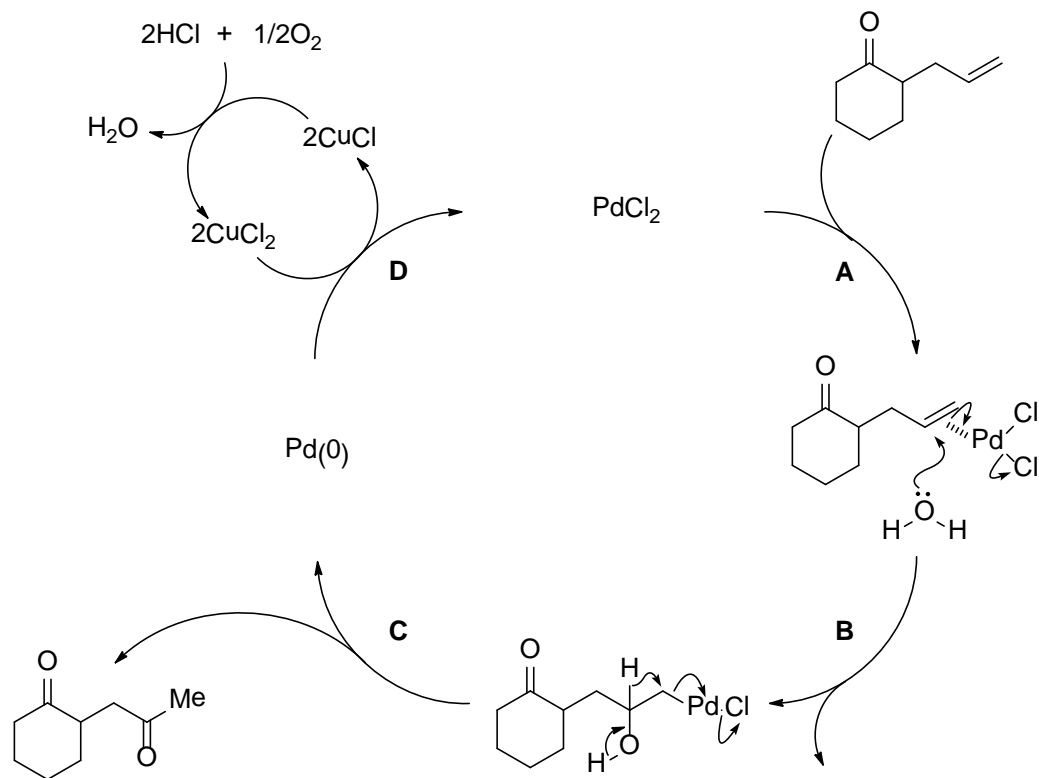
Activation of boronic acid,



Huff, B. E.; Koenig, T. M.; Mitchell, D.; Staszak, M. A. *Org. Synth., Coll Vol.* **X** **2002**, 122

Suzuki-Miyaura coupling. **A**: Oxidative addition. **B**: Transmetalation. **C**: Reductive elimination.

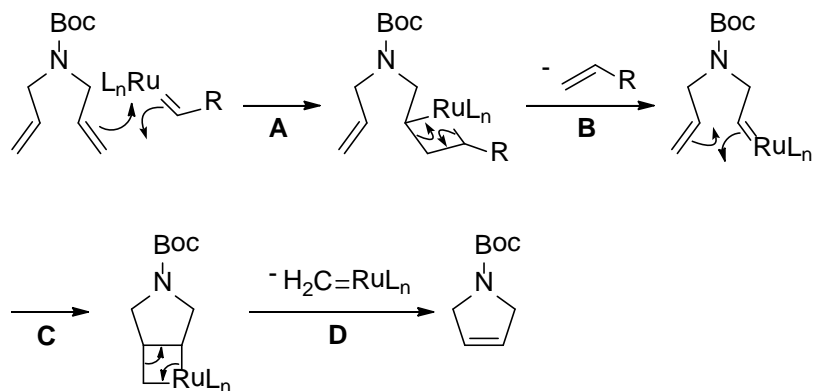
A077



Tsuji, J.; Shimizu, I.; Yamamoto, K. *Tetrahedron Lett.* **1976**, 34, 2975.

Wacker oxidation, **A**: Olefin complexation. **B**: Oxy-palladation. **C**: Hydride shift. **D**: Oxidation of Pd(0) with CuCl₂ to regenerate PdCl₂. **E**: Oxidation of CuCl with O₂ to regenerate CuCl₂.

A078



Ferguson, M. L.; O'Leary, D. J.; Grubbs, R. H. *Org. Synth.* **2002**, 80, 85.

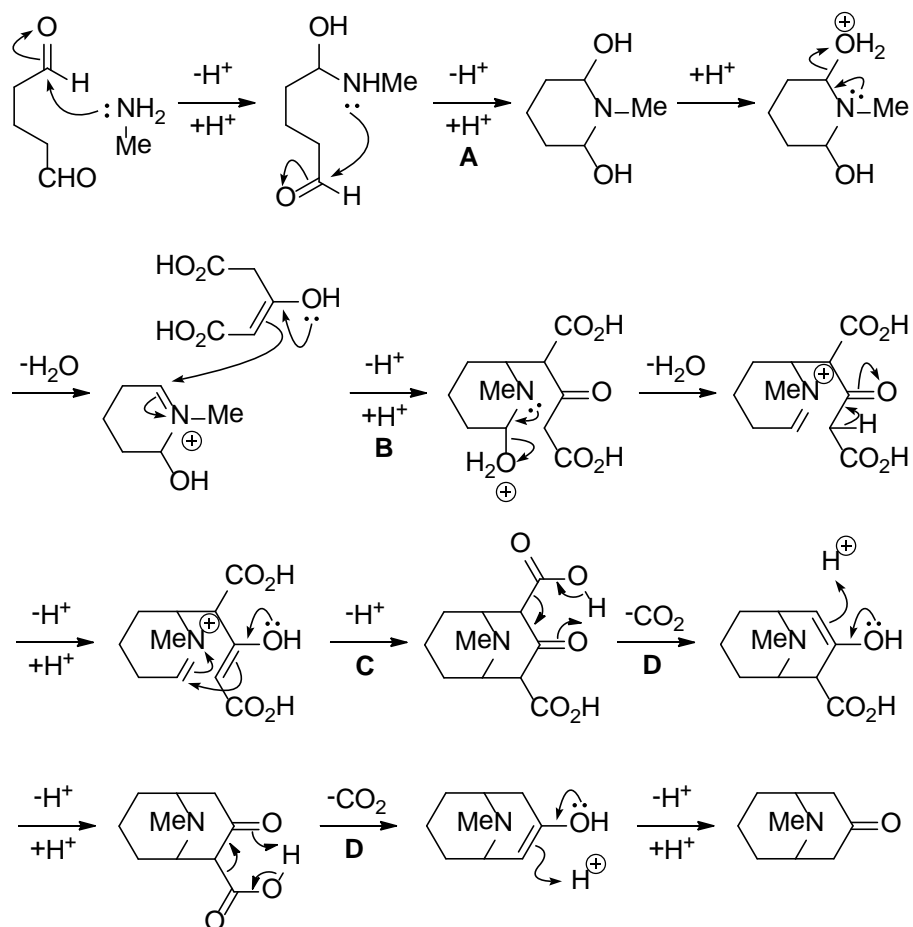
Ring closing metathesis (RCM). **A**: Cycloaddition of a ruthenium carbene complex to the olefin to form a metallacyclobutane. **B**: Retro cycloaddition. **C**: Intramolecular cycloaddition of the ruthenium carbene complex. **D**: Retro cycloaddition to regenerate a ruthenium carbene complex.

解答

中級編



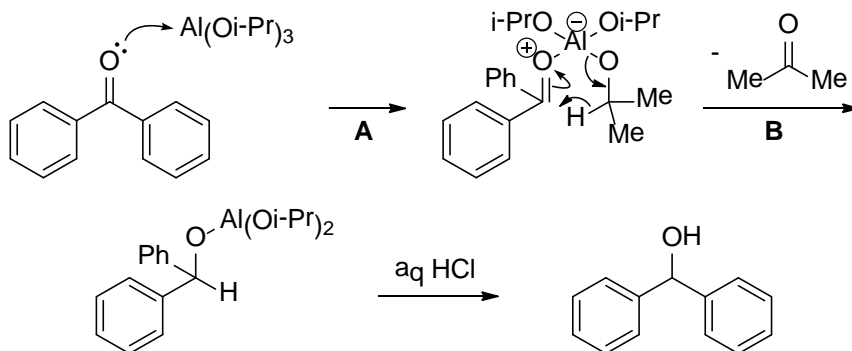
B001



Cope, A. C.; Dryden, H. L.; Howell, C. F. *Org. Synth., Coll. Vol. IV* **1963**, 816

Robinson-Schöpf reaction. **A**: Formation of a cyclic hemiaminal. **B**: Mannich reaction **C**: Intramolecular Mannich reaction. **D**: Decarboxylation through the six-membered transition state.

B002

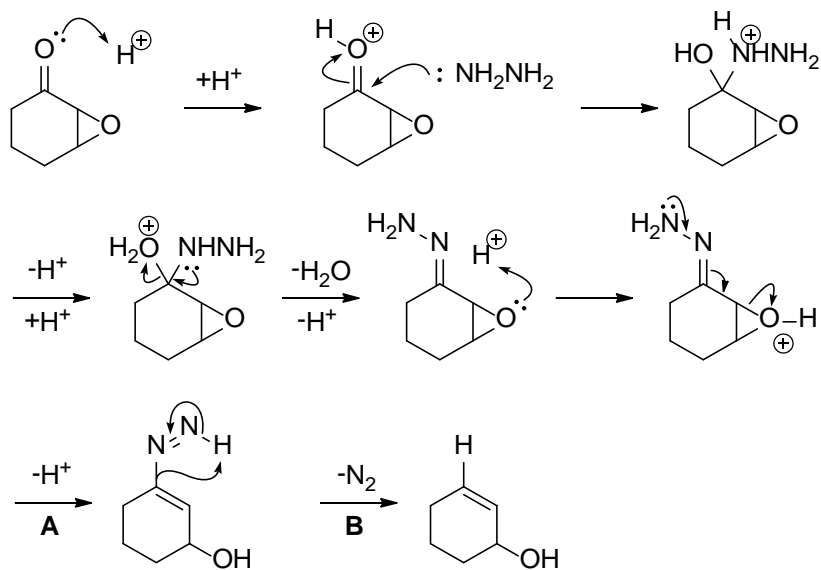


Wilds, A. L. *Org. React.* **1944**, 2.

Meerwein-Ponndorf-Verley reduction. **A**: Formation of an ate complex. **B**: Hydride transfer via a six

membered transition state with formation of acetone.

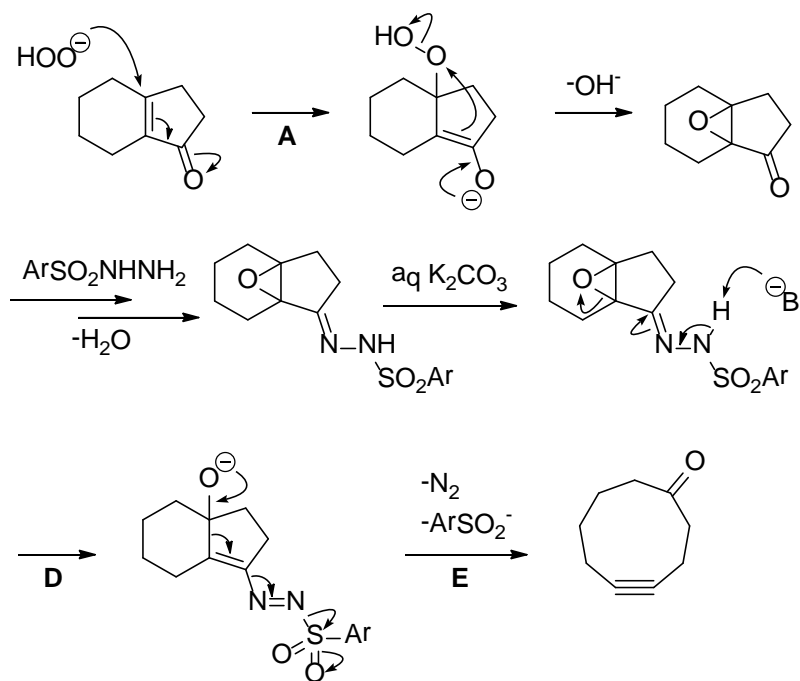
B003



Wharton, P. S.; Bohlen, D. H. *J. Org. Chem.* **1961**, 26, 3615.

Wharton rearrangement. **A**: Cleavage of the epoxide helped by the nitrogen lone pair of the hydrazone. **B**: Elimination of N_2 (an extremely good leaving group).

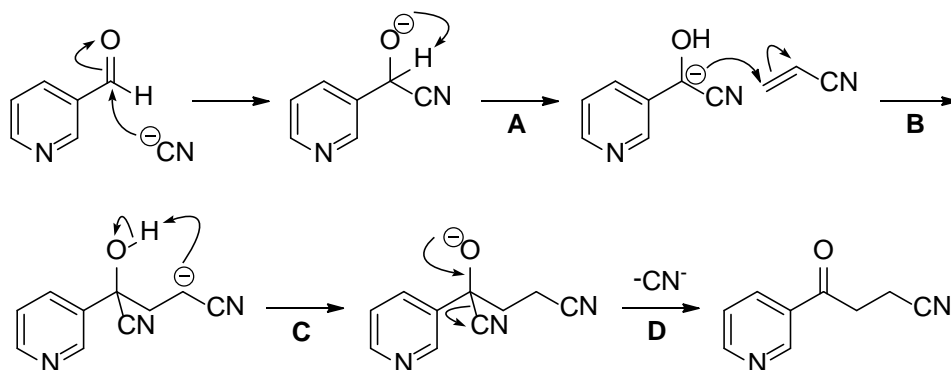
B004



Reese, C. B.; Sanders, H. P. *Synthesis* **1981**, 276.

Eschenmoser fragmentation. **A**: Michael addition. **B**: Formation of an epoxide (the O-O bond is activated). **C**: Formation of a hydrazone. **D**: pK_a $\text{HCO}_3^- = 10.3$, $\text{ArSO}_2\text{NH}_2 = 8.5$. **E**: Fragmentation involving a loss of N_2 and a sulfinate ion.

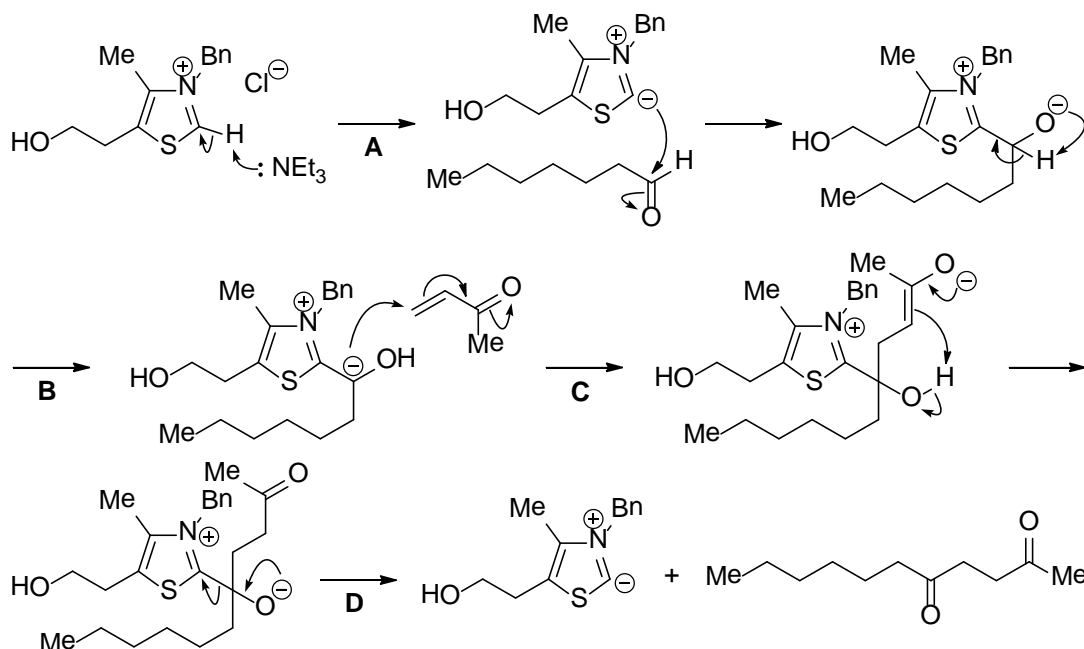
B005



Stetter, H.; Kuhlmann, H.; Lorenz, G. *Org. Synth., Coll. Vol. VI* **1988**, 866

A: Formation of the less favored cyanohydrin carbanion. **B**: Michael addition. **C**: Regeneration of the cyanide ion (cyanohydrin is unstable under basic conditions).

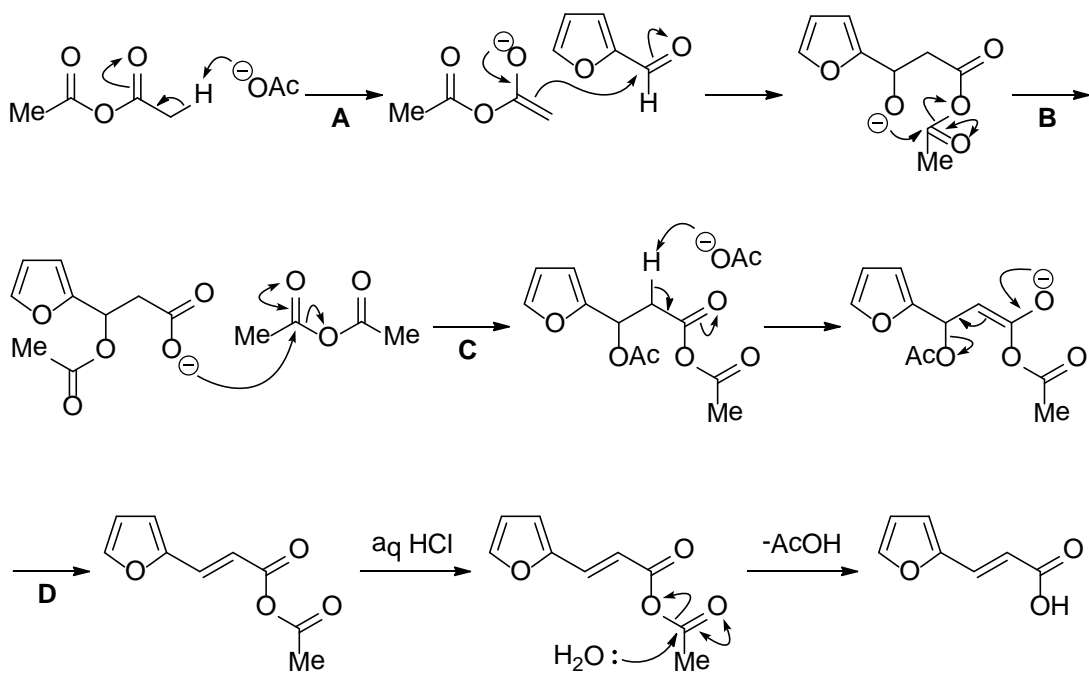
B006



Stetter, H.; Kuhlmann, H.; Haese, W. *Org. Synth., Coll. Vol. VIII* **1993**, 52

Stetter reaction. **A**: pK_a thiazolinium ion = 10, $\text{HNEt}_3^+ = 10.7$. **B**: Generation of a stabilized carbanion (ref B005). **C**: Michael addition. **D**: Regeneration of the thiazolinium ion.

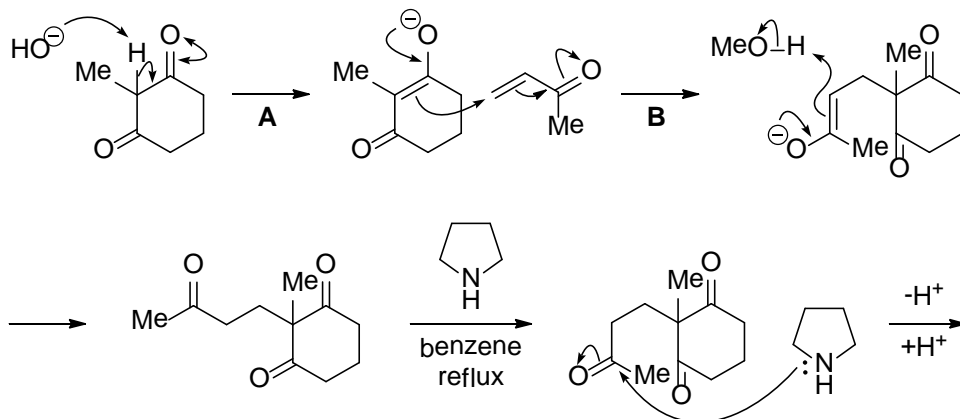
B007

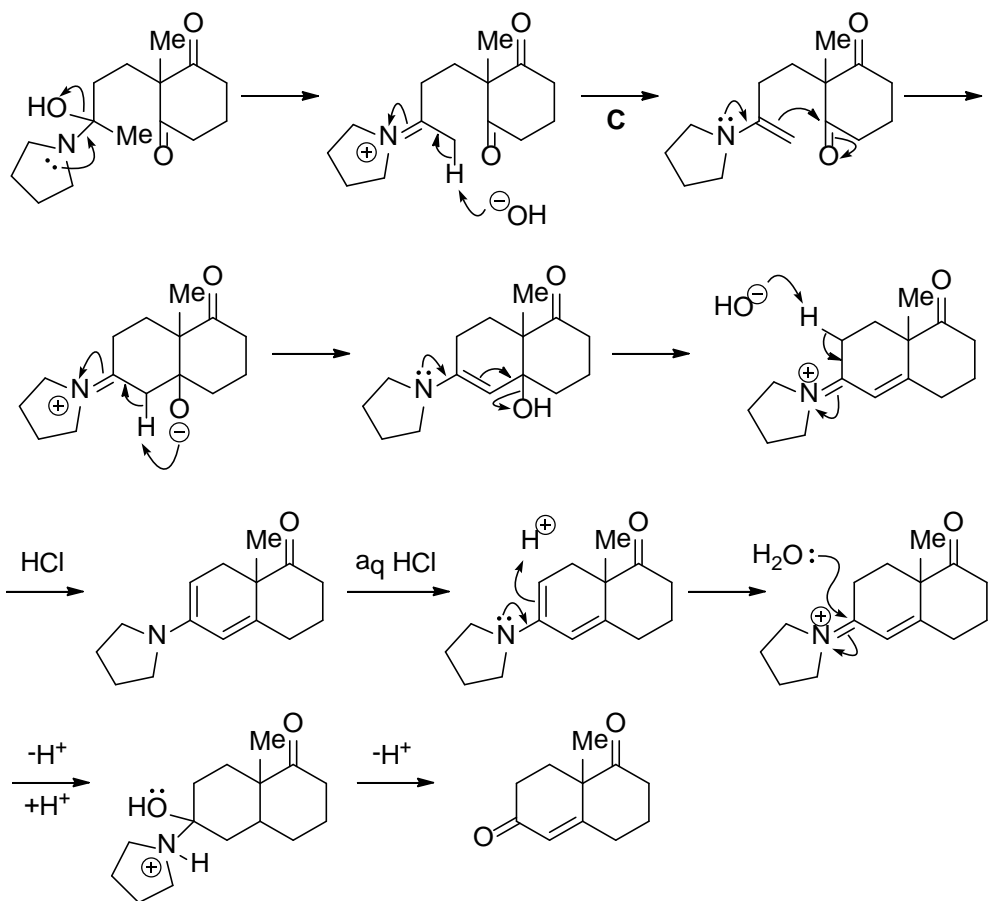


Rajagopalan, S.; Raman, P. V. A. *Org. Synth., Coll. Vol. III* **1955**, 425.

Perkin reaction. **A:** $\text{pKa}(\text{CH}_3\text{CO})_2\text{O} = 13.5$, $\text{AcOH} = 4.8$ (a small amount of the acetic anhydride anion can be formed). **B:** Intramolecular acyl transfer. **C:** Formation of a mixed anhydride. **D:** Base-catalyzed elimination of acetic acid.

B008

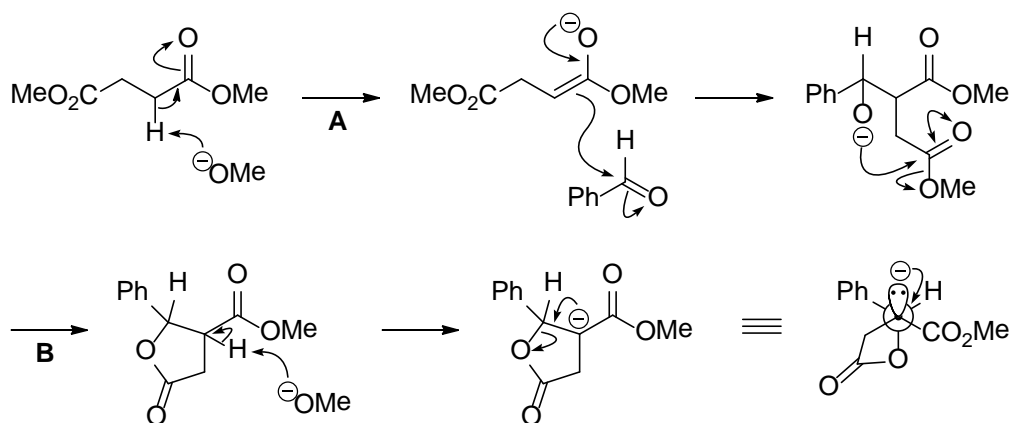


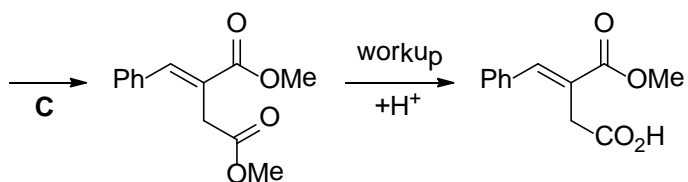


Ramachandran, S.; Newman, M. S. *Org. Synth., Coll. Vol. V* **1973**, 486

Robinson annulation. **A:** $\text{p}K_{\text{a}} \text{RCOCH}_2\text{COR} = 9$, $\text{H}_2\text{O} = 15.7$. **B:** Michael addition. **C:** Formation of an enamine followed by an intramolecular addition to the ketone.

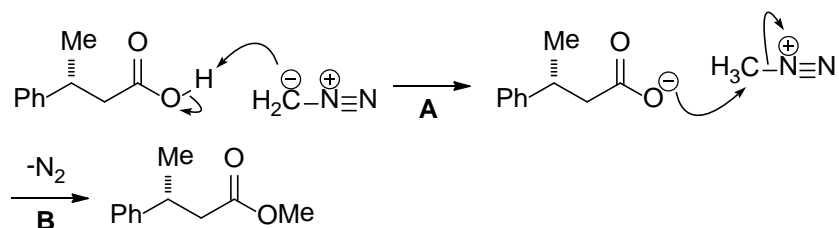
B009





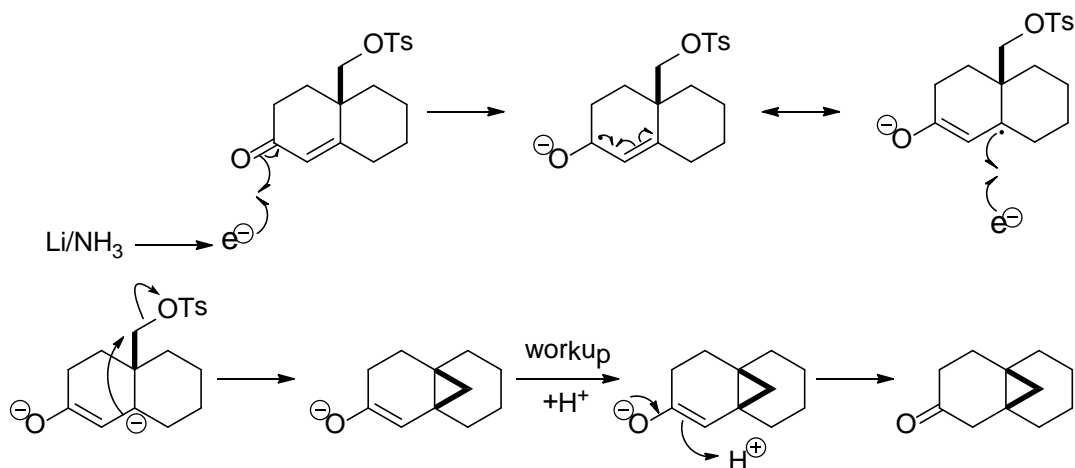
Johnson, W. S.; Daub, G. H. *Org. React.* **1951**, 6
 Stobbe condensation. **A**: $\text{pK}_a \text{CH}_3\text{CO}_2\text{R} = 24$, $\text{MeOH} = 15.5$. **B**: Formation of a five-membered lactone. **C**: Elimination of the carboxylate occurs by avoiding the steric repulsion between the phenyl and the methoxycarbonyl groups.

B010



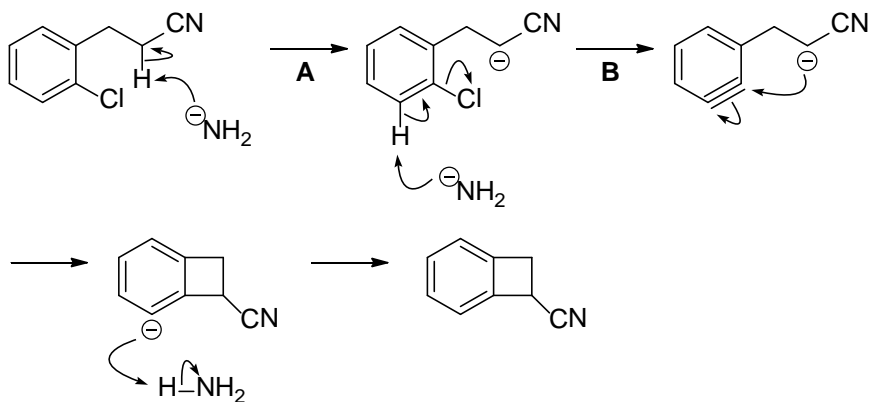
Black, T. H. *Aldrichimica Acta* **1983**, 16, 3
A: $\text{pK}_a \text{CH}_3\text{CO}_2\text{H} = 4.8$, $\text{CH}_3\text{N}_2 = 10.2$. **B**: The $\text{S}_{\text{N}}2$ reaction occurs in a solvent cage.

B011



Stork, G.; Tsuji, J. *J. Am. Chem. Soc.* **1961**, 83, 2783.
 Two successive SET reactions followed by cyclopropane formation.

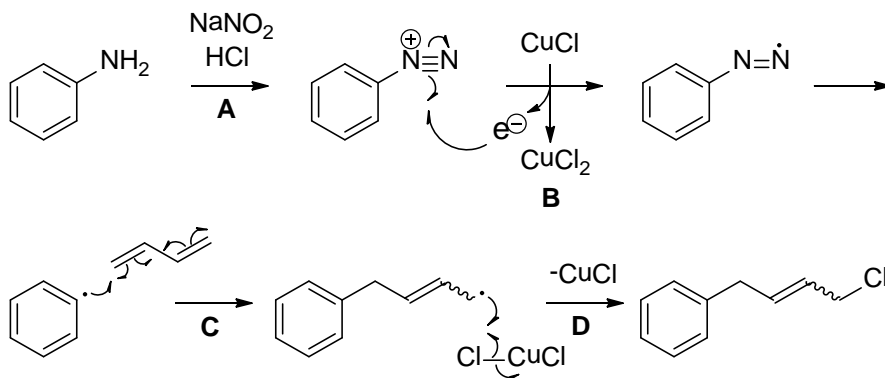
B012



Skorcz, J. A.; Kaminski, F. E. *Org. Synth., Coll. Vol.* V **1973**.263

A: $\text{pK}_a \text{CH}_3\text{CN} = 25$, $\text{NH}_3 = 35$. B: Formation of benzyne followed by an intramolecular nucleophilic addition.

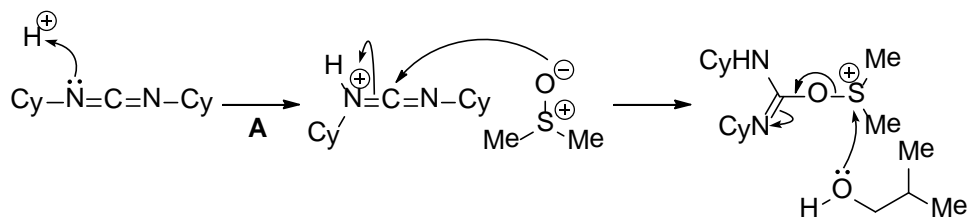
B013

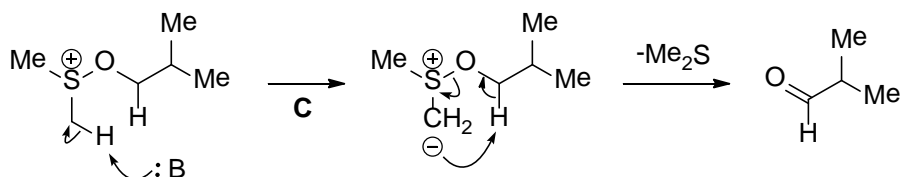
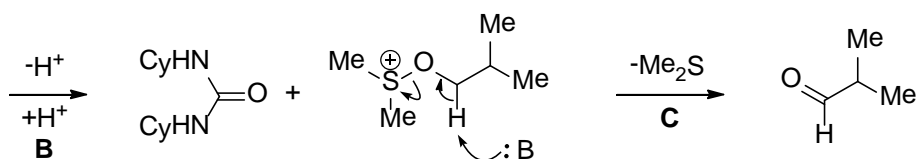


Ropp, G. A.; Coyner, E. C. *Org. Synth. Coll. Vol.* IV **1963**. 27

Meerwein arylation. A: Formation of a diazonium salt (ref A037). B: SET induces a loss of N_2 to form a phenyl radical. C: Addition of the phenyl radical to butadiene to form a stabilized radical. D: Recycle of CuCl to continue the radical chain reaction.

B014

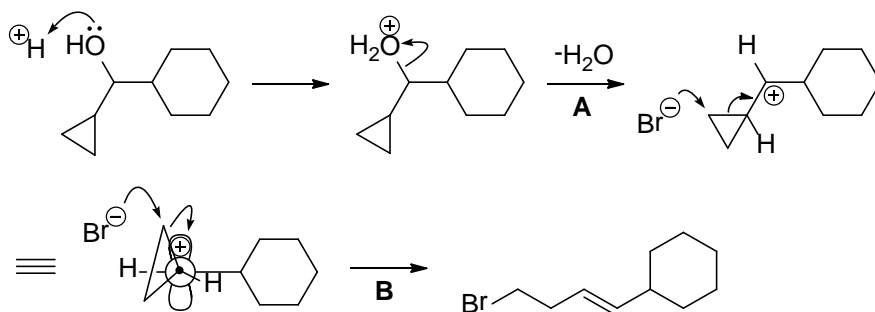




Tidwell, T. T. *Org. React.* **1990**, 39, 297.

Pfitzner-Moffatt oxidation. **A**: Activation of DCC by protonation. **B**: Nucleophilic substitution at the sulfur atom. **C**: β -Elimination of dimethyl sulfide might proceed either by 1) direct deprotonation with a base or 2) formation and collapse of a sulfur ylide.

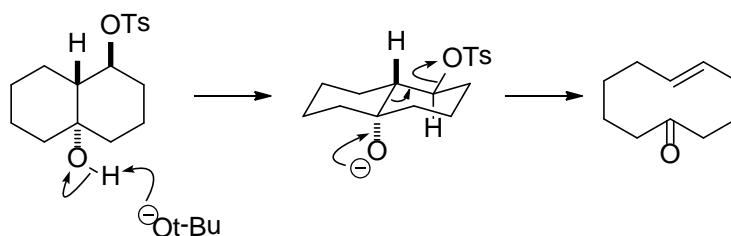
B015



Ferreri, C.; Ambrosone, M. *Syn. Commun.* **1995**, 25, 3351.

A: Generation of a carbocation stabilized by a cyclopropyl group. **B**: Cleavage of the cyclopropane ring occurs by avoiding the steric repulsion to form the trans-product.

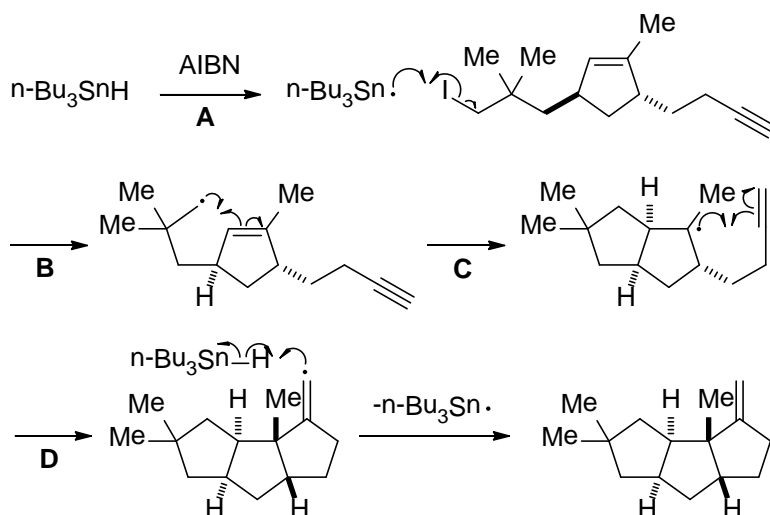
B016



Wharton, P. S.; Hiegel, G. A. *J. Org. Chem.* **1965**, 30, 3254.

Grob fragmentation. This Grob fragmentation can occur when the orbitals of the breaking C-C σ -bond and C-OTs σ -bond overlap on the same plane (antiperiplanar interaction).

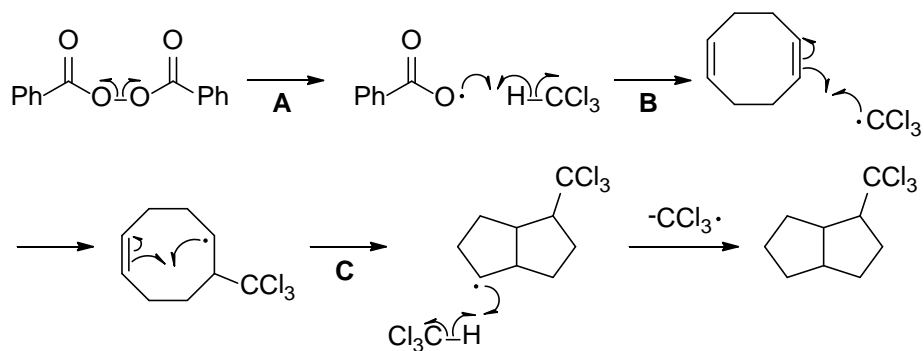
B017



Weinges, K.; Reichert, H.; Huber-Patz, U.; Irgartinger, H. *Liebigs Ann. Chem.* **1993**, 403.

A: Generation of a tin radical (ref A050). **B:** Attack on the iodide to initiate the radical chain reaction. **C:** 5-exo-trig Radical cyclization. **D:** 5-exo-dig Radical cyclization.

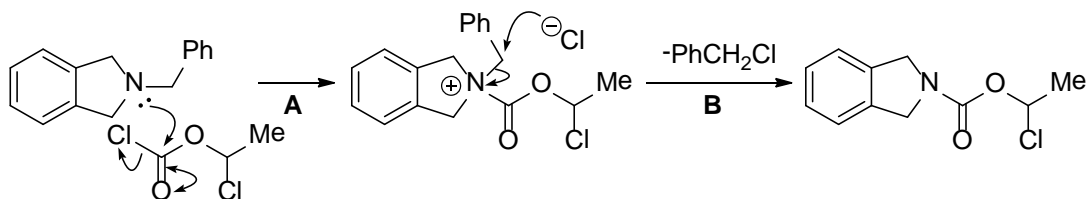
B018

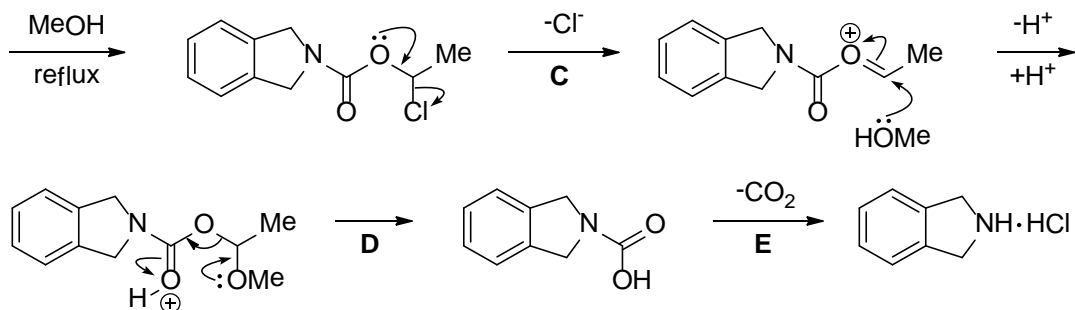


Dowbenko, R. *Org. Synth., Coll Vol. V* **1973**, 93.

A: Homolytic cleavage of dibenzoyl peroxide. **B:** Generation of a trichloromethyl radical which then adds to 1,5-cyclooctadiene. **C:** Transannular radical cyclization.

B019

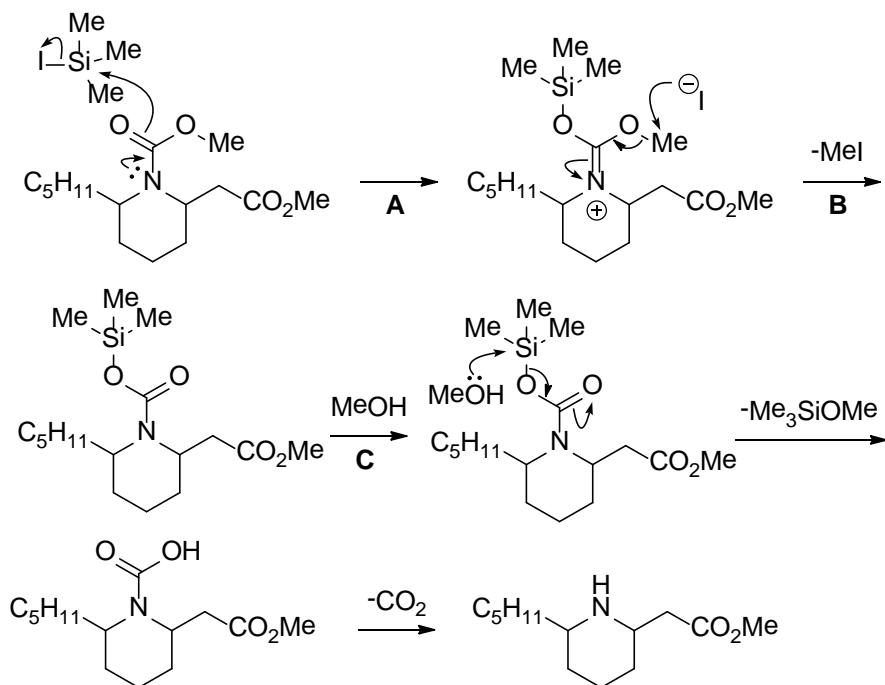




Yang, B. V.; O'Rourke, D.; Li, J. *Synlett*. **1993**, 195.

A: Acylation of a tertiary amine. **B:** Attack of chloride ion on the benzylic position. **C:** E1 elimination of the chloride followed by addition of methanol, **D:** Elimination of the carbamic acid helped by the oxygen lone pair of the methoxy group. **E:** Decarboxylation.

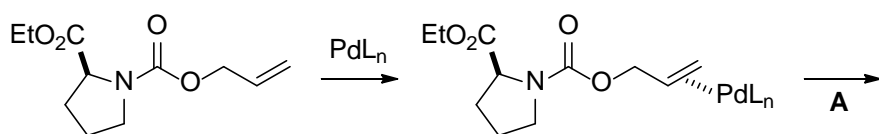
B020

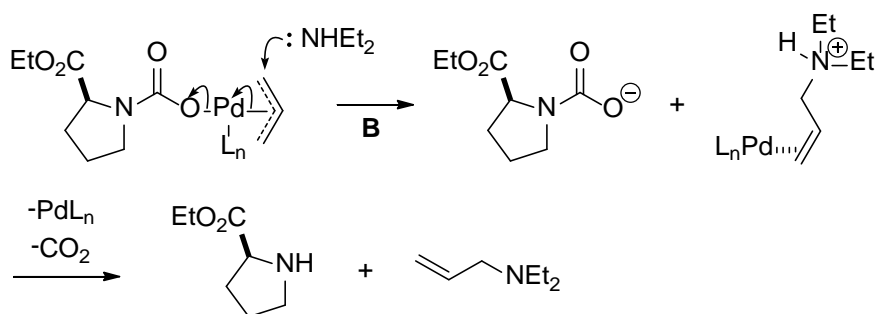


Laurent, P.; Braekman, J.-C.; Daloz, D. *Eur. J. Org. Chem.* **2000**, 2057.

A: Silylation of the electron-rich oxygen of the carbamate. **B:** Demethylation by S_N2 reaction. **C:** Methanolysis of the silyl carbamate.

B021

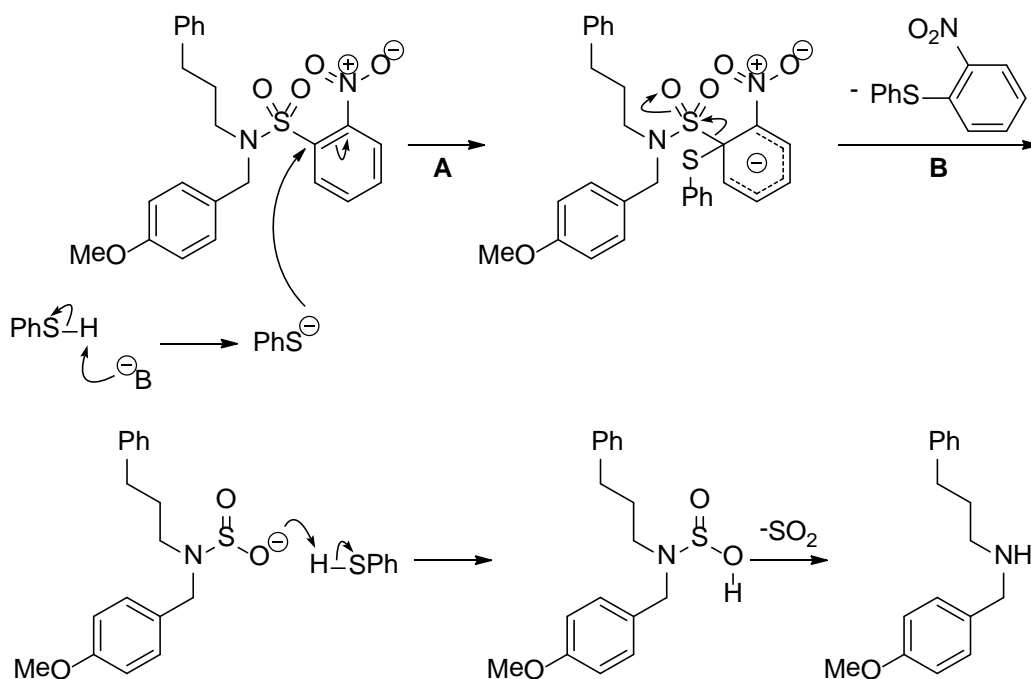




Genet, J. P.; Blart, E.; Savignac, M.; Lemeune, S.; Lemaire-Audoire, S.; Bernard, J. M. *Synlett* **1993**, 680.

A: Formation of a π-allylpalladium complex. **B:** Attack of Et₂NH to the π-allyl complex.

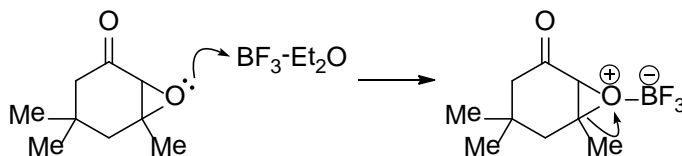
B022

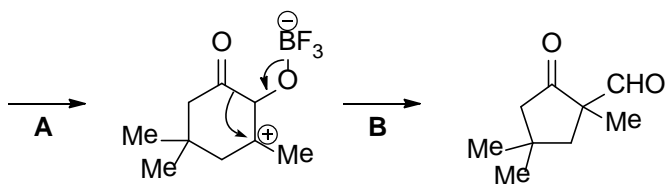


Kurosawa, W.; Kan, T.; Fukuyama, T. *Org. Synth., Coll. Vol. X* **2004**, 482.

A: Addition of a thiolate ion to the electron deficient aromatic ring to form a Meisenheimer complex. **B:** Elimination of an amidosulfurous acid anion which, upon protonation and extrusion of SO₂, gives an amine.

B023

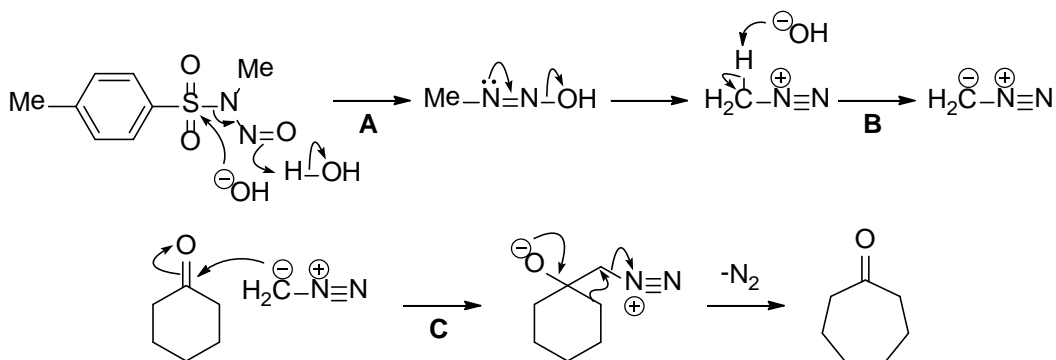




Ryerson, G. D.; Wasson, R. L.; House, H. O. *Org. Synth., Coll. Vol. IV* **1963**, 957.

A: Cleavage of the epoxide to form the more stable tertiary carbocation (formation of a carbocation next to a carbonyl group is unusually difficult). **B:** Wagner-Meerwein-type rearrangement.

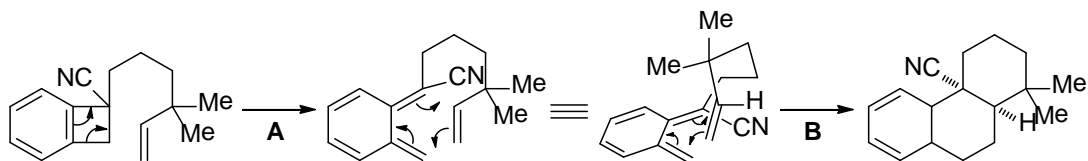
B024



de Boer, T. J.; Backer, H. J. *Org. Synth., Coll. Vol. IV* **1963**, 225.

A: Hydrolysis of N-methyl-N-nitrosulfonylbenzamide. **B:** Formation of diazomethane. $\text{pK}_a \text{CH}_3\text{N}_2 = 10.2$, $\text{H}_2\text{O} = 15.7$. **C:** Addition of diazomethane to a ketone followed by ring expansion (cf. Tiffeneau-Demjanov rearrangement).

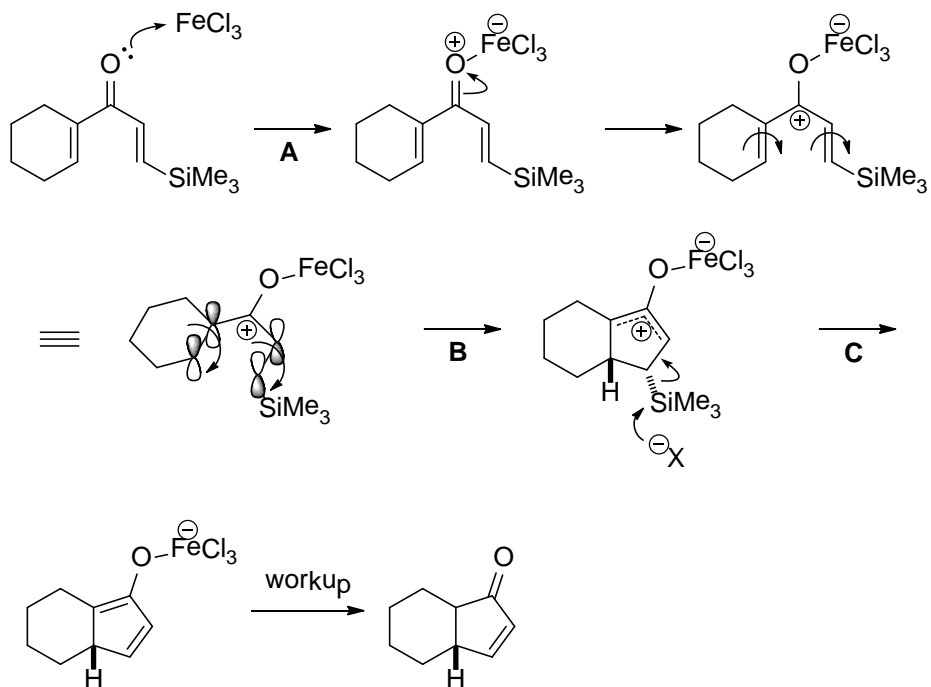
B025



Kametani, T.; Kondoh, H.; Tsubuki, M.; Honda, T. *J. Chem. Soc., Perkin Trans. I* **1990**, 5.

A: 4e Conrotatory electrocyclic reaction to form an o-quinodimethane. **B:** Intramolecular Diels-Alder reaction.

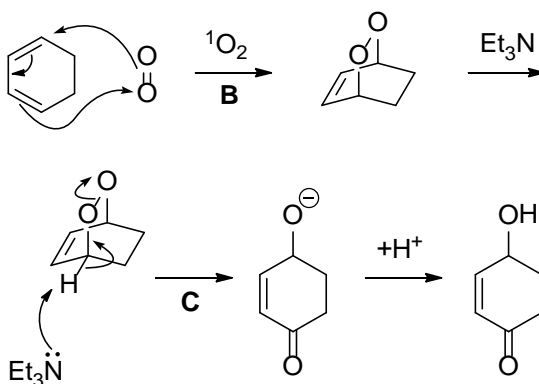
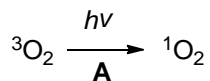
B026



Jones, T. K.; Denmark, S. E. *Helv. Chim. Acta* 1983, 66, 2397.

Silicon-directed Nazarov reaction. **A**: Activation of the carbonyl group with FeCl₃, a Lewis acid. **B**: 4e Conrotatory electrocyclic reaction. **C**: Desilylation to form the olefin regioselectively.

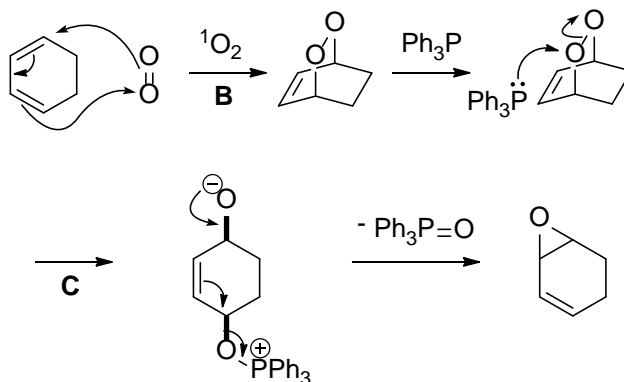
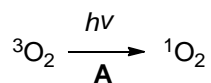
B034



Balci, M. *Chem. Rev.* 1981, 81, 91.

A: Generation of singlet oxygen. **B**: Diels-Alder reaction. **C**: Base-induced cleavage of the endoperoxide.

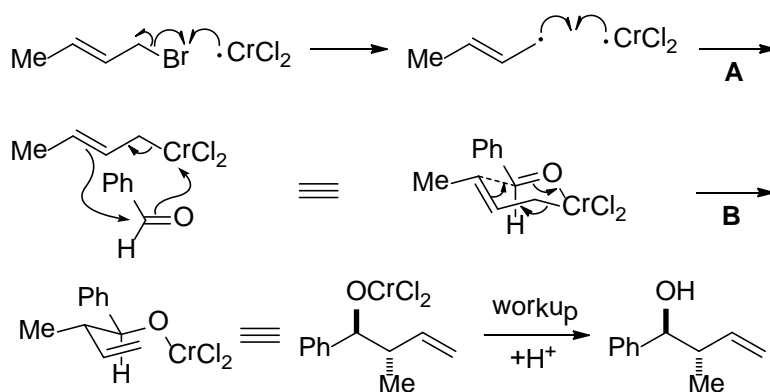
B035



Balci, M. *Chem. Rev.* **1981**, 81, 91

A: Generation of singlet oxygen. **B:** Diels-Alder reaction. **C:** Reductive cleavage of the endoperoxide with triphenylphosphine. **D:** Formation of an epoxide via $\text{S}_{\text{N}}2'$ reaction with elimination of triphenylphosphine oxide.

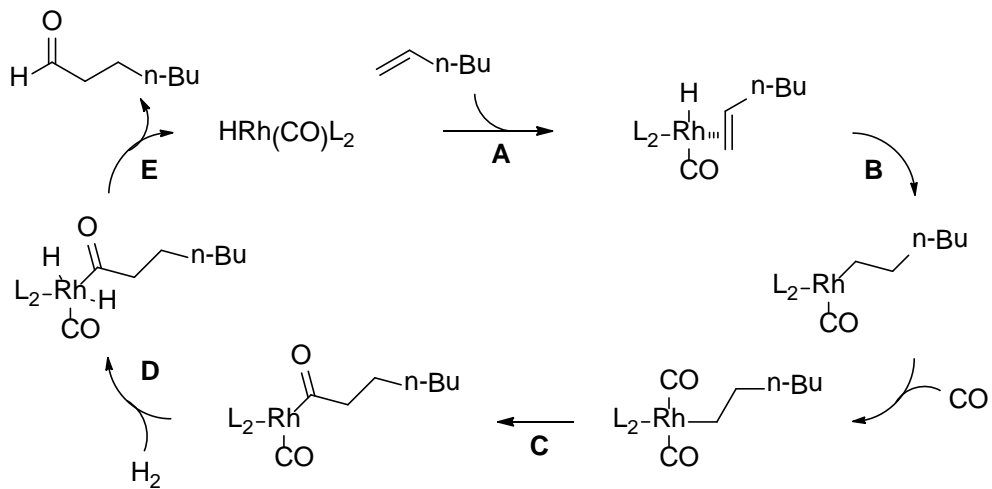
B041



Okude, Y.; Hirano, S.; Hiyama, T.; Nozaki, H. *J. Am. Chem. Soc.* **1977**, 99, 3179.

A: Since CrCl_2 is a single electron reductant, two molecules of CrCl_2 are needed to convert an alkyl bromide to the corresponding organochromium species. **B:** Addition to an aldehyde via a chair-like six-membered transition state.

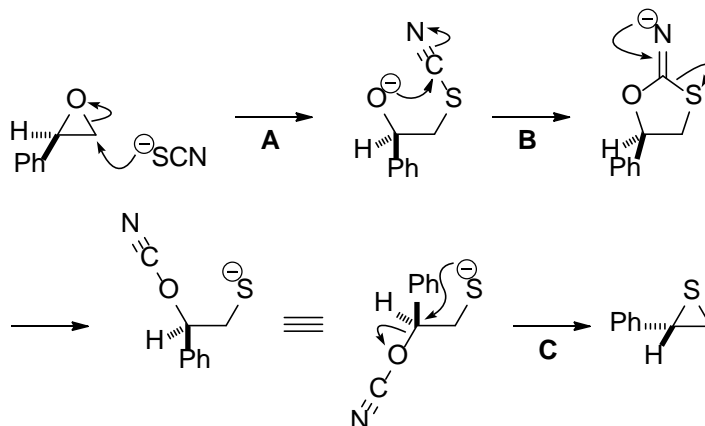
B042



Hallman, P. S.; McGarvey, B. R.; Wilkinson, G. J. *Chem. Soc. (A)* **1968**, 3143.

Hydroformylation. **A**: Complexation of the catalyst with an olefin. **B**: Hydrometallation. **C**: Insertion

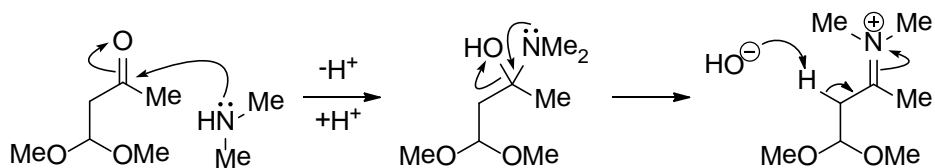
B045

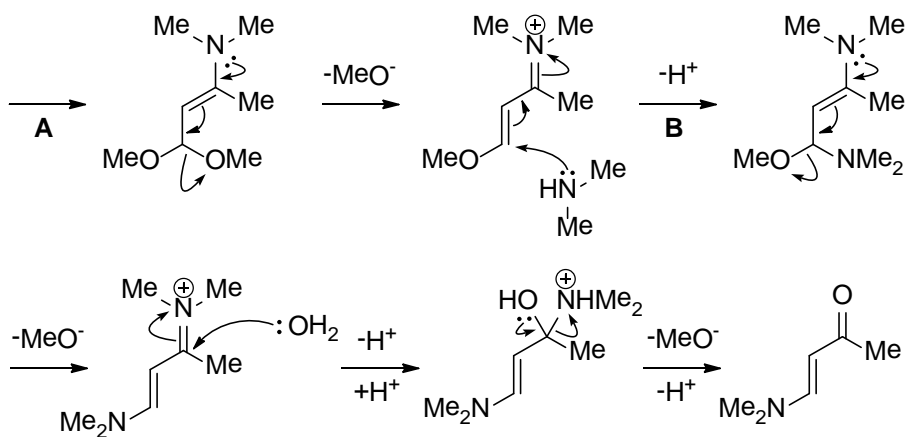


Guss, C. O.; Chamberlain, D. L., Jr. *J. Am. Chem. Soc.* **1952**, 74, 1342.

A: Cleavage of the epoxide by S_N2 reaction at the less hindered position. **B**: Migration of the cyano group. **C**: Intramolecular S_N2 reaction with inversion of configuration.

B046

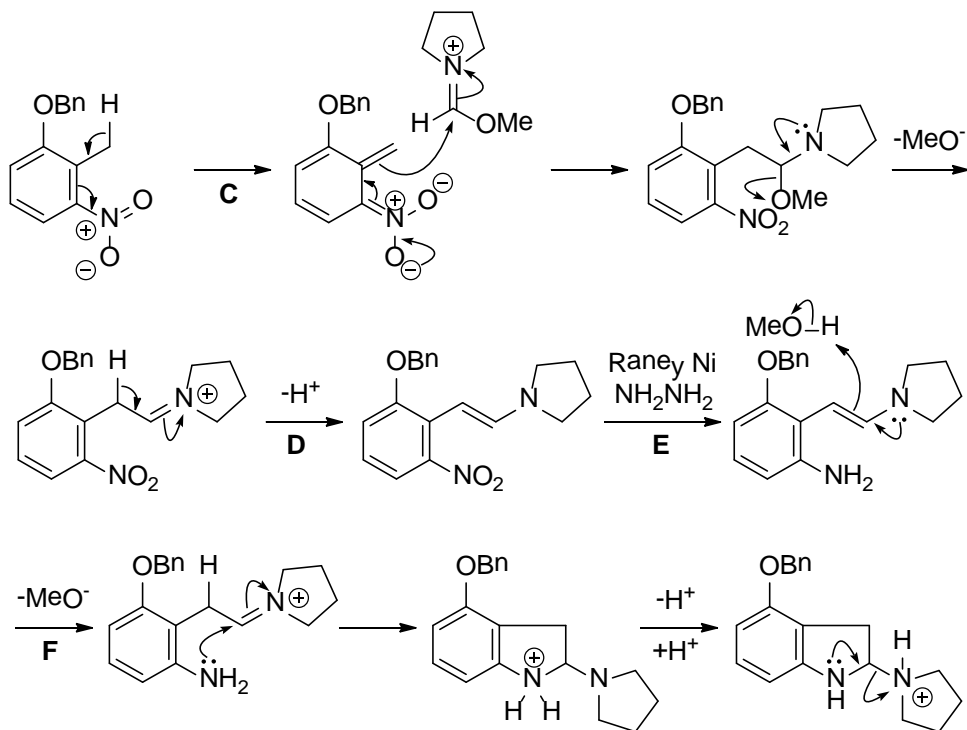
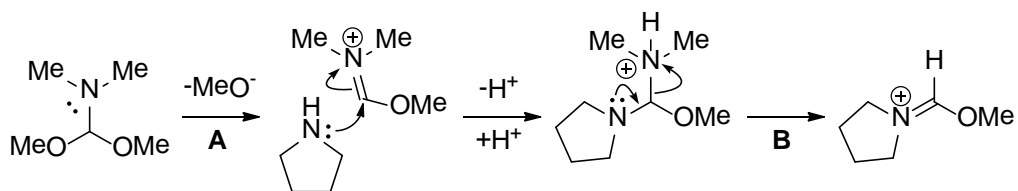


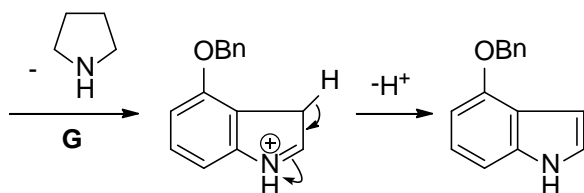


Kozmin, S. A.; He, S.; Rawal, V. H. *Org. Synth., Coll. Vol. X* **2004**, 301.

A: Formation of an enamine to eliminate methoxide ion. **B:** Conjugate addition of dimethylamine to the α,β -unsaturated iminium ion.

B047

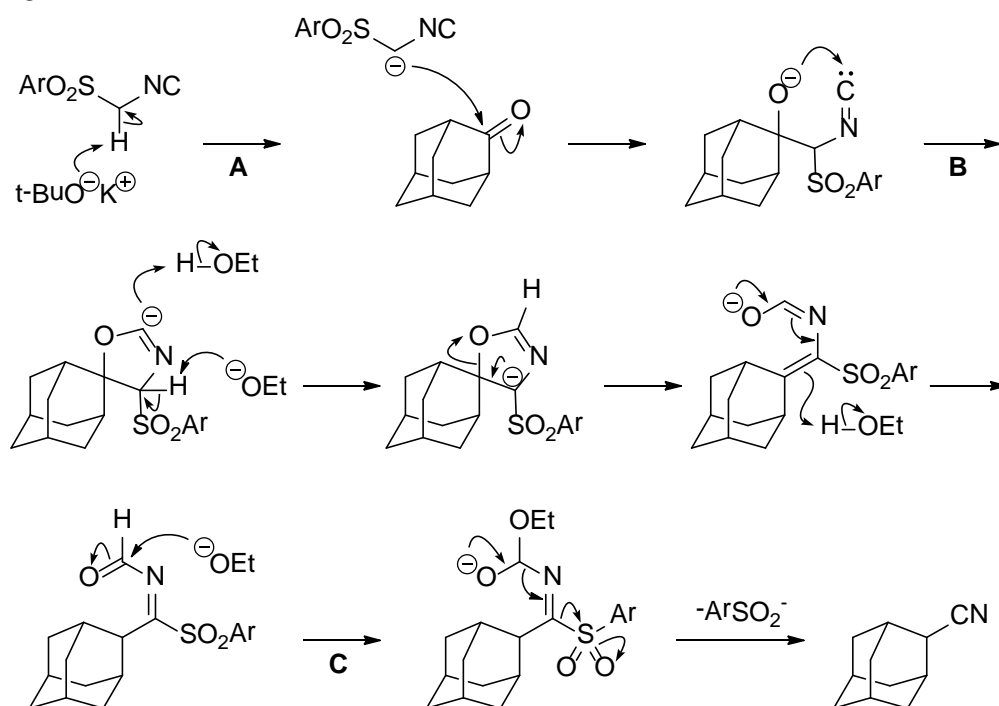




Batcho, A. D.; Leimgruber, W. *Org. Synth., Coll. Vol. VII* 1990

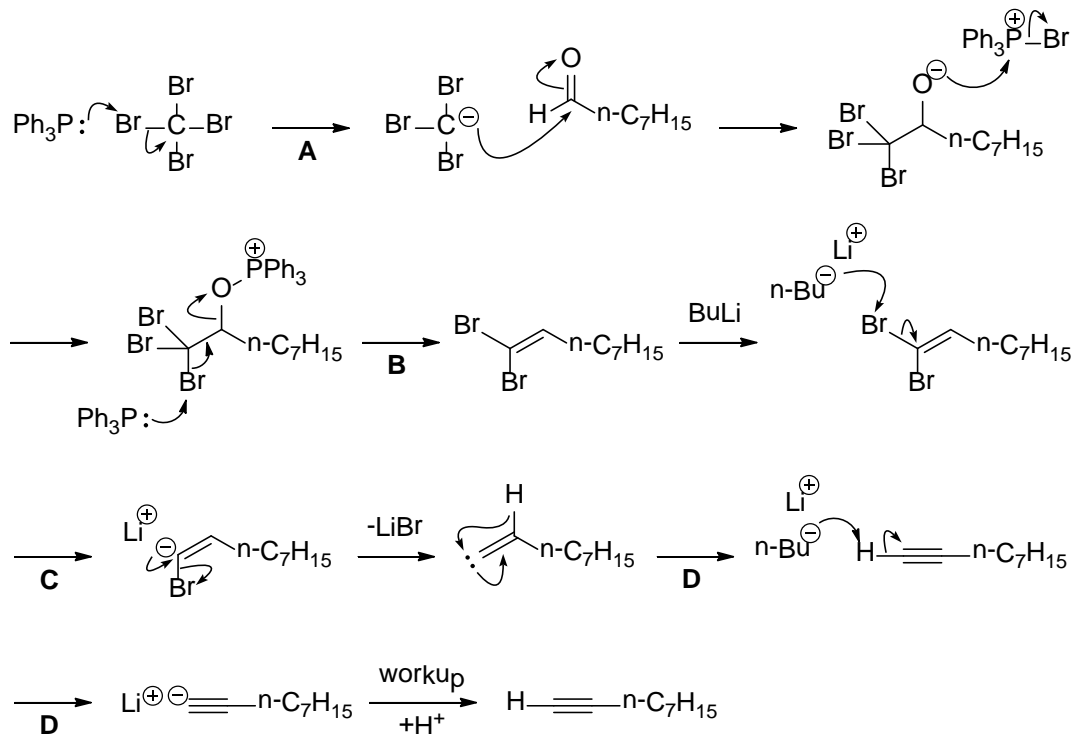
Leimgruber-Batcho indole synthesis. **A:** Generation of an iminium ion under thermal conditions. **B:** Replacement of dimethylamine with pyrrolidine. **C:** Generation of a benzylic carbanion stabilized by o-nitro group. **D:** Formation of an enamine. **E:** Reduction of the nitro group. **F:** Protonation of the enamine to form the reactive iminium ion. **G:** Elimination of pyrridine helped by the nitrogen lone pair.

B048



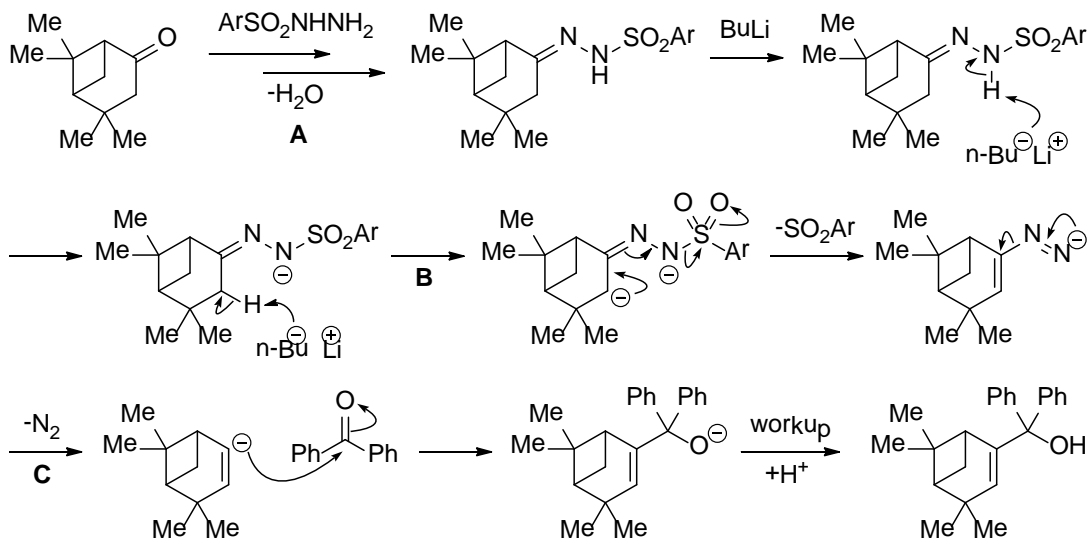
Oldenziel, O. H.; Wildeman, J; van Leusen, A. M. *Org. Synth., Coll. Vol. VI* 1988, 41.

TosMIC (p-toluenesulfonylmethyl isocyanide). **A:** Deprotonation of an active methylene compound. **B:** Intramolecular addition to the isocyanide to form an oxazoline anion. **C:** Loss of the activated formyl group with a concomitant elimination of a toluenesulfonate ion ($\text{pK}_a[\text{PhSO}_2\text{H}] = 1.5$).

B049


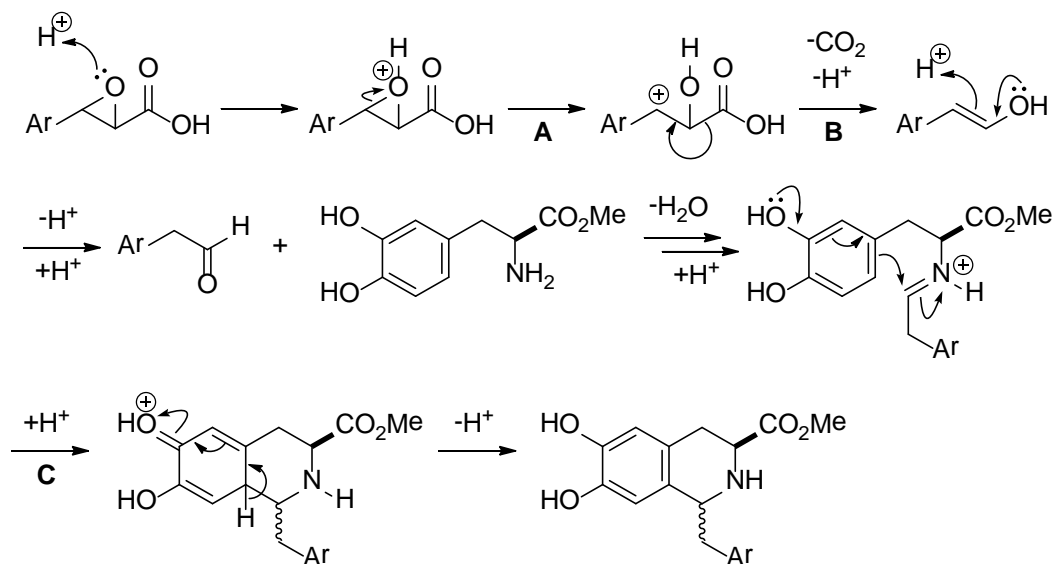
Corey, E. J.; Fuchs, P. L. *Tetrahedron Lett.* **1972**, 13, 3769

Corey-Fuchs reaction. **A**: Generation of a stable carbanion (cf. $\text{pK}_a \text{CHCl}_3 = 13.6$). **B**: E2 elimination (triphenylphosphine oxide is an extremely good leaving group). **C**: Halogen-lithium exchange follow by α -elimination to generate an alkylidene carbene. **D**: C-H insertion of the carbene. **E**: $\text{pK}_a \text{n-Bu}^- = 50$, $\text{RC}\equiv\text{CH} = 25$.

B050


Shapiro reaction. **A**: Formation of a hydrazone. **B**: Deprotonation of the α -position of the hydrazone anion. **C**: Elimination of a sulfinate ion ($\text{pK}_a \text{RSO}_2\text{H} = 1.5$). **D**: Loss of N_2 to form an alkenyl anion.

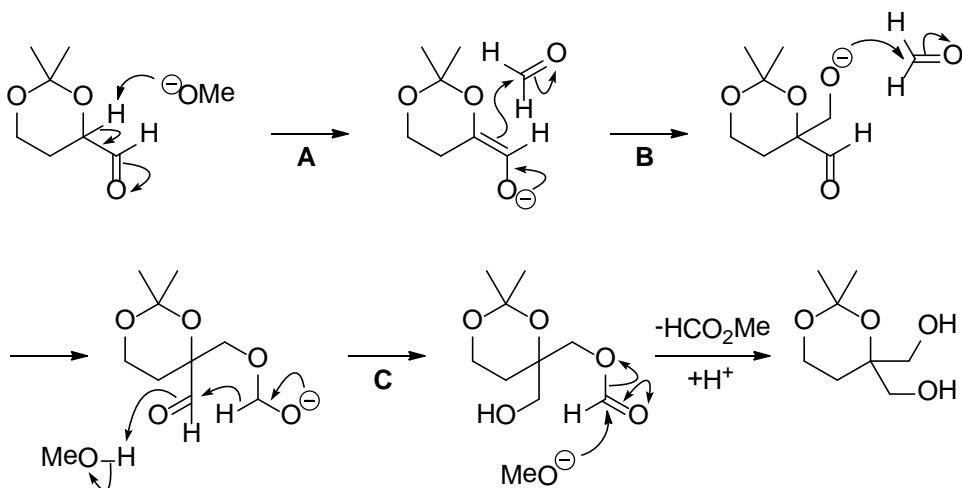
B051



Konda, M.; Shioiri, T.; Yamada, S. *Chem. Pharm. Bull.* **1975**, 23, 1025

A: Generation of a stabilized benzyl cation. **B**: Decarboxylation to form an enol, an aldehyde equivalent. **C**: Pictet-Spengler reaction (ref A033).

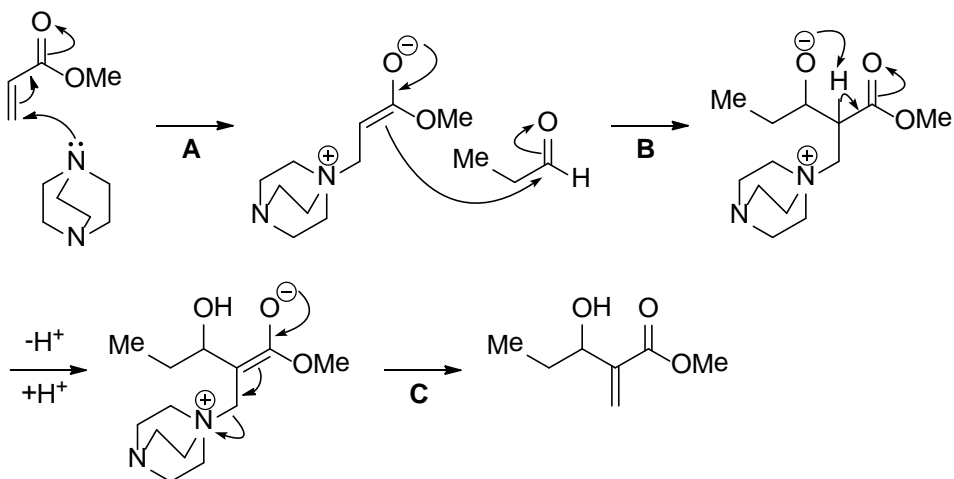
B052



Shimada, K.; Kaburagi, Y.; Fukuyama, T. *J. Am. Chem. Soc.* **2003**, 125, 4048.

A: $\text{pK}_a \text{MeOH} = 15.5$, $\text{CH}_3\text{CHO} = 16.7$. **B**: Aldol reaction. **C**: Intramolecular hydride transfer (Cannizzaro-type reaction).

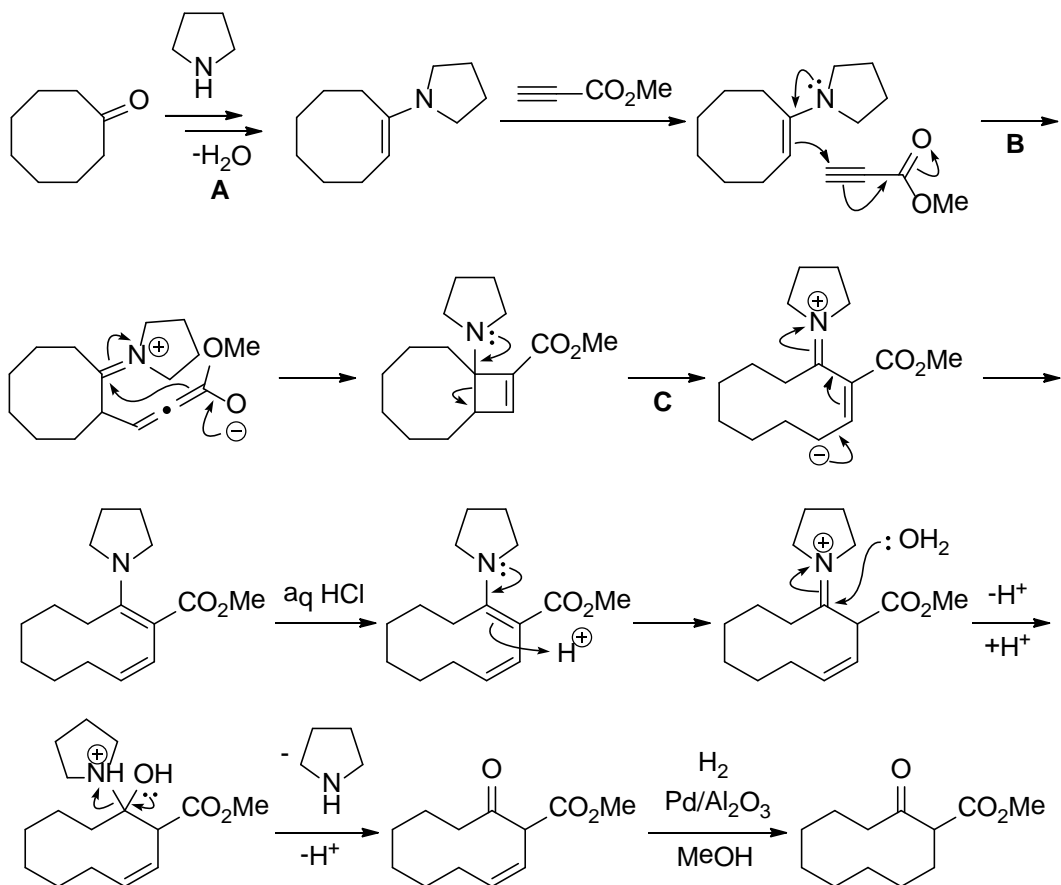
B053



Brown, J. M.; Evans, P. L.; James, A. P. *Org. Synth., Coll. Vol.* VIII **1993**, 420.

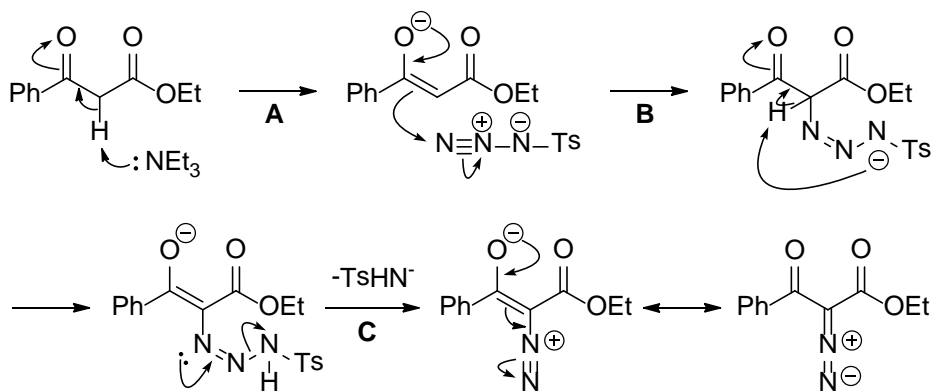
Morita-Baylis-Hillman reaction. **A**: Michael addition of DABCO. **B**: Aldol reaction. **C**: Elimination of DABCO.

B054



A: Formation of an enamine. **B:** Astepwise formation of the four-membered ring by means of Michael addition. **C:** Cleavage of the cyclobutene to release the ring strain.

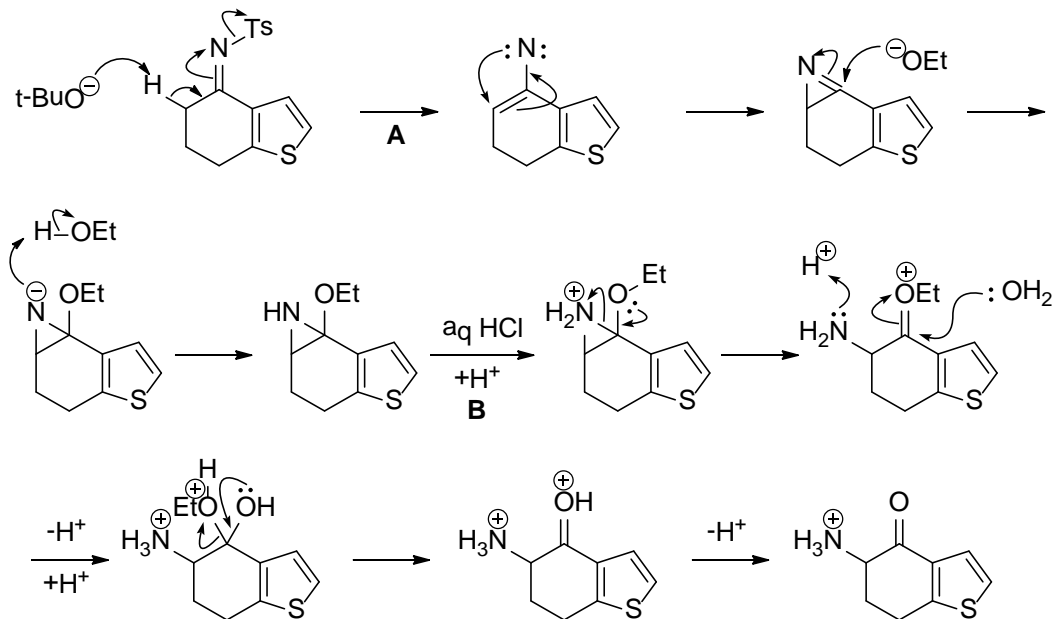
B055



Lall, M. S.; Ramtohol, Y. K.; James, M. N. G.; Vederas, J. C. *J. Org. Chem.* **2002**, 67, 1536.

Regiz Diazo transfer reaction. **A:** pK_a $\text{RCOCH}_2\text{CO}_2\text{R} = 11$, $\text{HNEt}_3^+ = 10.7$. **B:** Attack on the less hindered, electrophilic nitrogen. **C:** pK_a $\text{PhSO}_2\text{NH}_2 = 8.5$:

B056

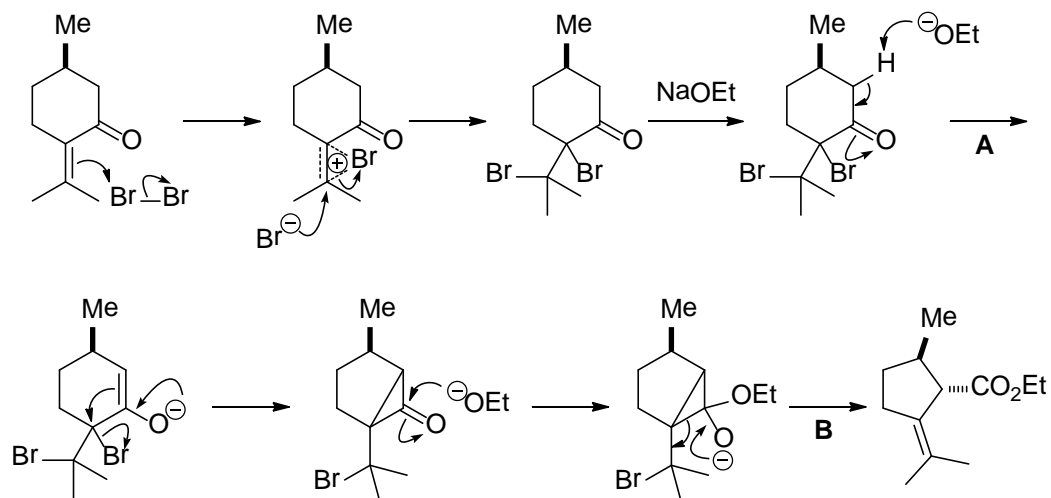


Dijkstra, D.; Rodenhuis, N.; Vermeulen, E. S.; Pugsley, T. A.; Wise, L. D.; Wikstrm, H. V.

J. Med. Chem. **2002**, 45, 3022.

Neber rearrangement. **A:** Generation of a nitrene to form the azirine, which then undergoes addition of ethanol. **B:** Acidic hydrolysis of the ethoxyaziridine.

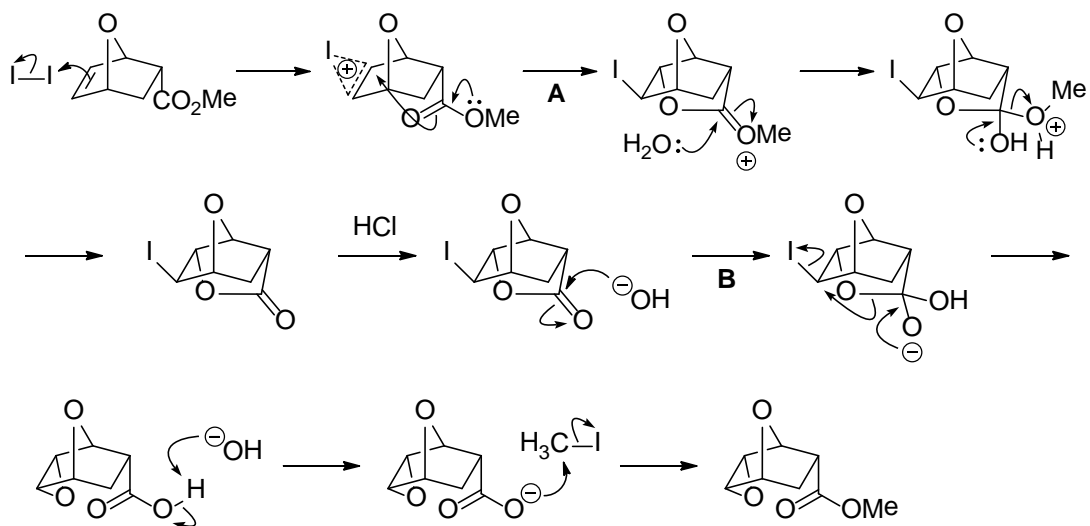
B057



Marx, J. N.; Norman, L. R. *J. Org. Chem.* **1975**, 40, 1602.

A: Favorskii rearrangement ([ref](#) A069). **B:** Cleavage of the strained cyclopropanone with a concurrent elimination of the bromide (formation of the thermodynamically more stable trans-ester).

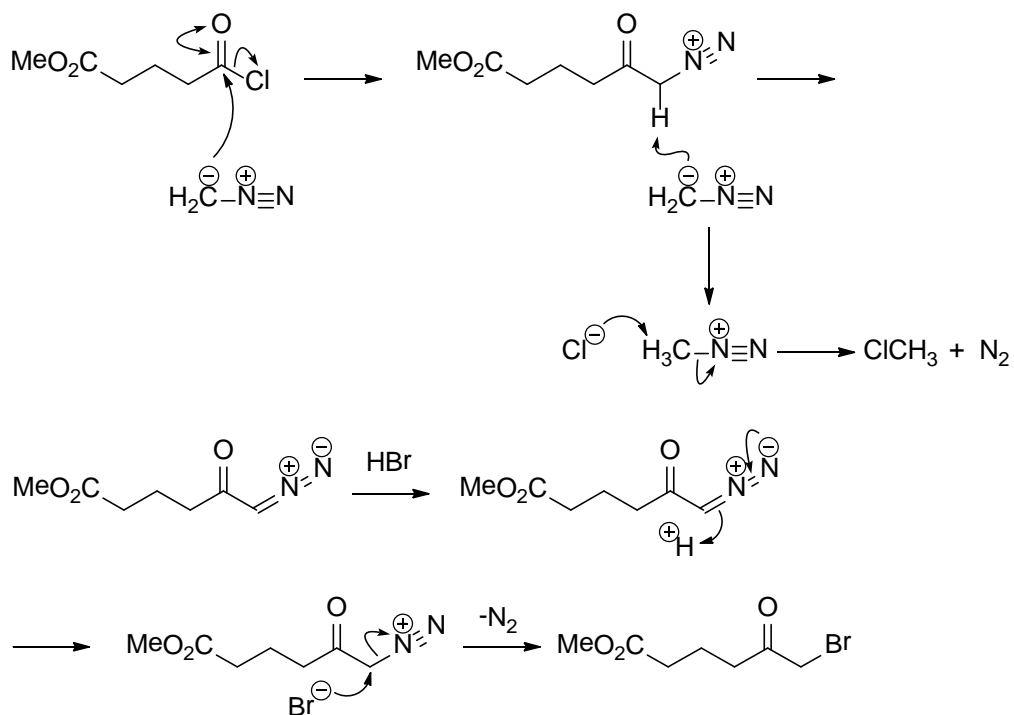
B058



Shoji, M.; Yamaguchi, J.; Kakeya, H.; Osada, H.; Hayashi, Y. *Angew. Chem. Int. Ed.* **2002**, 41, 319;

A: Iodolactonization. **B:** Hydrolysis of the lactone followed by formation of the epoxide.

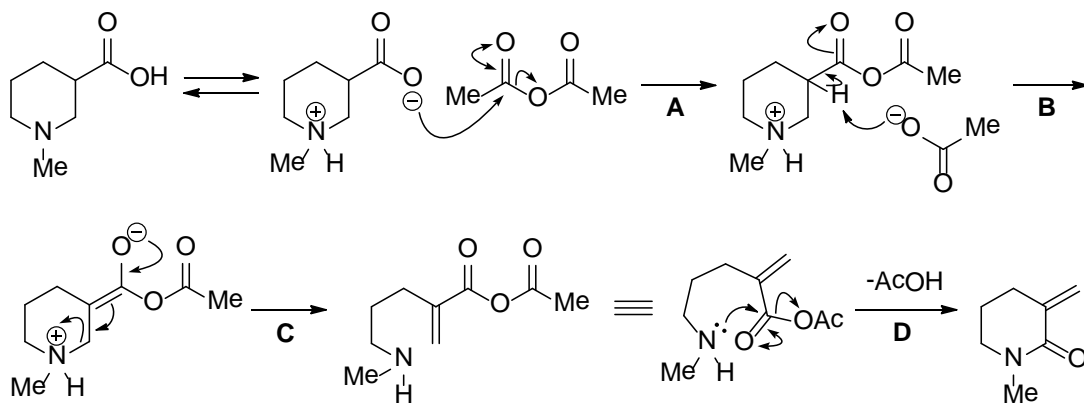
B059



Nair, V.; Jahnke, T. S. *Tetrahedron* **1987**, 43 4257.

Excess diazomethane is needed to scavenge HCl.

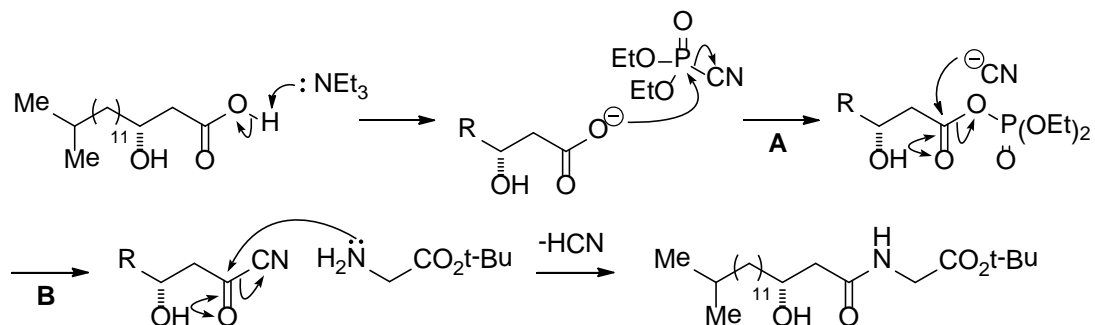
B060



Rueppel, M. L.; Rapoport, H. *J. Am. Chem. Soc.* **1978**, 92, 5781.

A: Formation of a mixed anhydride. **B:** $\text{pK}_a(\text{CH}_3\text{CO})_2\text{O} = 13.5$. **C:** β -Elimination. **D:** Intramolecular acylation is faster than intermolecular one.

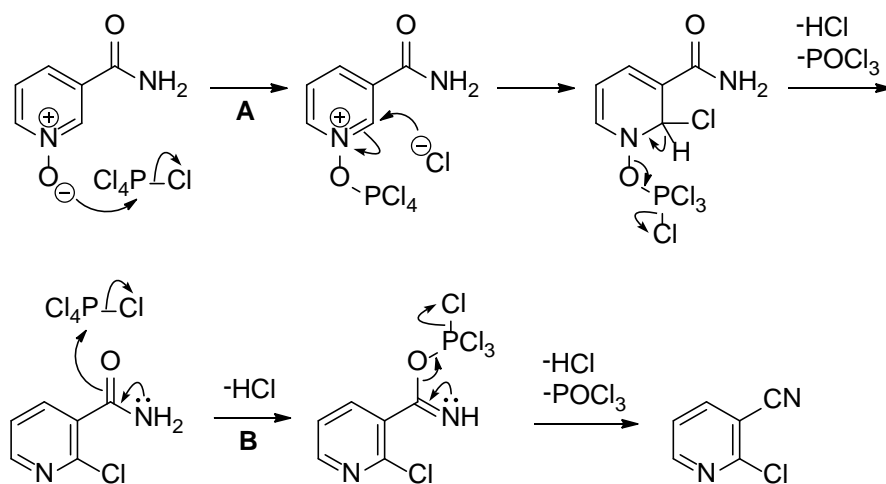
B061



Shioiri, T.; Terao, Y.; Irako, N.; Aoyama, T. *Tetrahedron* **1998**, 54, 15701.

A: Formation of a mixed anhydride. **B:** Formation of the reactive acyl cyanide.

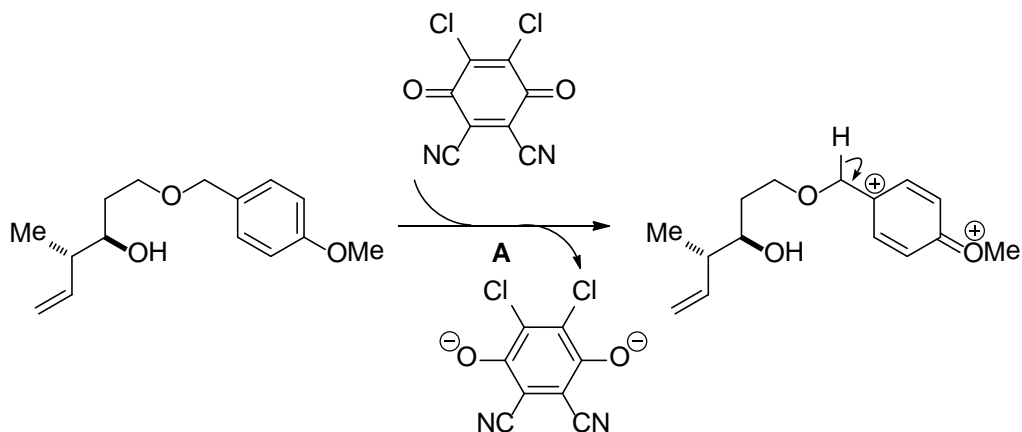
B062

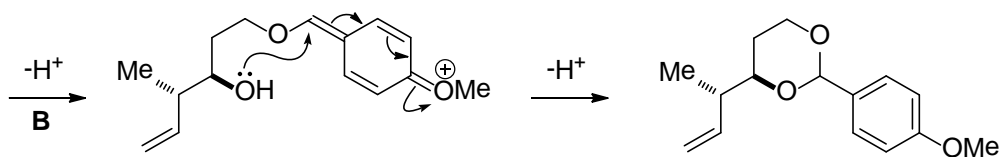


Taylor, E. C., Jr.; Crovetti, A. J. *Org. Synth., Coll. Vol. IV* **1963**, 166.

A: Activation of the N-oxide with PCl_5 . **B:** Dehydration of the amide.

B063



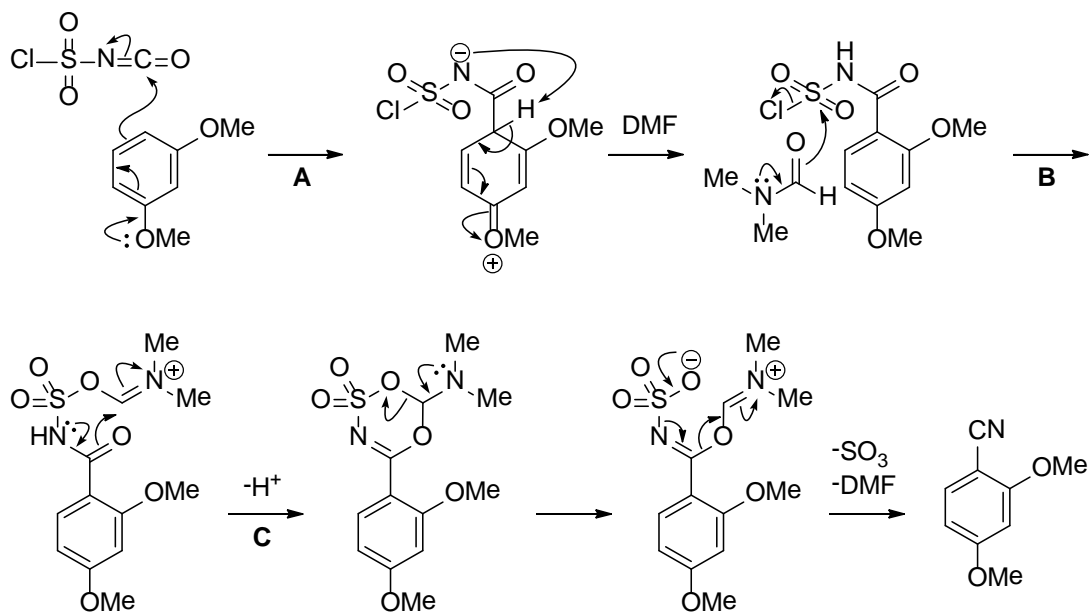


Crimmins, M. T.; Siliphaivanh, P. *Org. Lett.* **2003**, *5*, 4641.

A: Transfer of two electrons from the starting material to DDQ by forming a charge-transfer complex.

B: Deprotonation to form a p-quinonemethide-type intermediate.

B064

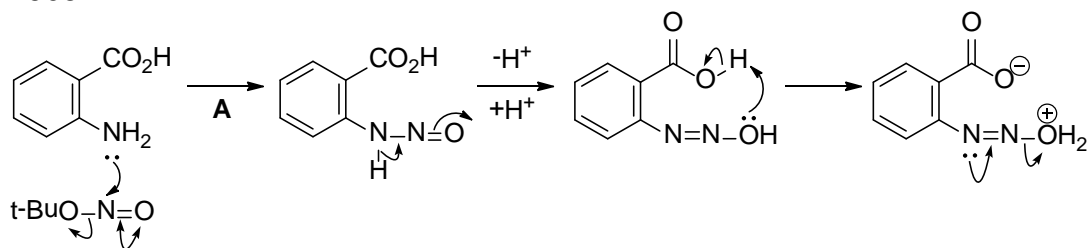


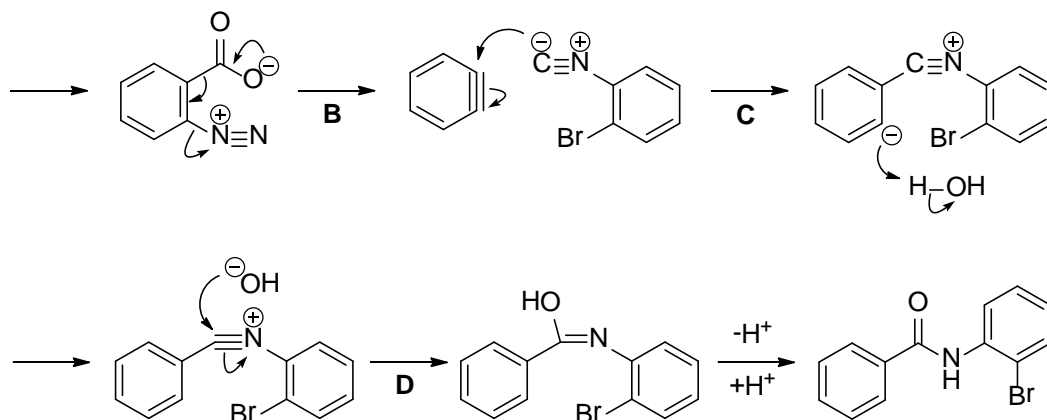
Lohaus, G. *Chem. Ber.* **1967**, *100*, 2719.

A: Electrophilic substitution of an electron-rich aromatic compound. **B:** Attack on the oxygen of DMF.

C: Cyclization followed by fragmentation to form the nitrile.

B065

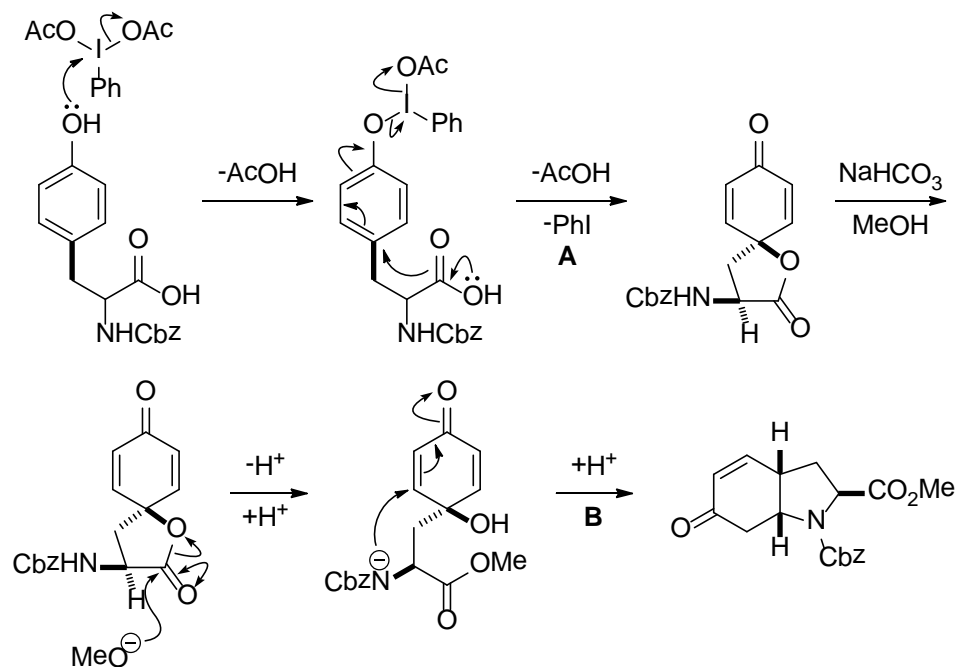




Rigby, J. H.; Laurent, S. *J. Org. Chem.* **1998**, 63, 6742.

A: Formation of a diazonium salt (ref A037). **B:** Formation of a benzene with a loss of CO₂ and N₂.
C: Nucleophilic addition of the isocyanide. **D:** Addition of water to the nitrilium ion.

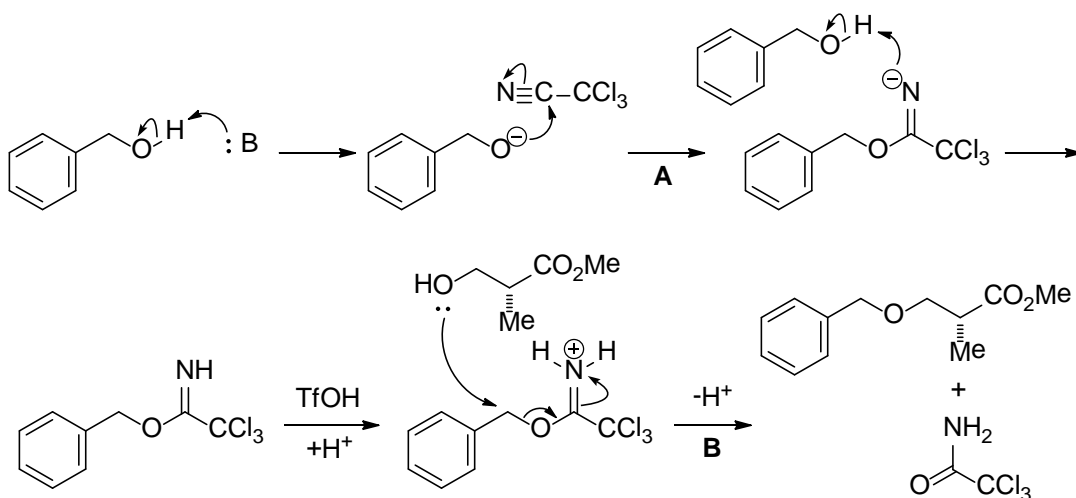
B066



Wipf, P.; Li, W. *J. Org. Chem.* **1999**, 64, 4576.

A: Oxidative lactonization of N-Cbz tyrosine. **B:** Intramolecular Michael addition to the cross-conjugated dienone.

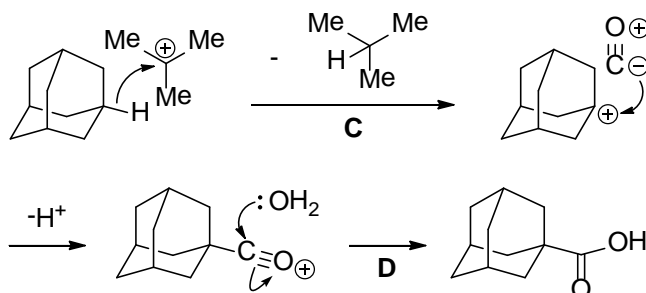
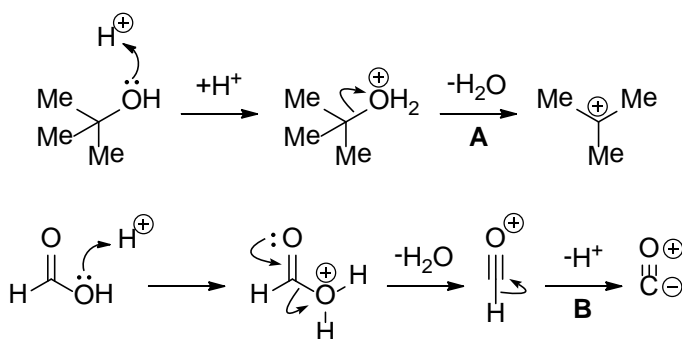
B067



White, J. D.; Reddy, G. N.; Spessard, G. O. *J. Am. Chem. Soc.* **1988**, 110, 1624.

A: Addition of benzyl alcohol to electron-deficient CCl₃CN with a help of catalytic amount of base. **B:** Fterification of alcohols under acidic conditions.

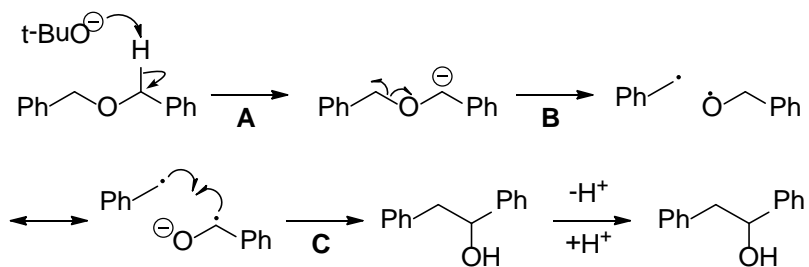
B068



Koch, H.; Haaf, W. *Org. Synth., Coll. Vol.* V **1973**, 20.

A: Formation of a stable t-butyl cation. **B:** Generation of CO by dehydration of formic acid. **C:** Hydride abstraction from the bridgehead of adamantane. **D:** Addition of CO to form an acylium ion.

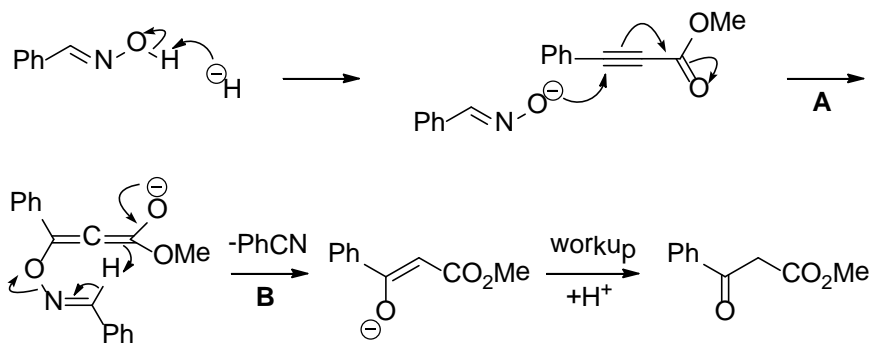
B069



Hauser, C. R.; Kantor, S. W. *J. Am. Chem. Soc.* **1951**, 73, 1437.

[1,2] Wittig rearrangement. **A:** $\text{p}K_{\text{a}}(\text{PhCH}_3) = 41$, $n\text{-BuH} = 50$. **B:** Homolytic cleavage to form a radical anion. **C:** A facile radical recombination in a solvent cage.

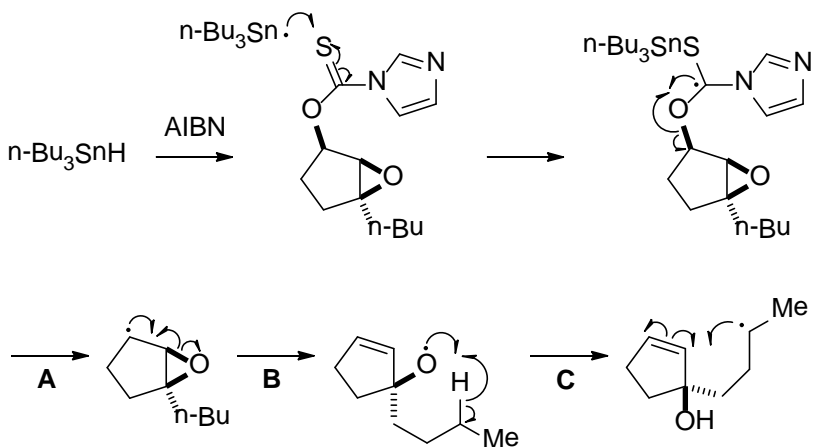
B070

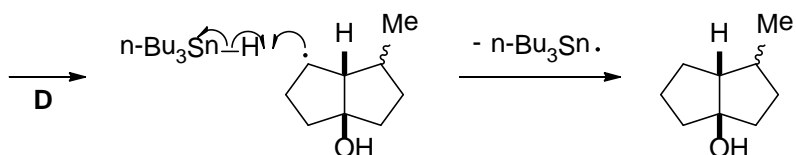


Gómez, V.; Perez-Medrano, A.; Muchowski, J. M. *J. Org. Chem.* **1994**, 59, 1219

A: Michael addition of an oxime anion. **B:** Intramolecular deprotonation to cause fragmentation.

B071

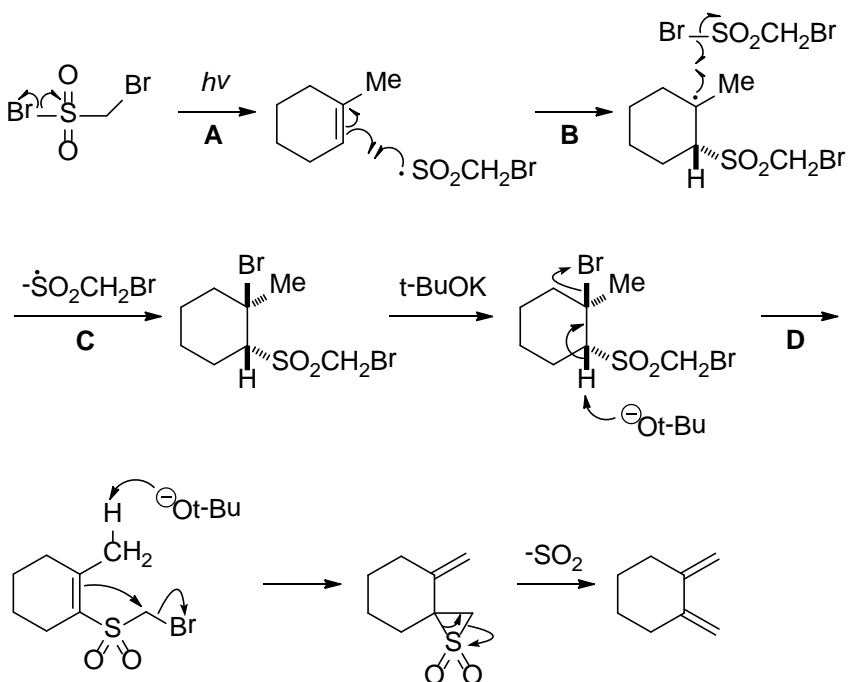




Rawal, V. H.; Newton, R. C.; Krishnamurthy, V. J. *Org. Chem.* **1990**, 55, 5181.

A: Barton-McCombie deoxygenation (ref A051). **B:** Cleavage of the strained epoxide ring. **C:** Intramolecular abstraction of a hydrogen via a six-membered transition state. **D:** 5-exo-trig Radical cyclization.

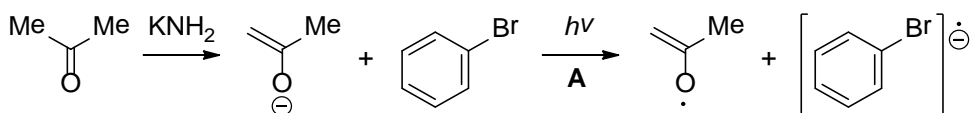
B072

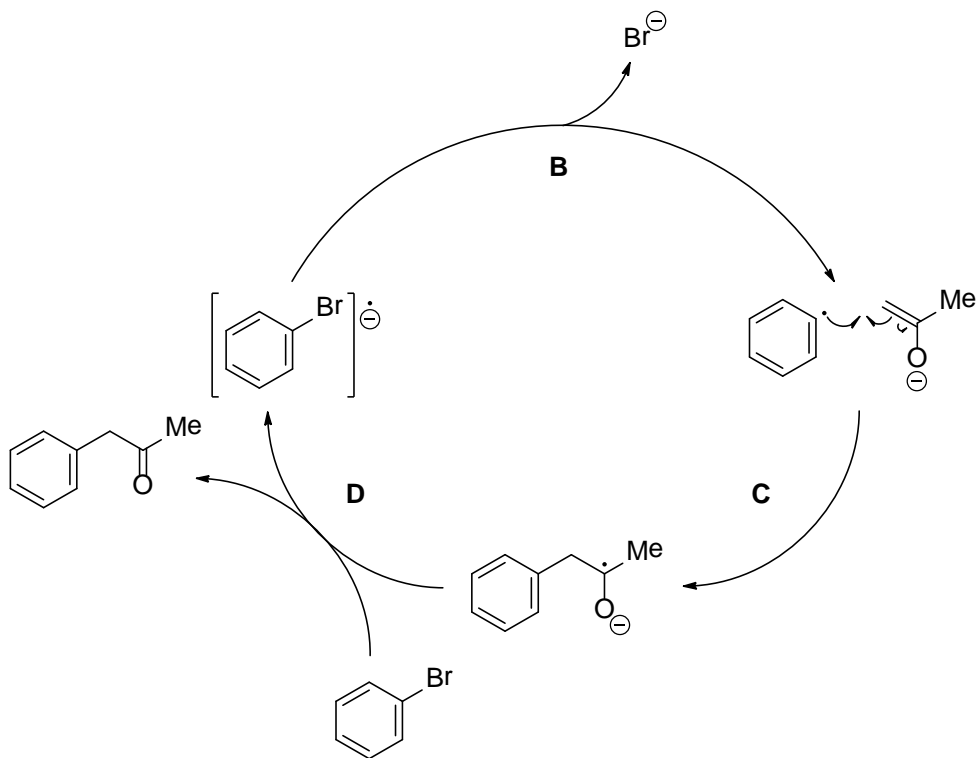


Block, E.; Aslam, M. *Org. Synth., Coll. Vol.* VIII **1993**, 212.

A: Photo-induced homolytic cleavage to form a sulfenyl radical. **B:** Addition to the olefin to form a stable tertiary radical. **C:** Attack on the bromide of the reagent (radical chain reaction). **D:** Elimination of HBr followed by vinylogous Ramberg-Bäcklund reaction.

B073

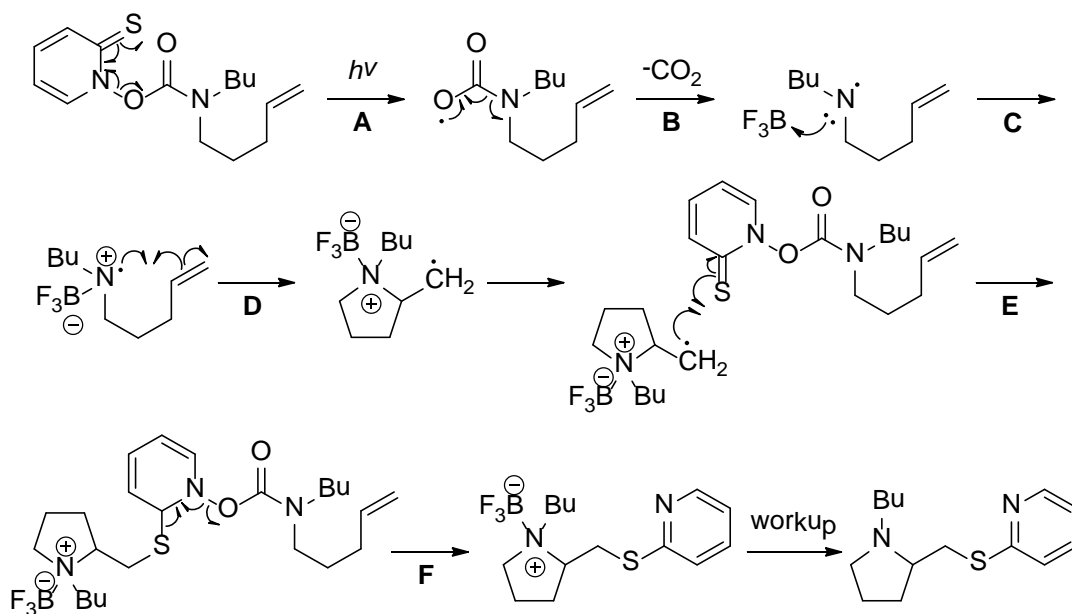




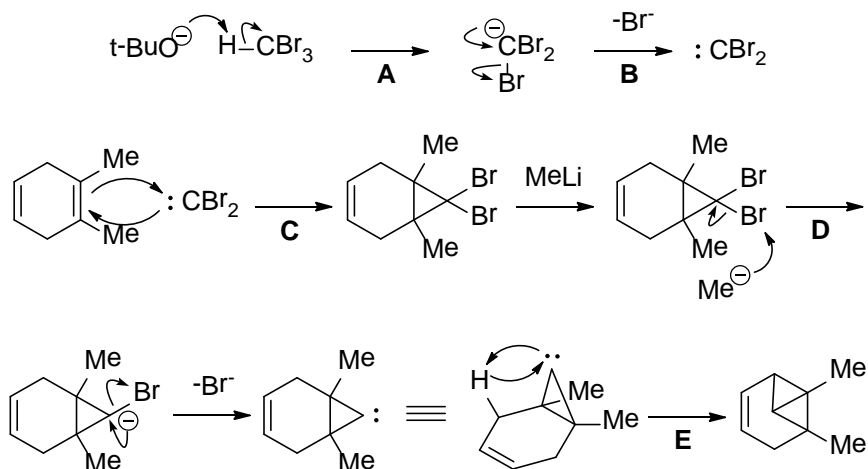
Rossi, R. A.; Bunnett, J. F. *J. Org. Chem.* **1973**, *38*, 3020.

SRN1 reaction. **A**: SET to bromobenzene to form a radical anion. **B**: Fragmentation of the radical anion to form a phenyl radical. **C**: Addition to enolate to form a radical anion. **D**: SET to continue the radical chain reaction.

B074

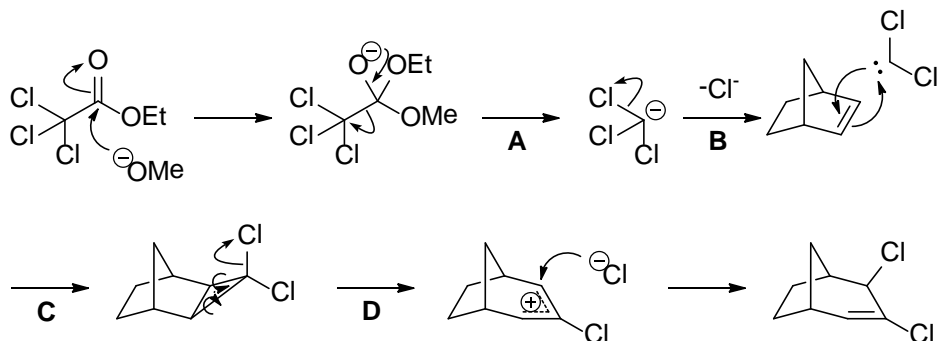


A: Photo-induced homolytic cleavage. **B:** Decarboxylation to form an aminyl radical. **C:** Activation of the aminyl radical by Lewis acid. **D:** Kinetically favored 5-exo-trig radical cyclization. **E:** Group transfer reaction.

B075

Taylor, R. T.; Paquette, L. A. *Org. Synth., Coll. Vol. VIII* **1990**, 200.

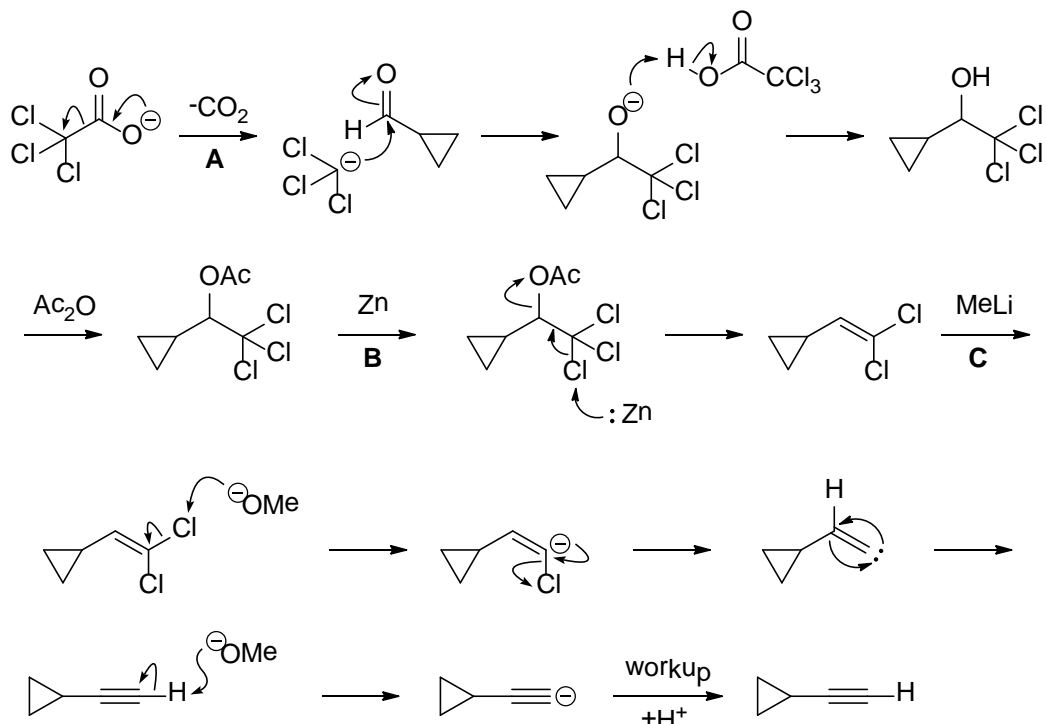
A: $\text{pK}_a \text{CHCl}_3 = 13.6$. **B:** α -Elimination to form dichlorocarbene. **C:** Cyclopropanation of the more electron-rich, tetrasubstituted olefin. **D:** Halogen-lithium exchange and subsequent α -elimination to form a carbene. **E:** C-H insertion of the carbene (the corresponding allene cannot be formed due to the excessive ring strain. **ref** A061).

B076

Jefford, C. W.; Gunsher, J.; Hill, D. T.; Brun, P.; Gras, J. L.; Waegelt, B. *Org. Synth., Coll. Vol. VI* **1988**, 142.

A: $\text{pK}_a \text{CHCl}_3 = 13.6$. **B:** Generation of dichlorocarbene. **C:** Cyclopropanation from the sterically less hindered exo-side. **D:** 2e Disrotatory electrocyclic reaction to form an allyl cation.

B077

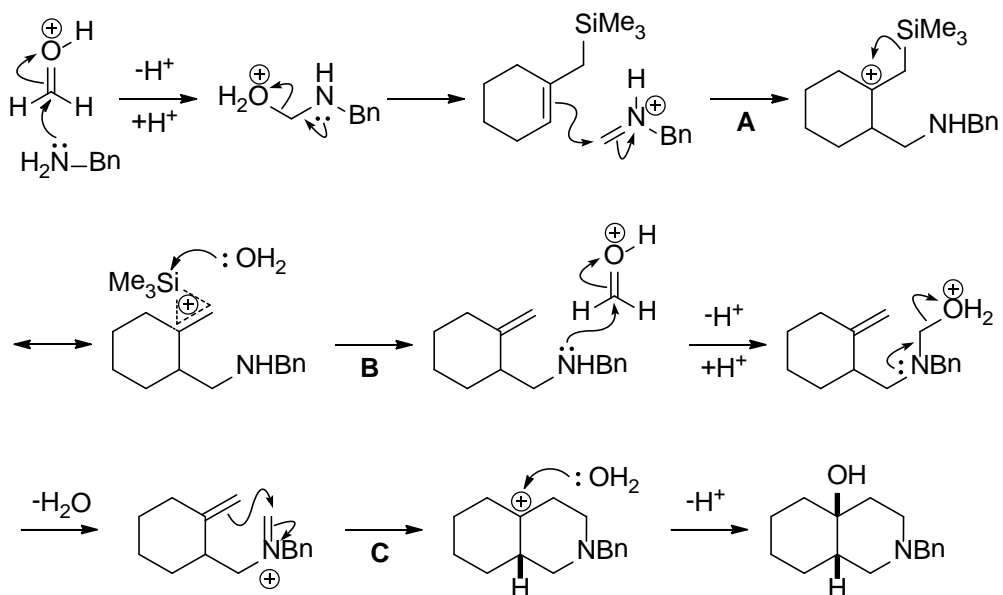


Wang, Z.; Campagna, S.; Xu, G.; Pierce, M. E.; Fortunak, J. M.; Confalone, P. N.

Tetrahedron Lett. **2000**, 41, 4007.

A: pK_a $\text{CHCl}_3 = 13.6$. B: Reduction with Zn to form a gem-dichloroolefin. C: Corey-Fuchs-type alkylation (ref B049).

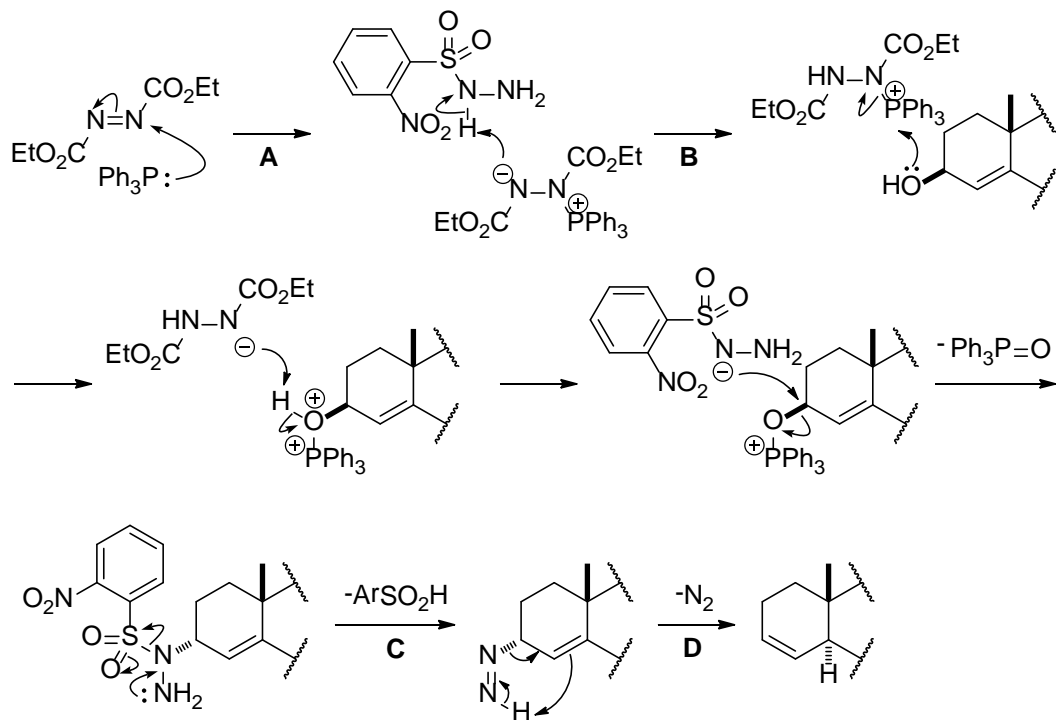
B078



Larsen, S. D.; Grieco, P. A.; Fobare, W. E *J. Am. Chem. Soc.* **1986**, 108, 3512.

A: Addition of an allylsilane to the iminium ion (a silyl group can stabilize the β -carbocation). **B:** Desilylation to form an olefin. **C:** Olefin-iminium ion cyclization to form a stable tertiary carbocation.

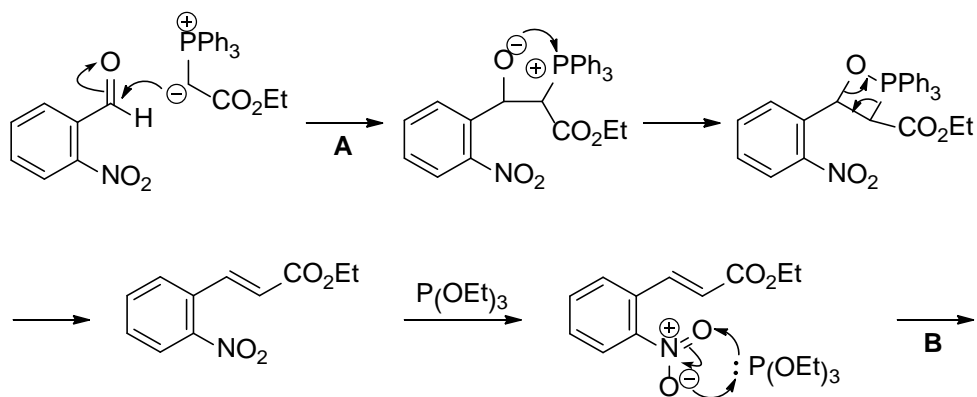
B079

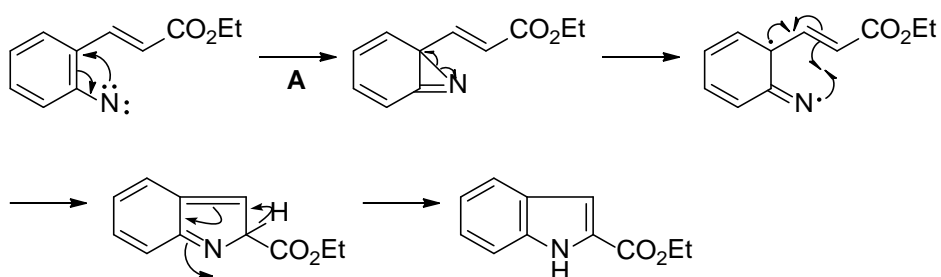
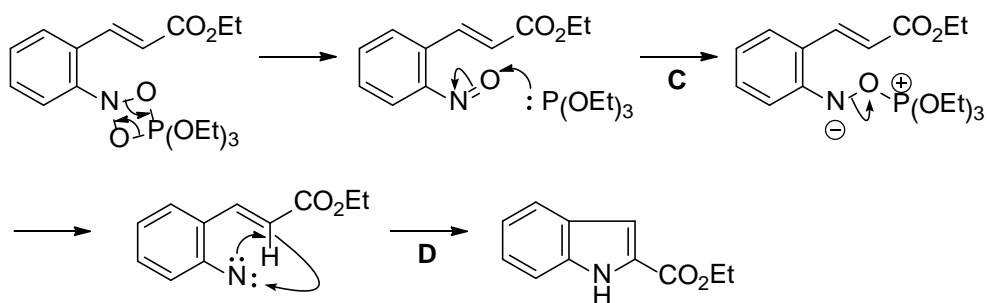


Myers, A. G.; Zheng, B. *Tetrahedron Lett.* **1996**, 37, 4841.

A: Mitsunobu reaction (ref A045). **B:** Deprotonation of the more acidic proton. **C:** Elimination of a sulfinate ion. **D:** Elimination of N_2 via a concerted mechanism.

B080

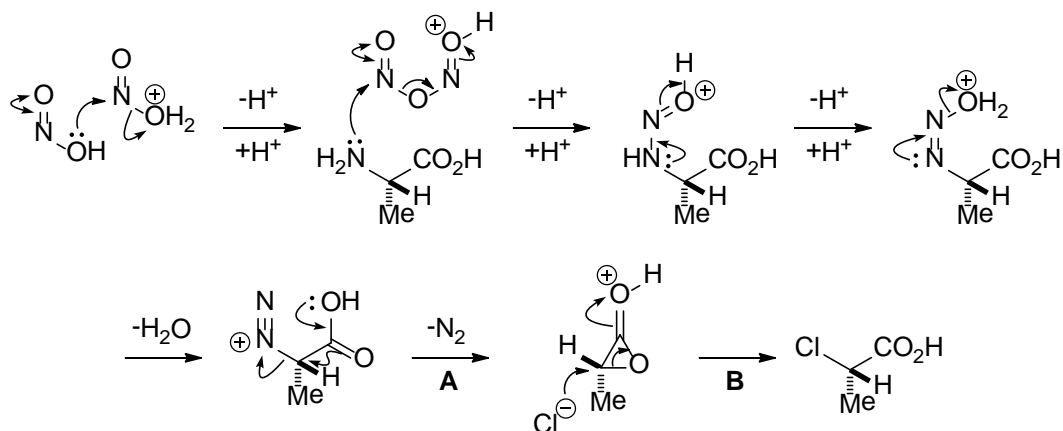




Mali, R. S.; Yadav, V. J. *Synthesis* **1984**, 862.

A: Wittig reaction. **B:** [4+2] Cheletropic reaction and elimination of a phosphate to form a nitroso intermediate. **C:** Deoxygenation of the nitroso compound to form a nitrene. **D:** Formation of the indole could be interpreted as a result of either 1) a direct C-H insertion or 2) formation of the azirine followed by homolytic cleavage and recombination of the resulting diradical.

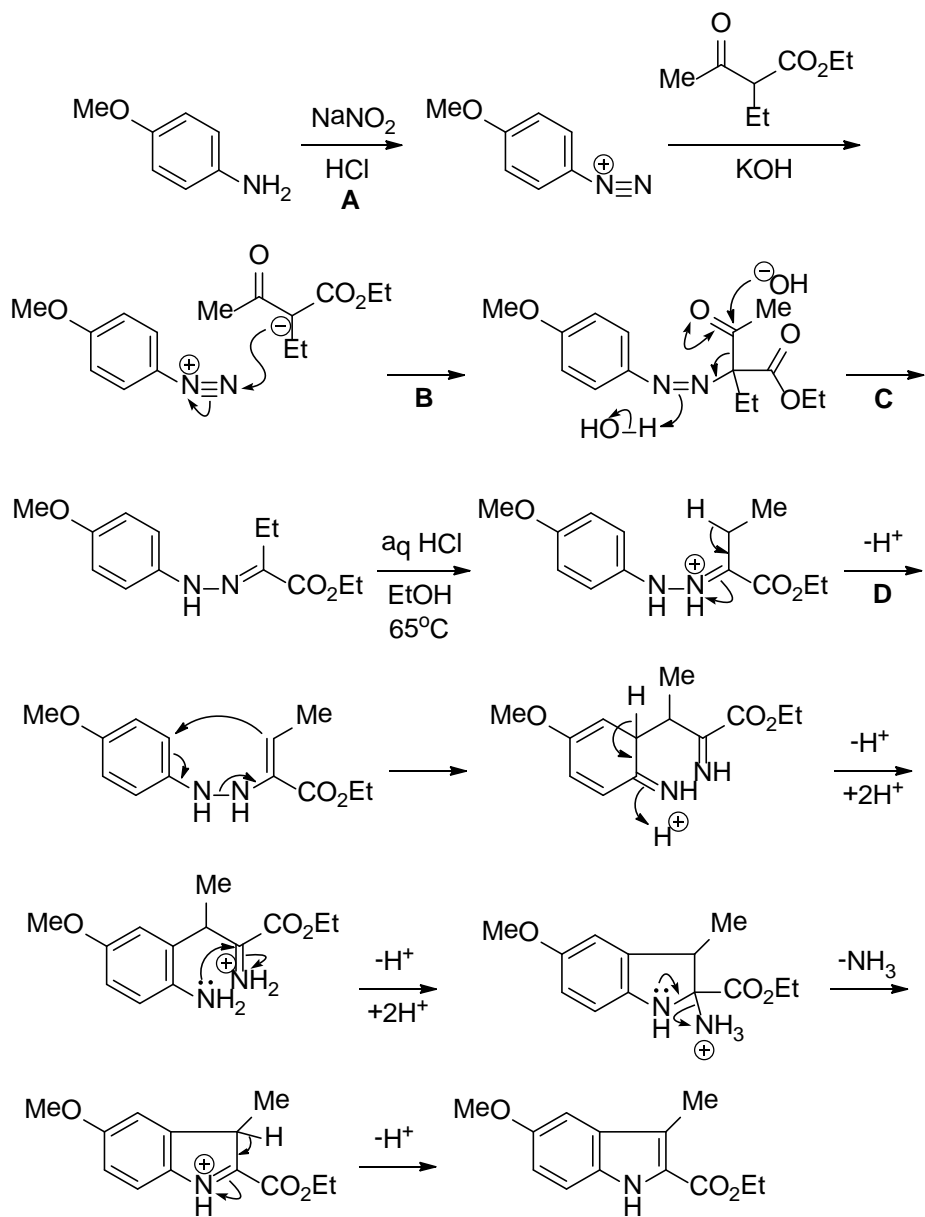
B081



Koppenhoefer, B.; Schurig, V. *Org. Synth., Coll. Vol. VIII* **1993**, 119

A: Formation of a very reactive α -lactone via a diazonium salt. **B:** Cleavage of the α -lactone with chloride ion. The stereochemistry of the α -position is retained as a result of the double inversion.

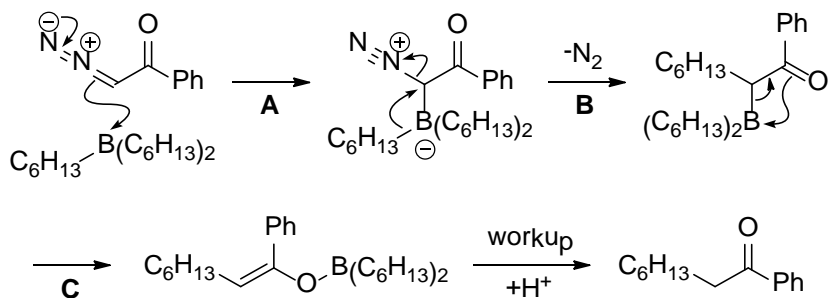
B082



Zhao, S.; Liao, X.; Wang, T.; Flippen-Anderson, J.; Cook, J. M.
J. Org. Chem. **2003**, 68, 6279.

Japp-Klingemann reaction and Fischer indole synthesis. **A:** Formation of a diazonium salt. **B:** Addition of the enolate to the diazonium salt. **C:** Ketone cleavage of β -ketoester to form a hydrazine. **D:** Fischer indole synthesis (ref B031).

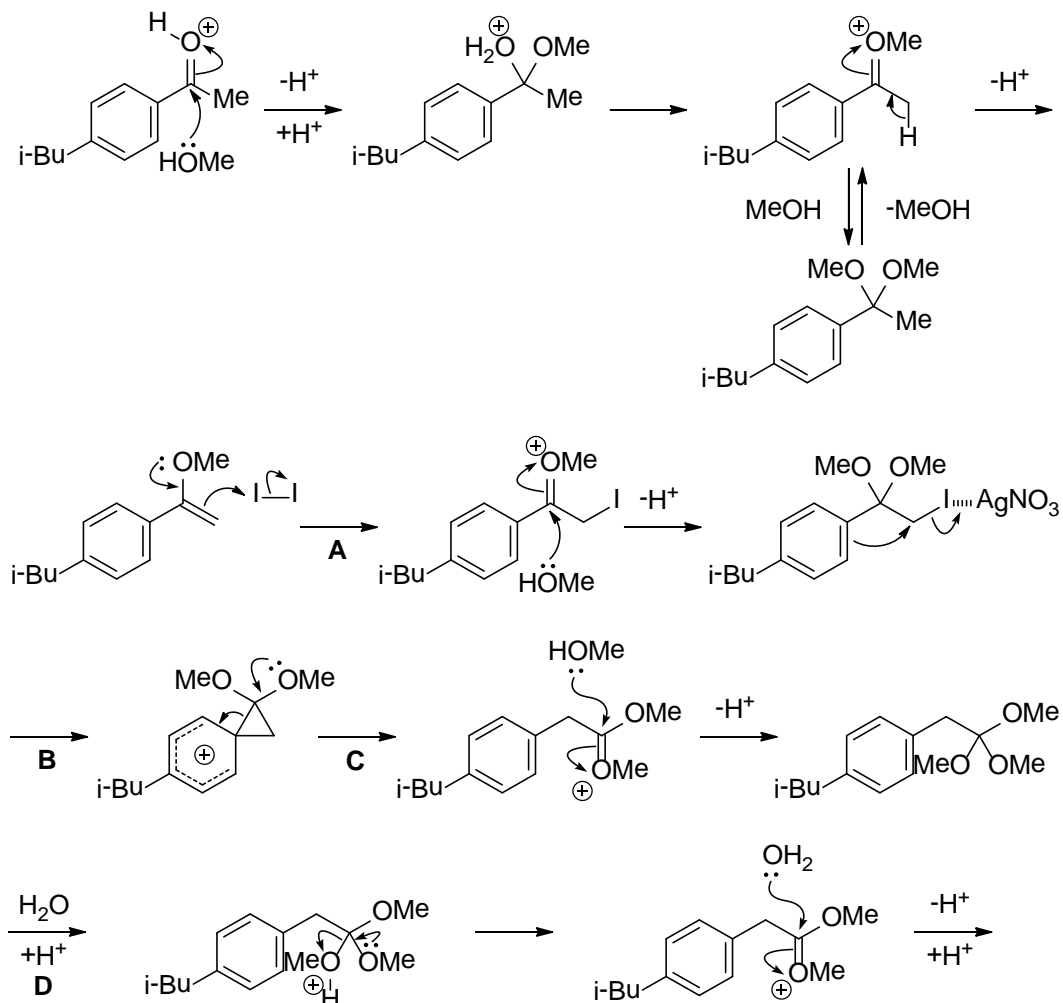
B083

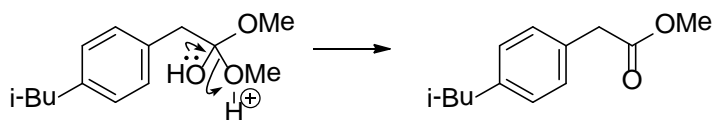


Kono, H.; Hooz, J. *Org. Synth., Coll. Vol. VI* **1988**, 919.

A: Attack of a diazoketone to $\text{B}(\text{n-hexyl})_3$ to form an ate complex. **B:** Elimination of N_2 with a simultaneous migration of n-hexyl group. **C:** Formation of a boron enolate.

B084

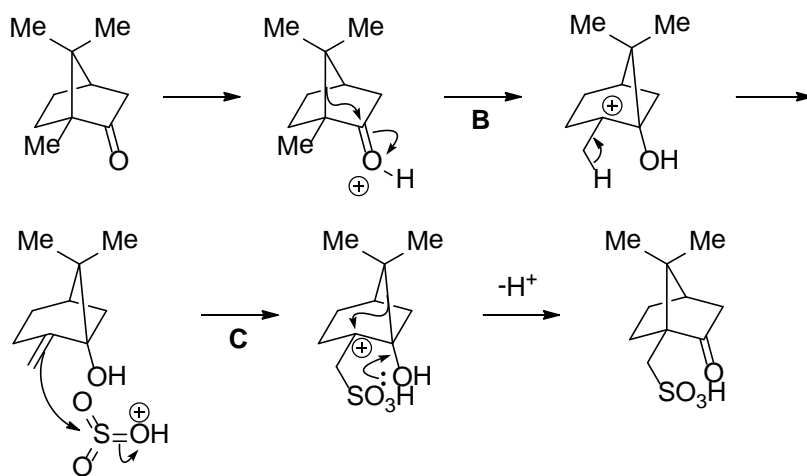
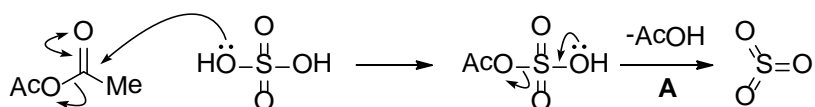




Oppolzer, W.; Rosset, S.; Brabander, J. D. *Tetrahedron Lett.* **1997**, 38, 1539.

A: Iodination of the enol ether with concomitant formation of a dimethyl acetal. **B:** Activation of the iodide with a silver ion to form a phenonium ion. **C:** Restoration of the aromaticity causes a cleavage of the electron-rich cyclopropane ring. **D:** The orthoester thus formed undergoes a facile hydrolysis to give the ester.

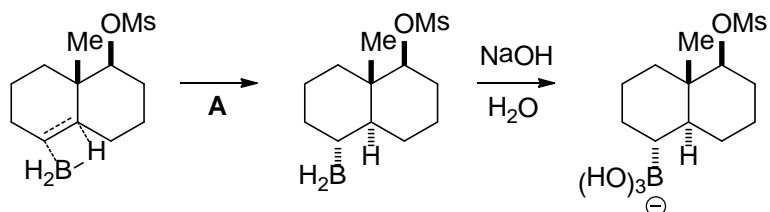
B085

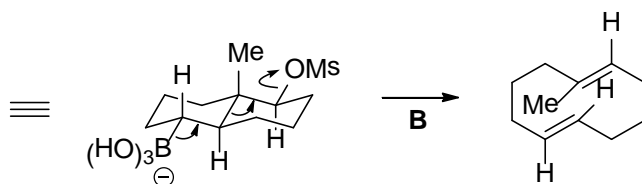


Bartlett, P. D.; Knox, L. H. *Org. Synth., Coll Vol V* **1973**, 194.

A: Generation of SO_3 . **B:** Wagner-Meerwein-type rearrangement. **C:** Sulfonation of the olefin to form a stable tertiary carbocation.

B086

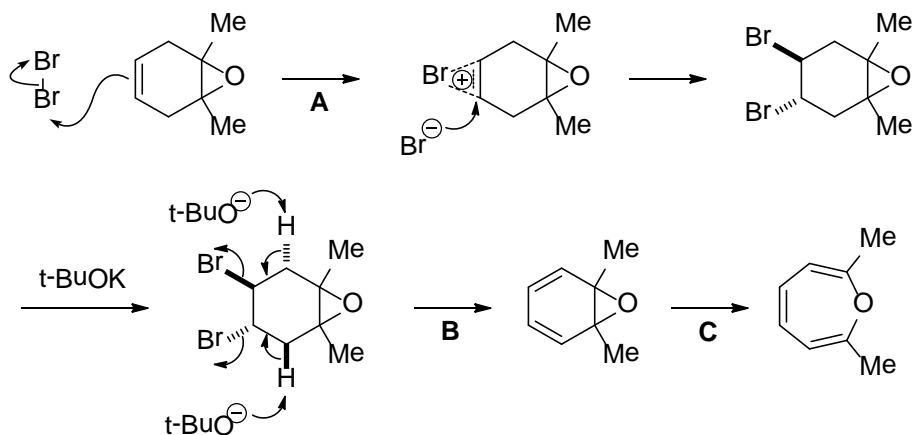




Marshall, J. A.; Bundy, G. L. *J. Am. Chem. Soc.* **1966**, 88, 4291.

A: Hydroboration from the less hindered side. **B:** Grob fragmentation (ref B016).

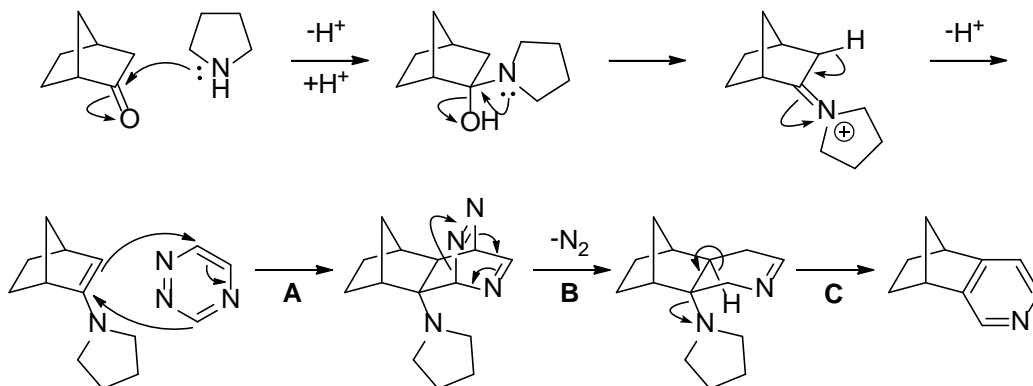
B087



Paquette, L. A.; Barrett, J. H. *Org. Synth., Coll. Vol. V* **1973**, 467.

A: Bromination of the olefin. **B:** Dehydrobromination to form a diene. **C:** 6 π Disrotatory electrocyclic reaction (valence isomerism).

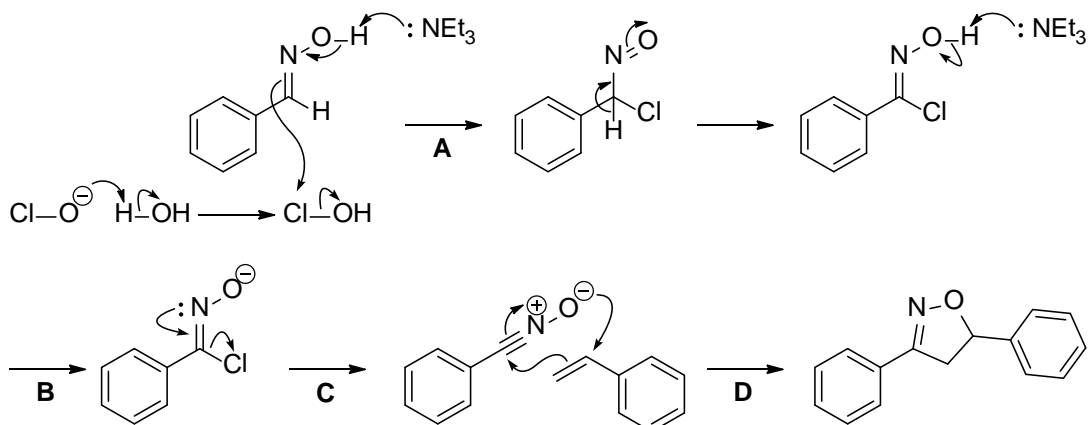
B088



Golka, A.; Keyte, P. J.; Paddon-Row, M. N. *Tetrahedron* **1992**, 48, 7663.

A: Inverse electron demand Diels-Alder reaction. **B:** Retro Diels-Alder reaction. **C:** Aromatization.

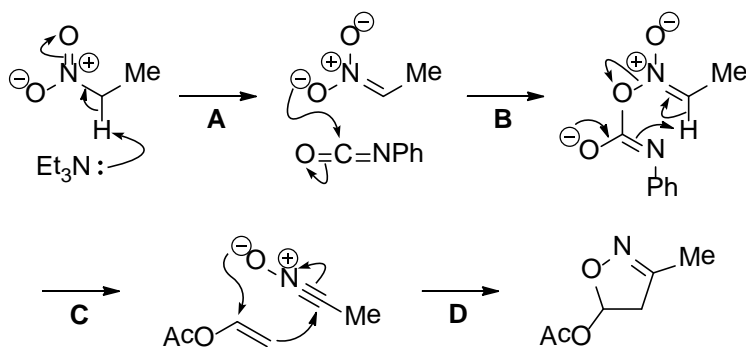
B089



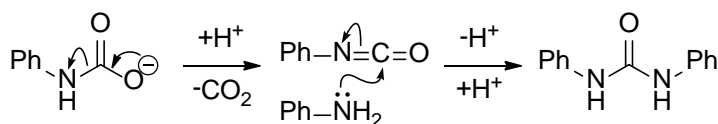
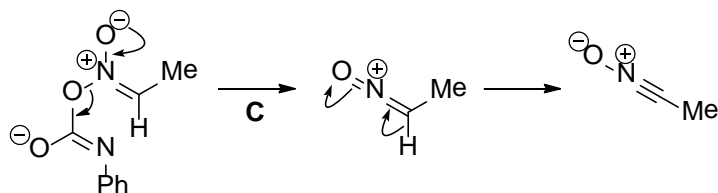
Lee, G. A. *Synthesis* **1982**, 508.

A: Chlorination of an oxime. **B:** Elimination of chloride ion is facilitated by the formation of an oxime anion. **C:** Generation of a nitrile oxide. **D:** 1,3-Dipolar cycloaddition.

B090



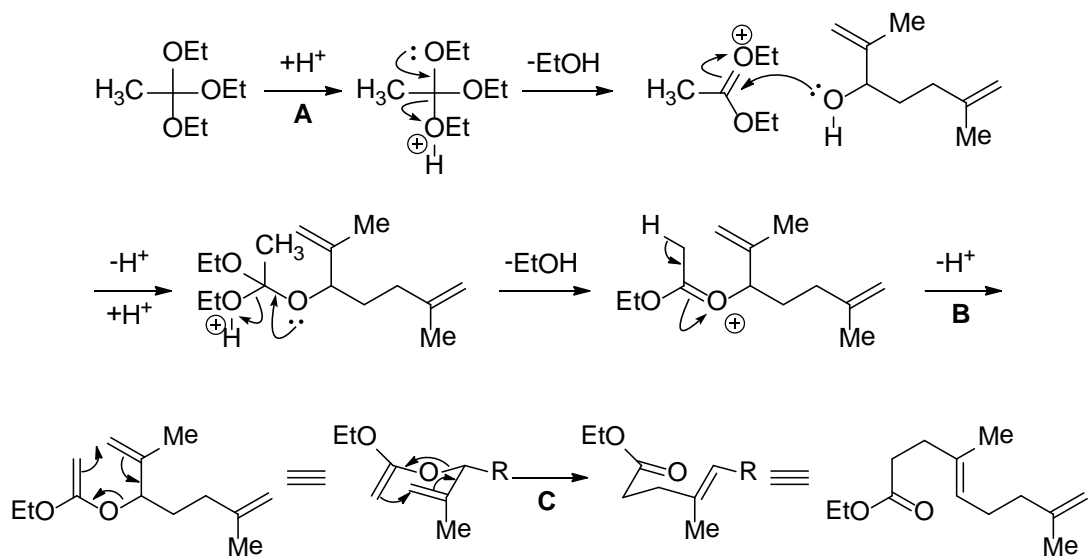
or



Mukaiyama, T.; Hoshino, T. *J. Am. Chem. Soc.* **1960**, 82, 5339.

A: pK_a $\text{CH}_3\text{NO}_2 = 10.2$, $\text{HNEt}_3^+ = 10.7$. **B:** Addition of the nitronate to PhNCO . **C:** Formation of the nitrile oxide might proceed either by 1) syn-elimination of the carbamate ion or 2) elimination of the carbamate ion followed by deprotonation. **D:** 1,3-Dipolar cycloaddition.

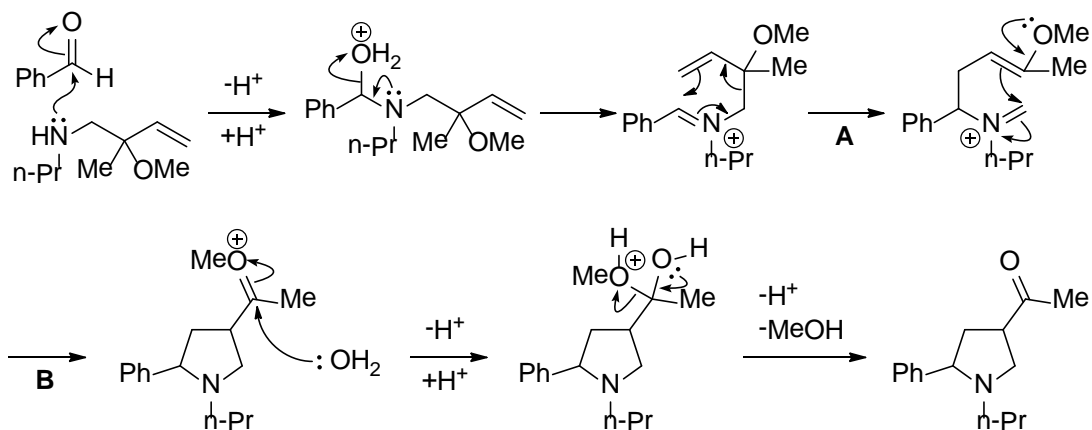
B091



Johnson, W. S.; Werthemann, L.; Bartlett, W. R.; Brocksom, T. J.; Li, T.-t.
J. Am. Chem. Soc. **1970**, 92, 741.

Claisen-Johnson rearrangement. **A**: Acid-catalyzed ether exchange of the orthoester. **B**: Formation of the mixed ketene acetal is effected by removal of ethanol from the reaction system by distillation. **C**: [3,3] Sigmatropic rearrangement via a chair-like transition state to form an (E)-olefin.

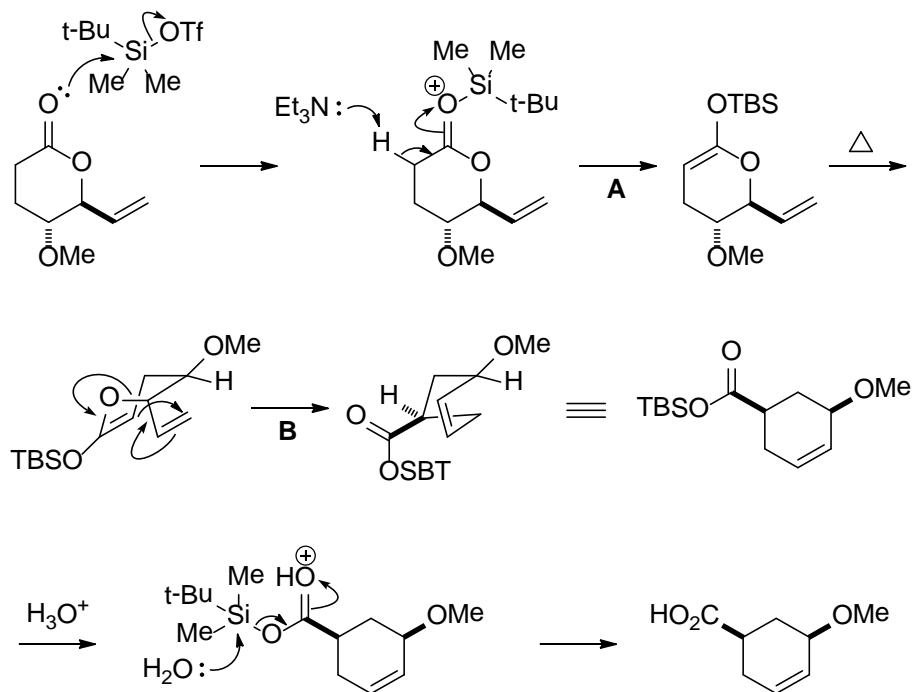
B092



Overman, L. E.; Kakimoto, M.; Okazaki, M. E.; Meier, G. P.
J. Am. Chem. Soc. **1983**, 105, 6622.

A: Aza-Cope rearrangement. **B**: Intramolecular Mannich reaction.

B093

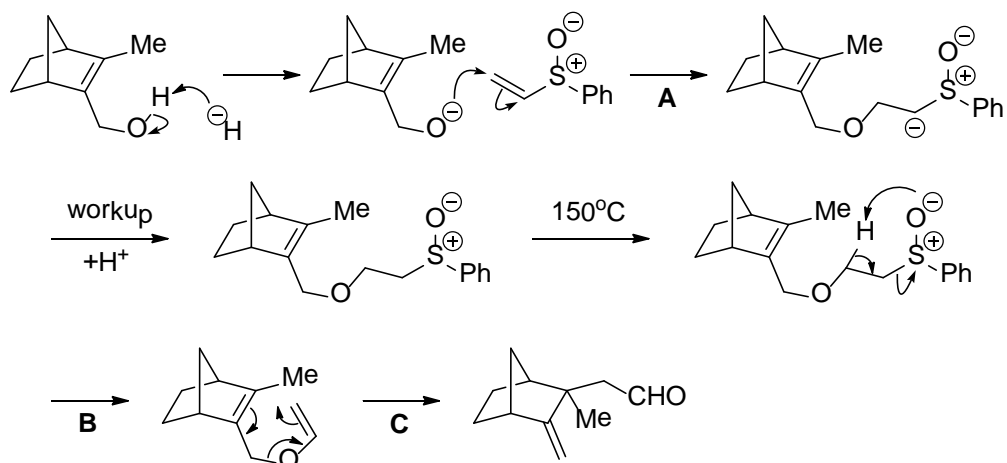


Nakatsuka, M.; Ragan, J. A.; Sammakia, T.; Smith, D. B.; Uehling, D. E.; Schreiber, S. L.

J. Am. Chem. Soc. **1990**, 112, 5583.

Claisen-Ireland rearrangement. **A**: Formation of a ketene silyl acetal. **B**: [3,3] Sigmatropic rearrangement via a boat-like transition state.

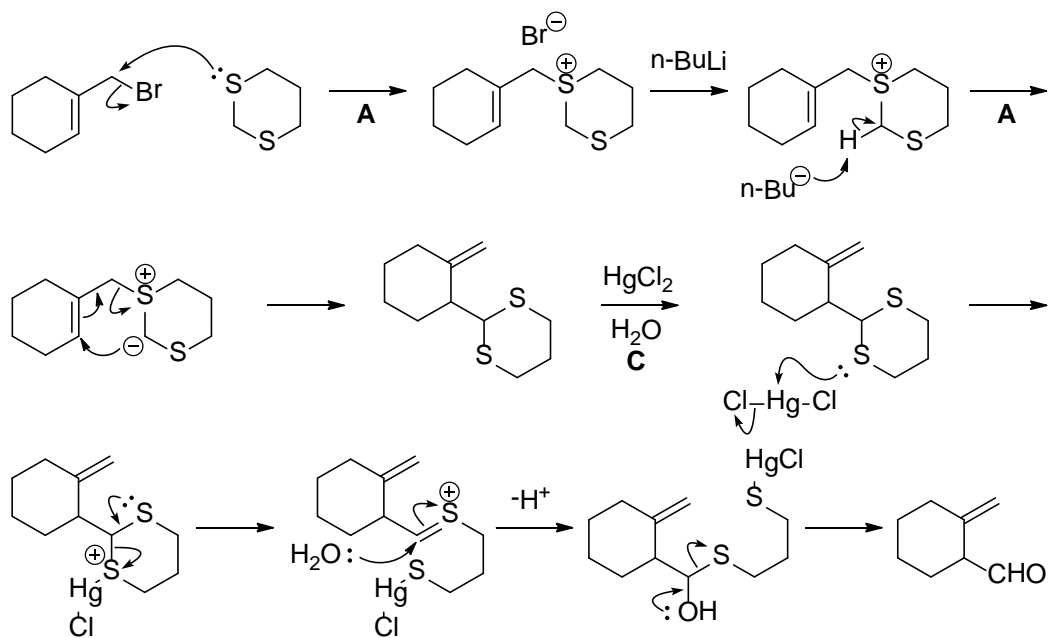
B094



Saito, M.; Kawamura, M.; Ogasawara, K. *Tetrahedron Lett.* **1995**, 36, 9003.

A: Conjugate addition to the vinyl sulfonamide. **B**: syn-Elimination. **C**: Claisen rearrangement.

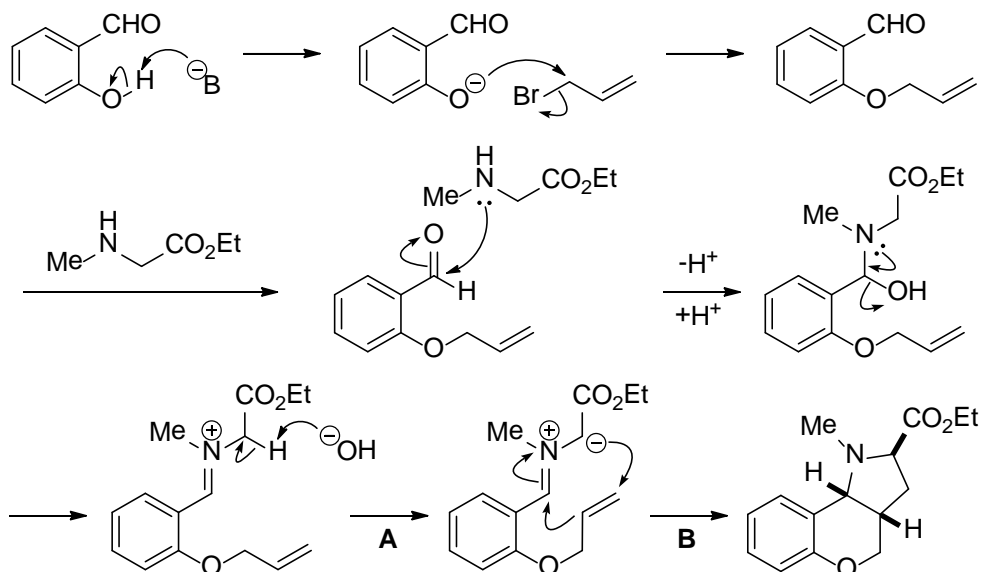
B095



Hunt, E.; Lythgoe, B. *J. Chem. Soc., Chem. Commun.* **1972**, 13, 757.

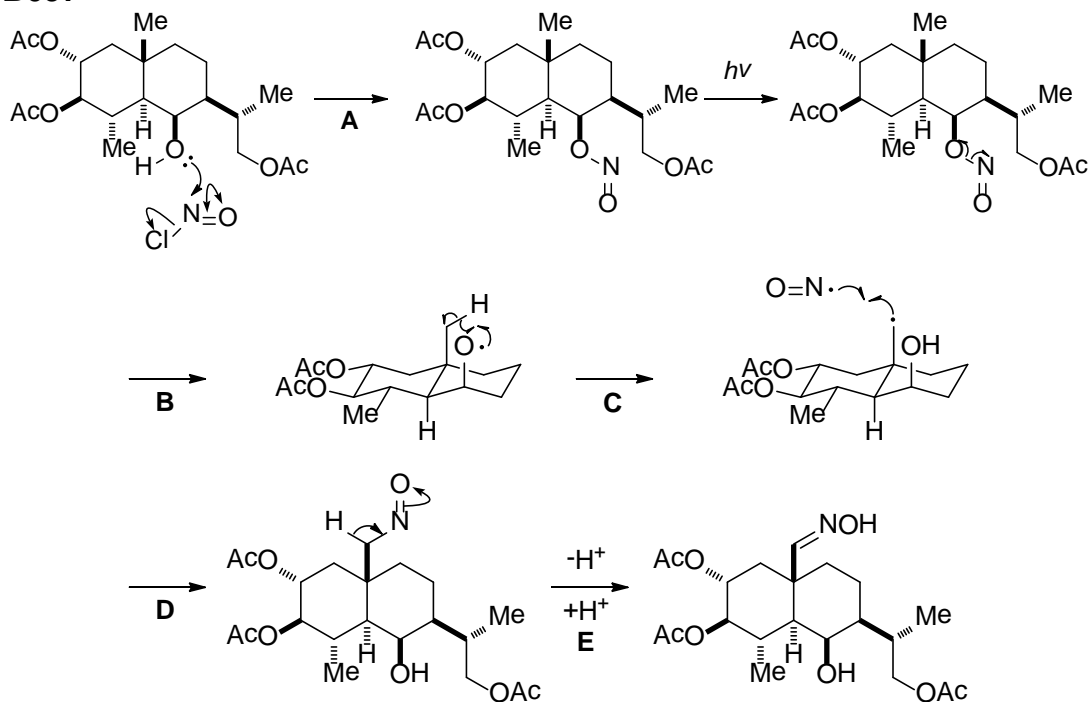
A: Formation of a sulfonium ion. **B:** Deprotonation to form a sulfur ylide, which undergoes [2,3] sigmatropic rearrangement. **C:** Hydrolysis of the thioacetal.

B096



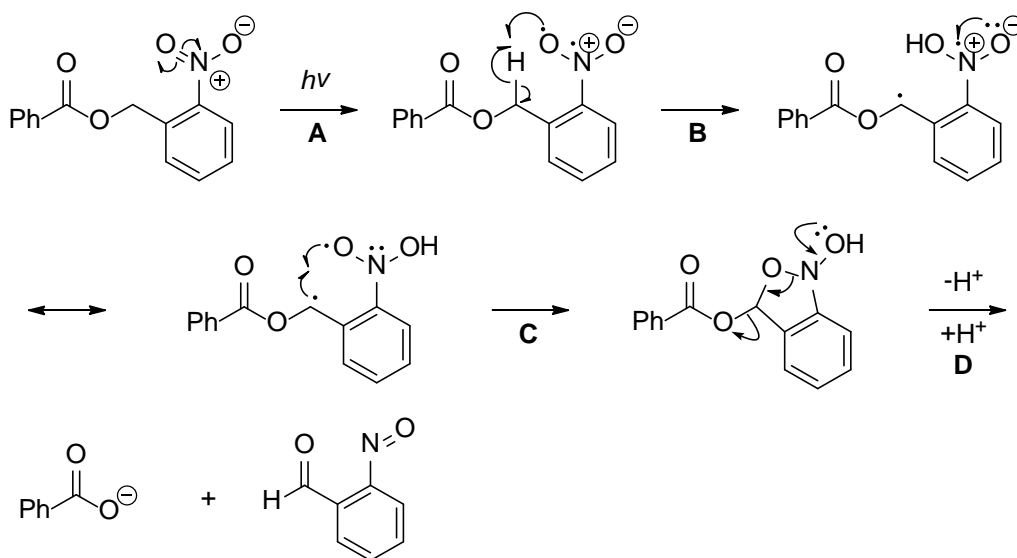
Bashiardes, G.; Safir, I.; Mohamed, A. S.; Barbot, E.; Laduranty, J. *Org. Lett.* **2003**, 5, 4915.

A: Formation of an azomethine ylide. **B:** Intramolecular 1,3-dipolar cycloaddition.

B097

Murai, A.; Nishizakura, K.; Katsui, N.; Masamune, T. *Tetrahedron Lett.* **1975**, 16, 4399.

Barton reaction. **A:** Formation of a nitrite. **B:** Homolytic cleavage. **C:** Abstraction of a hydrogen atom via a six-membered transition state. **D:** Recombination of $\cdot\text{NO}$ with the resulting radical. **E:** Tautomerization.

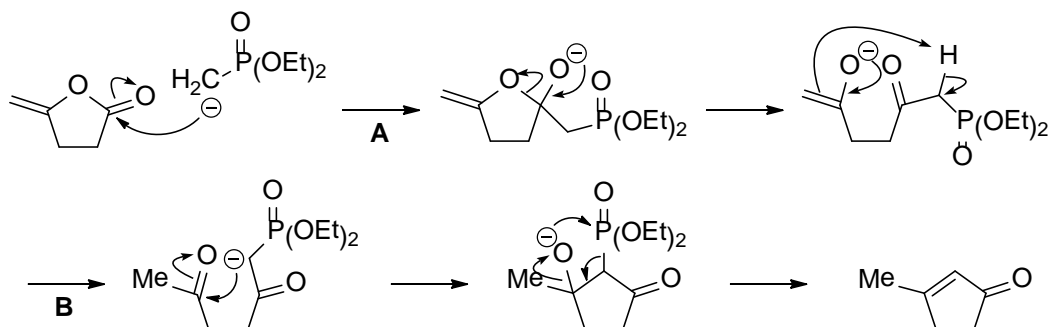
B098

Bartrop, J. A.; Plant, P. J.; Schofield, P. *Chem. Commun.* **1996**, 822.

Photo-cleavable protecting group for acids. **A:** Photo-activated formation of a diradical. **B:**

Intramolecular abstraction of a hydrogen atom. **C**: Recombination of the diradical. **D**: Elimination of benzoic acid.

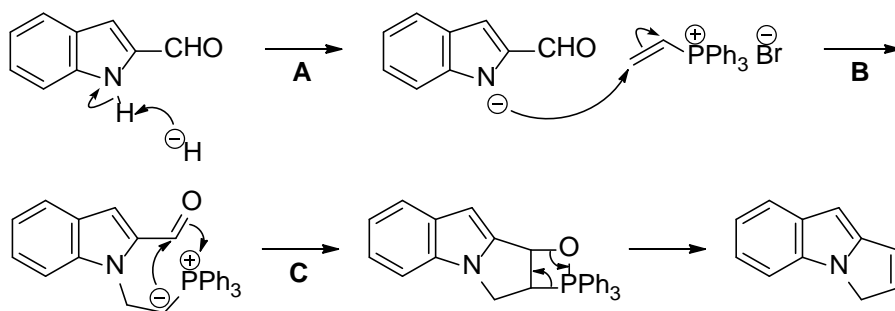
B099



Altenbach, H.-J.; Holzapfel, W.; Smerat, G.; Finkler, S. H. *Tetrahedron Lett.* **1985**, 26, 6329.

A: Addition to the reactive enol lactone. **B**: Intramolecular Horner-Wadsworth-Emmons reaction (ref A071).

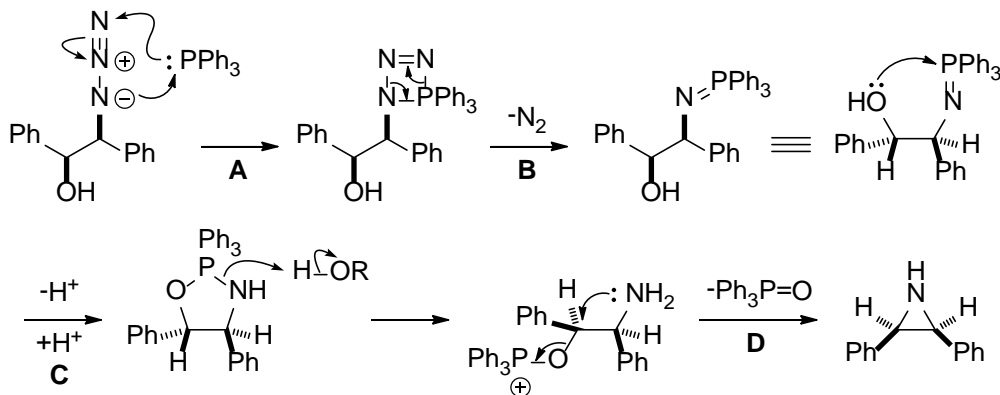
B100



Schweizer, E. E.; Light, K. K. *J. Org. Chem.* **1966**, 31, 870.

A: pKa of the parent indole NH = 17, H₂ = 35. **B**: Addition to the vinylphosphonium salt to form an ylide. **C**: Intramolecular Wittig reaction.

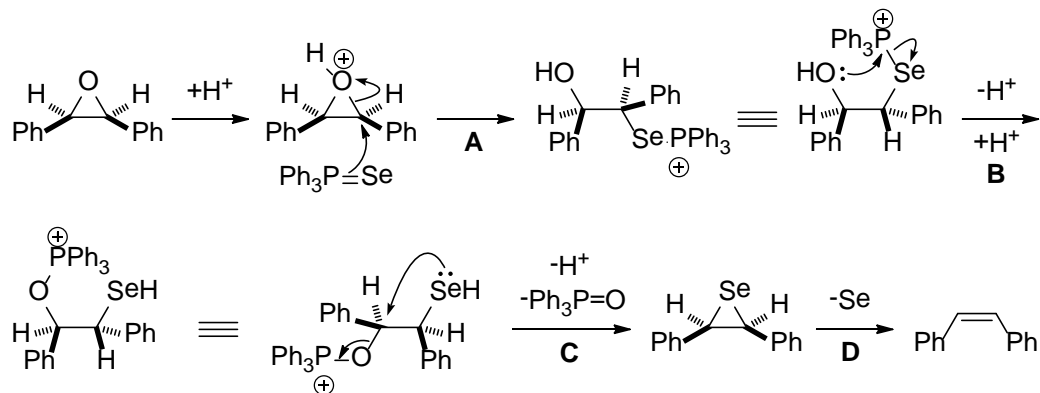
B101



Pöchlauer, P.; Müller, E. P.; Peringer, P. *Helv. Chim. Acta* **1984**, 67, 1238.

Staudinger reaction (A-B). **A**: Cheletropic reaction. **B**: Formation of an iminophosphorane. **C**: Migration of the phosphorus group. **D**: Intramolecular S_N2 reaction.

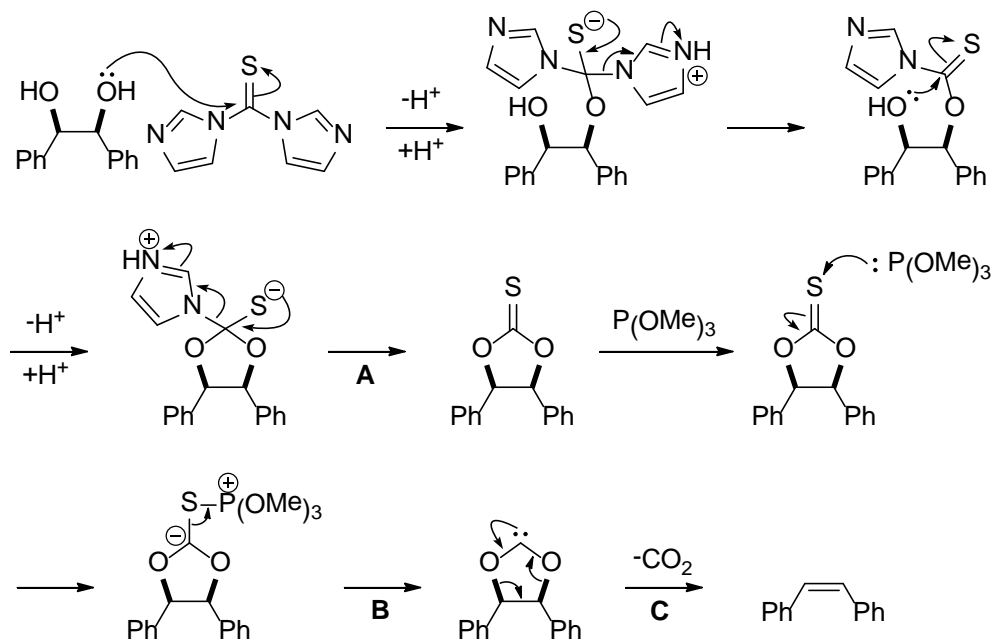
B102



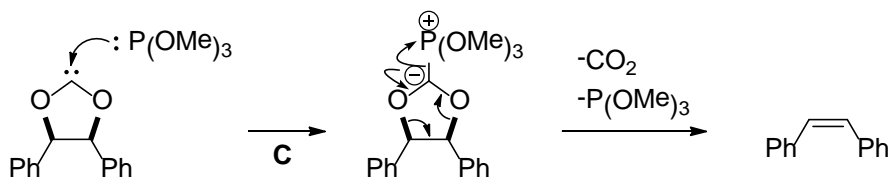
Clive, D. L. J.; Denyer, C. V. *J. Chem. Soc., Chem. Commun.* **1973**, 253.

A: Acid-catalyzed cleavage of the epoxide with inversion of configuration. **B**: Migration of the phosphorus group. **C**: Intramolecular S_N2 reaction with inversion of configuration to form a cis-episelenide. **D**: Spontaneous extrusion of selenium.

B103



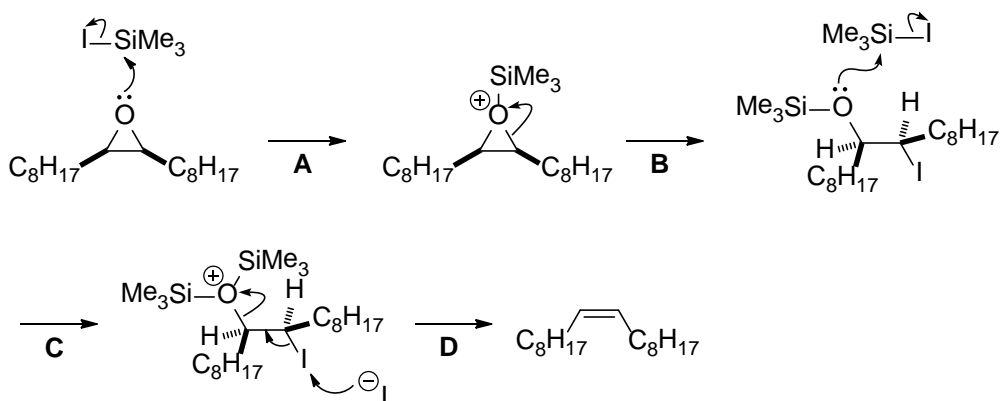
or



Corey, E. J.; Winter, R. A. E. *J. Am. Chem. Soc.* **1963**, 85, 2677.

Corey-Winter olefination. **A**: Formation of a thionocarbonate. **B**: Reductive desulfurization of the thionocarbonate to generate a carbene. **C**: The resulting carbene might undergo a direct fragmentation to form the cis-olefin. Alternatively, it would react with a phosphite to form an ylide, which then collapses to give the product.

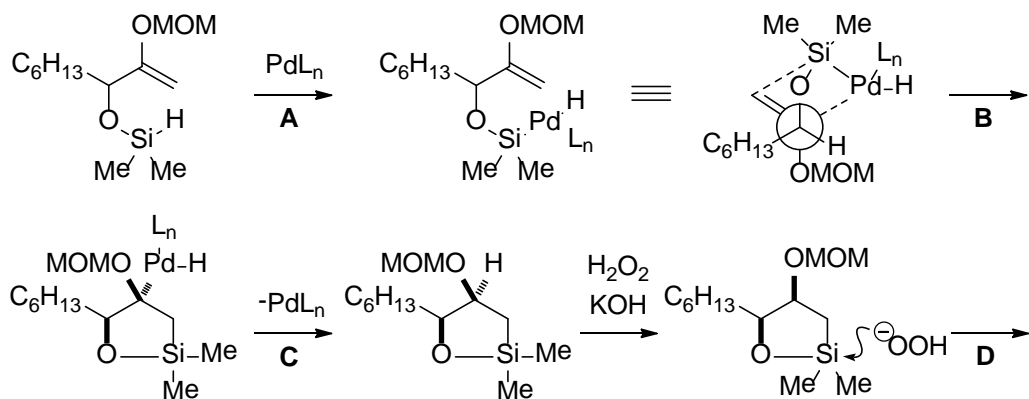
B104

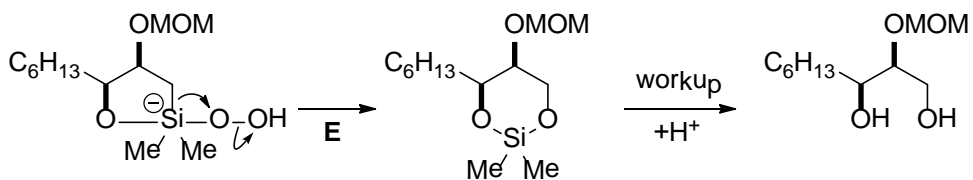


Denis, J. N.; Magnane, R.; Eenoo, M. V.; Krief, A. *Nouv. J. Chim.* **1979**, 3, 705.

A: Silylation of the epoxide. **B**: $\text{S}_{\text{N}}2$ reaction with inversion of configuration. **C**: Silylation of the silyl ether. **D**: E2 elimination.

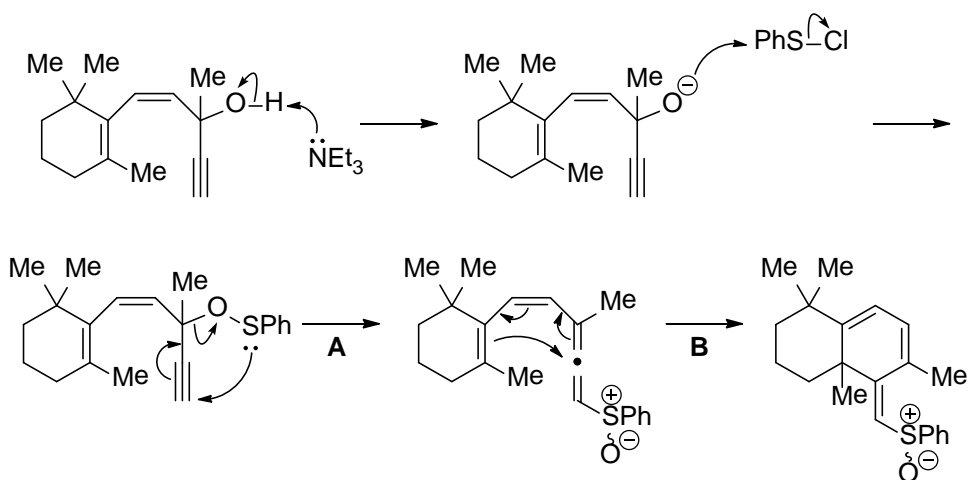
B105





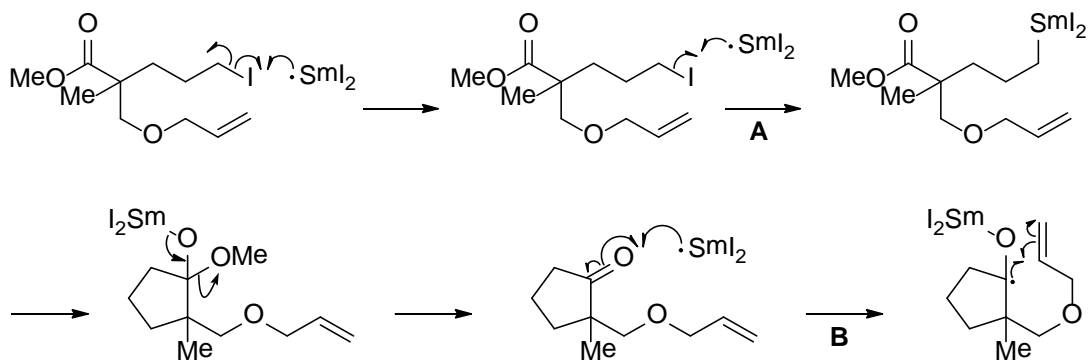
Tamao, K.; Nakagawa, Y.; Arai, H.; Higuchi, N.; Ito, Y. *J. Am. Chem. Soc.* **1988**, 110, 3712.
 Tamao oxidation (D-E). **A**: Oxidative addition to the Si-H bond. **B**: Intramolecular diastereoselective silametallation to the olefin. **C**: Reductive elimination. **D**: Formation of a silicate ion. **E**: Migration of the Si-C bond.

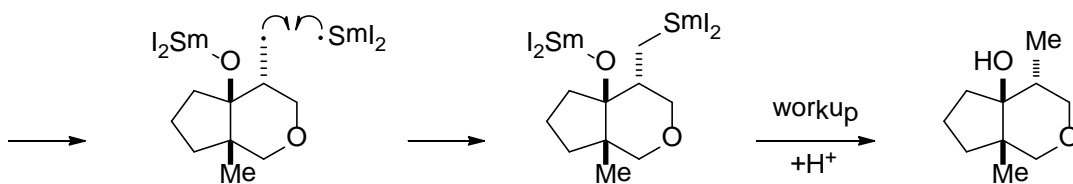
B106



Okamura, W. H.; Peter, R.; Reischl, W. *J. Am. Chem. Soc.* **1985**, 107, 1034.
A: [2,3] Sigmatropic rearrangement of the propargyl sulfonate. **B**: 6e Disrotatory electrocyclic reaction.

B107

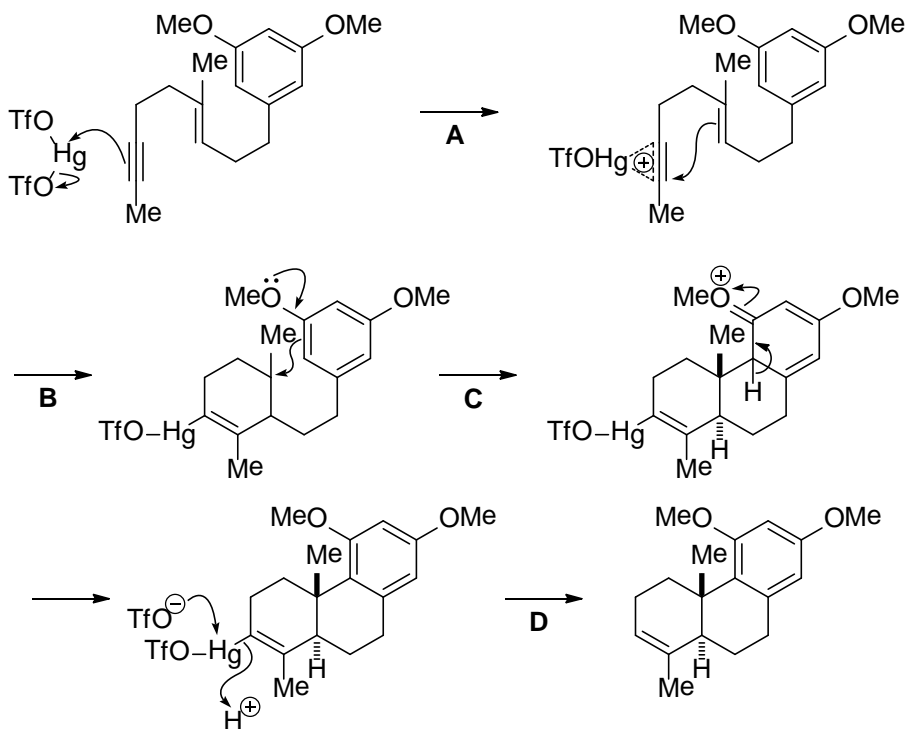




Molander, G. A.; Harris, C. R. *J. Org. Chem.* **1997**, *62*, 2944

A: Since SmI_2 is a single electron reductant, two molecules of SmI_2 are needed to convert an alkyl iodide to the corresponding organosamarium species. **B:** SET to the ketone followed by radical cyclization.

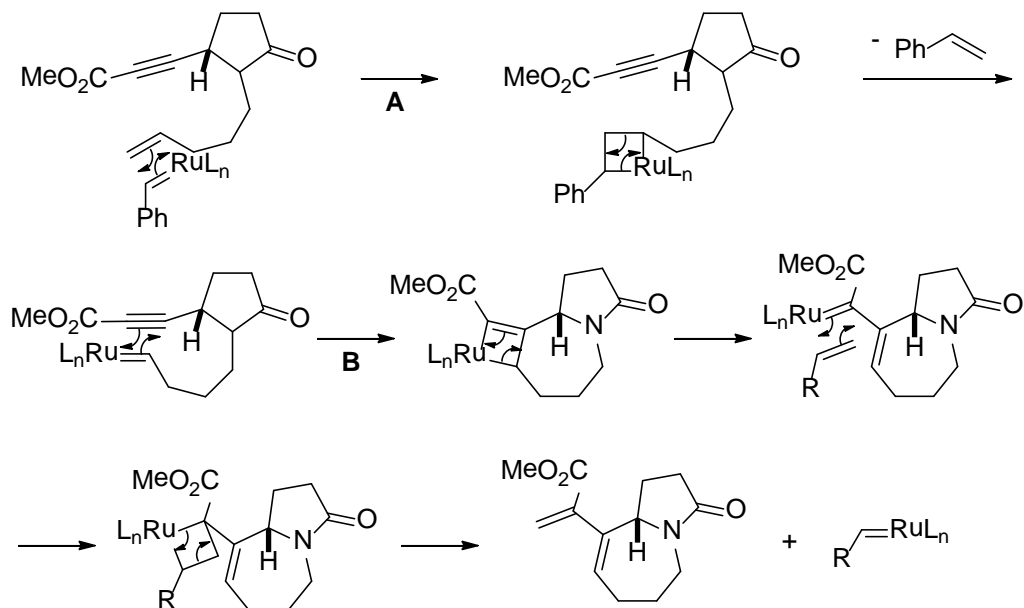
B108



Imagawa, H.; Iyemaga, T.; Nishizawa, M. *Org. Lett.* **2005**, *7*, 451.

A: Coordination of $\text{Hg}(\text{OTf})_2$ to the alkyne. **B:** 6-endo-dig cation cyclization to form a stable tertiary carbocation. **C:** Attack of the electron-rich aromatic ring to the carbocation. **D:** Protonolysis of the C-Hg bond to regenerate the catalyst.

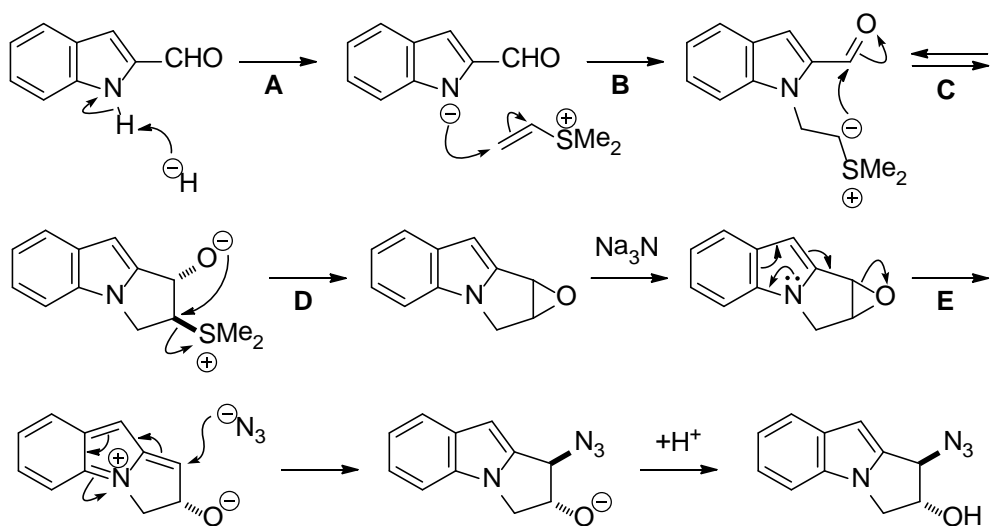
B109



Kinoshita, A.; Mori, M. *J. Org. Chem.* **1996**, 61, 8356.

Intramolecular enyne metathesis (ref A078). **A**: Intermolecular alkene metathesis. **B**: Intramolecular alkyne metathesis.

B110

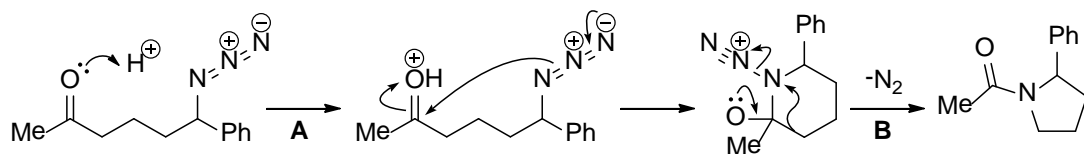


Wang, Y.; Zhang, W.; Colandrea, V. J.; Jimenez, L. S. *Tetrahedron* **1999**, 55, 10659.

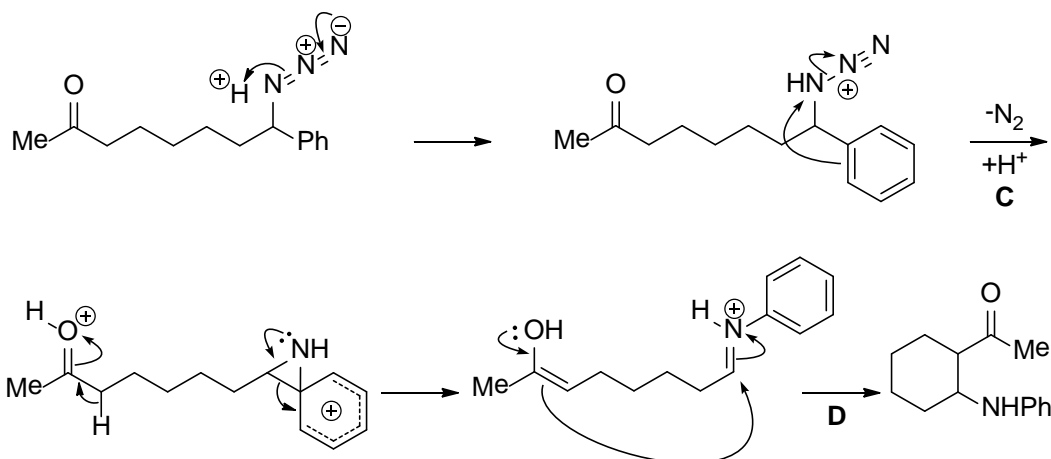
A: pK_a indole $\text{NH} = 17$, $\text{H}_2 = 35$. **B**: Addition of the vinylsulfonium salt to form a ylide. **C**: Intramolecular addition to the aldehyde (reversible). **D**: Intramolecular $\text{S}_\text{N}2$ reaction to form an epoxide. **E**: Cleavage of the epoxide helped by the indole nitrogen lone pair.

B111

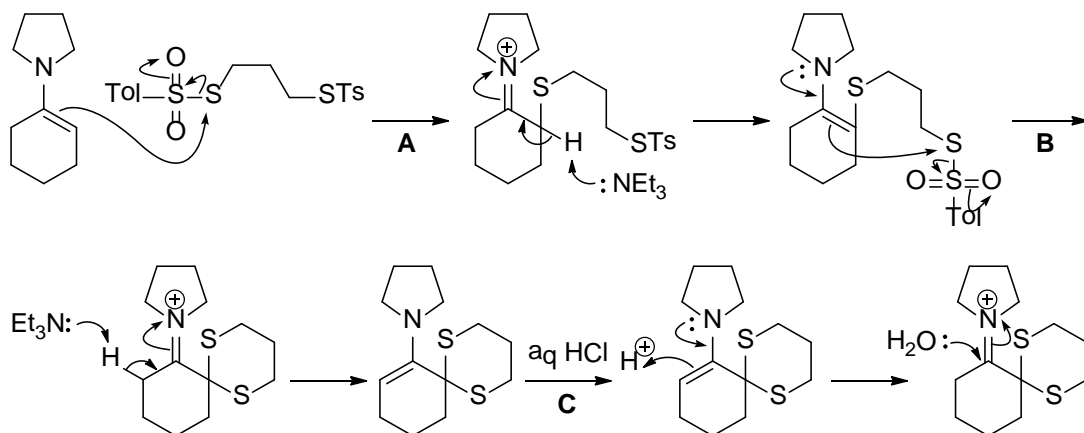
n=1

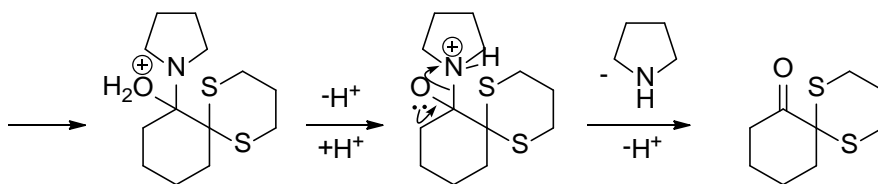


n=3

Wroblewski, A.; Aube, J. *J. Org. Chem.* **2001**, 66, 886.

Intramolecular Schmidt reaction. **A**: Activation of the carbonyl group by protonation followed by intramolecular addition of the azide (six-membered ring is easy to form). **B**: Ring contraction. **C**: The formation of a phenonium ion is preferred over the formation of the eight-membered ring. **D**: Intramolecular Mannich reaction.

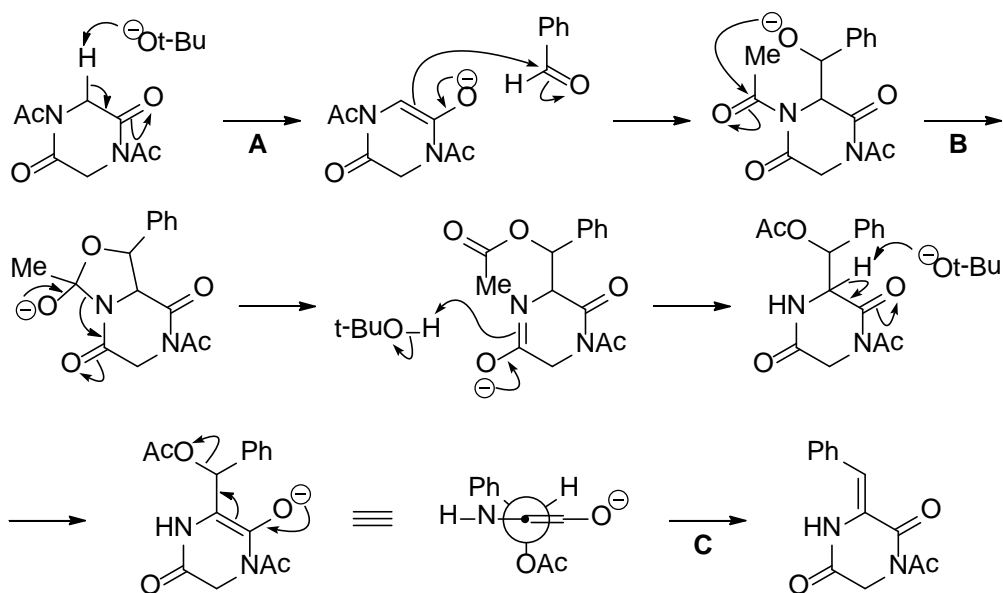
B112



Woodward, R. B.; Pachter, I. J.; Scheinbaum, M. L. *Org. Synth., Coll. Vol. VI* **1988**, 1014.

A: pK_a $\text{PhSO}_2\text{H} = 1.5$. B: Formation of an easy to form six-membered ring. C: Hydrolysis of the enamine.

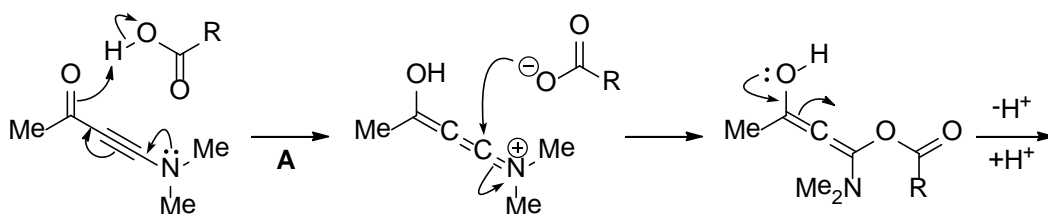
B113

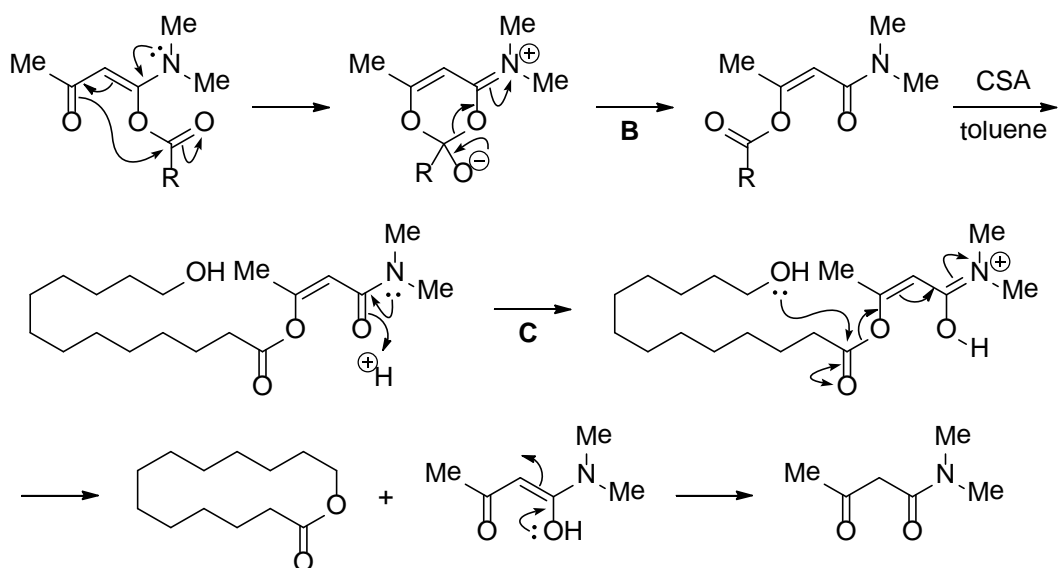


Gallina, C.; Liberatori, A. *Tetrahedron Lett.* **1973**, 1135.

A: Deprotonation of the α -position of an imide (more acidic than amides). B: Aldol reaction followed by an intramolecular acyl transfer via a five-membered ring transition state. C: Elimination of the acetoxy group.

B114

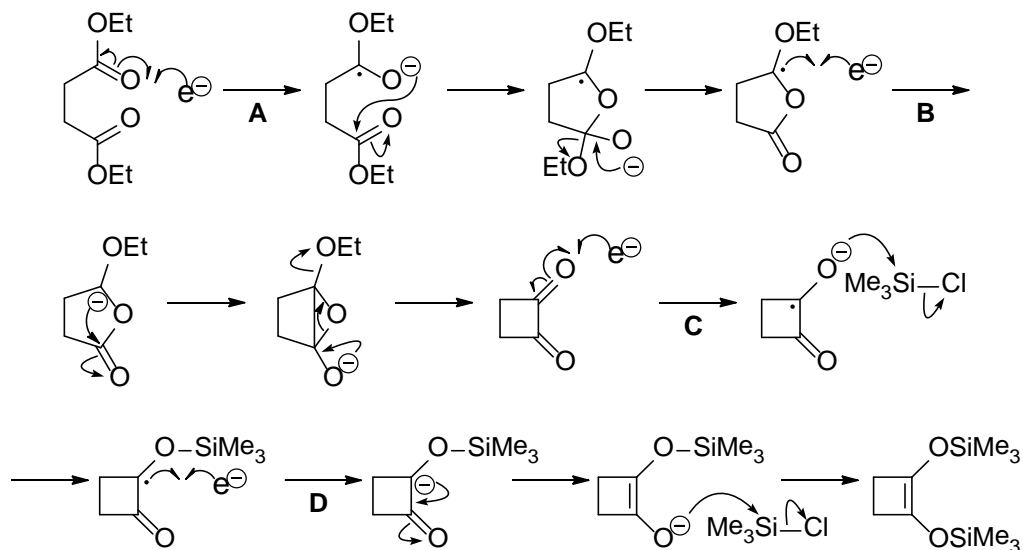




Gais, H. J. *Tetrahedron Lett.* **1984**, 25, 273.

A: Protonation of the carbonyl group followed by addition of the carboxylate to the iminium ion. **B:** Intramolecular acyl transfer to form a vinylogous anhydride. **C:** Activation of the vinylogous anhydride by protonation resulted in the formation of the macrocyclic lactone.

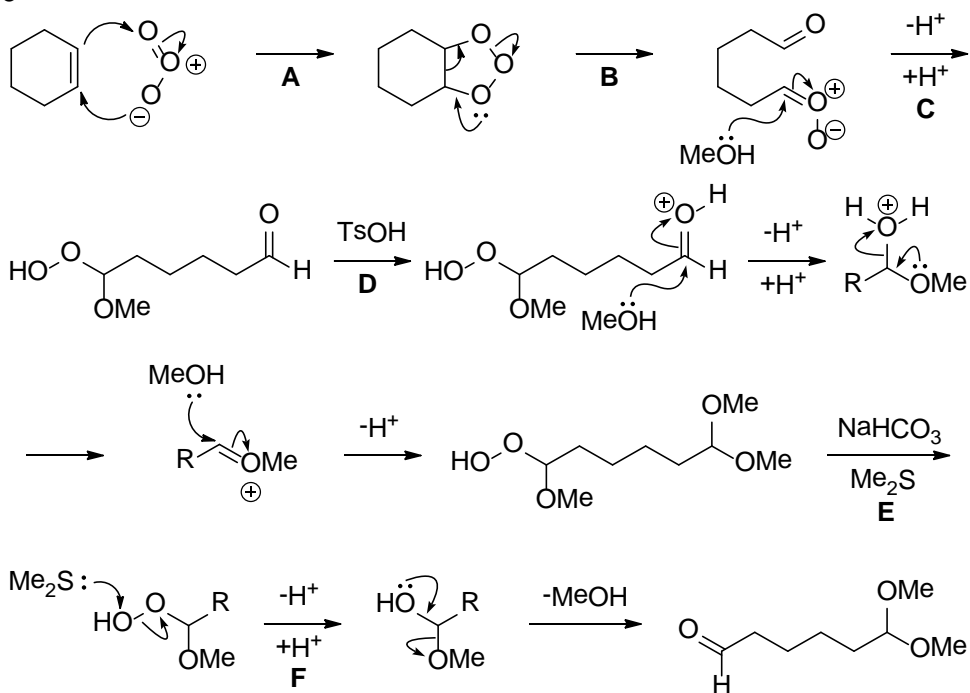
B115



Bloomfield, J. J.; Nelke, J. M. *Org. Synth., Coll. Vol. VI* **1988**, 167.

Acyloin condensation. **A:** Single electron transfer (SET) to the carbonyl group followed by lactonization. **B:** SET followed by a ring contraction. **C:** SET followed by silylation. **D:** SET to form an enolate followed by silylation.

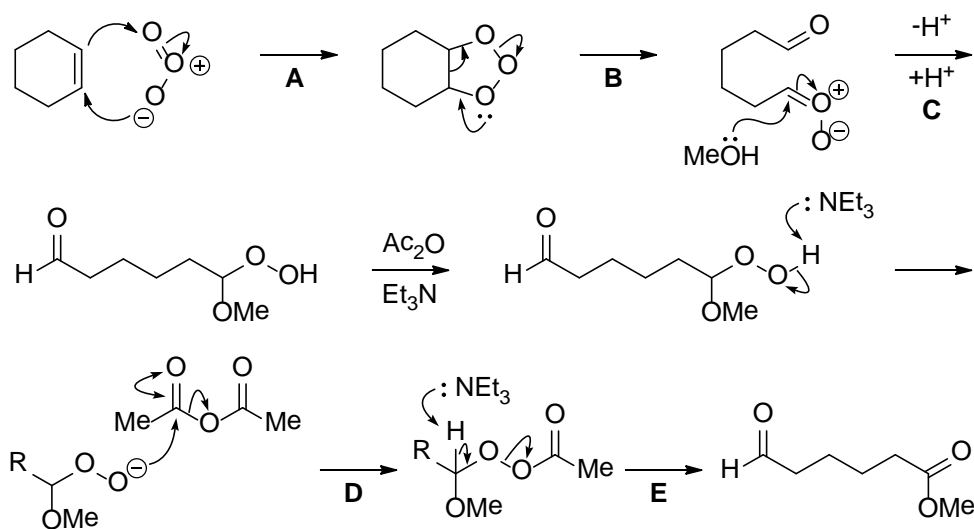
B116



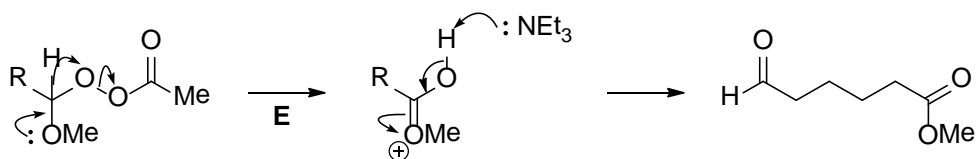
Claus, R. E.; Schreiber, S. L. *Org. Synth., Coll. Vol.* VII **1990**, 168.

A: 1,3-Dipolar cycloaddition of ozone to the olefin. **B:** Heterolytic cleavage of the initial ozonide. **C:** Trapping the dipole with methanol. **D:** Formation of a dimethyl acetal from the aldehyde (protonation of the less electron-dense hydroperoxy group is more difficult). **E:** Neutralization to kill TsOH. **F:** Reduction of the hydroperoxide with dimethyl sulfide.

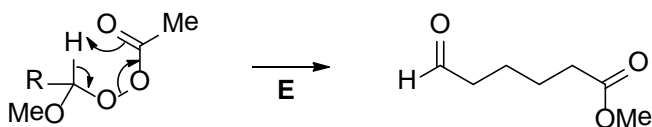
B117



or



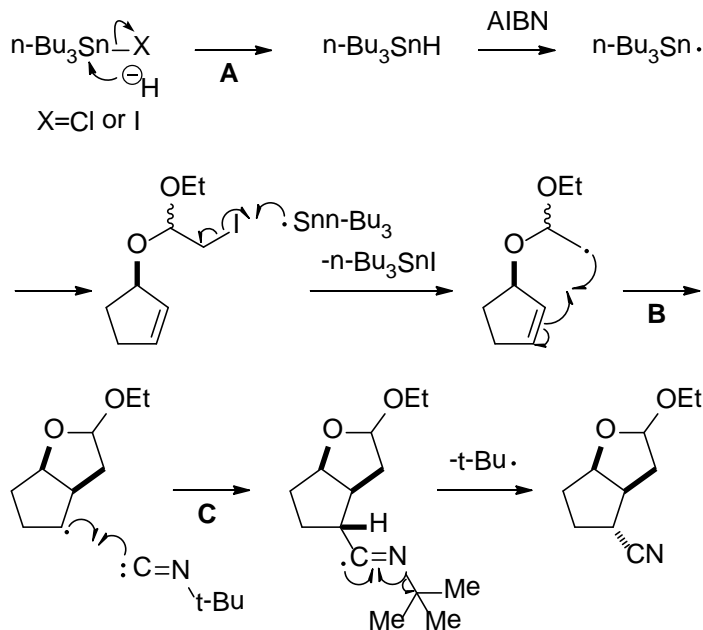
or



Claus, R. E.; Schreiber, S. L. *Org. Synth., Coll/Vol* VII **1990**, 168

A: 1,3-Dipolar cycloaddition of ozone to the olefin. **B:** Heterolytic cleavage of the initial ozonide. **C:** Trapping the dipole with methanol. **D:** Acetylation. **E:** Elimination of acetic acid might proceed either by 1) deprotonation with triethylamine, 2) Baeyer-Villiger-type 1,2-hydride shift, or 3) thermal elimination via a six-membered transition state.

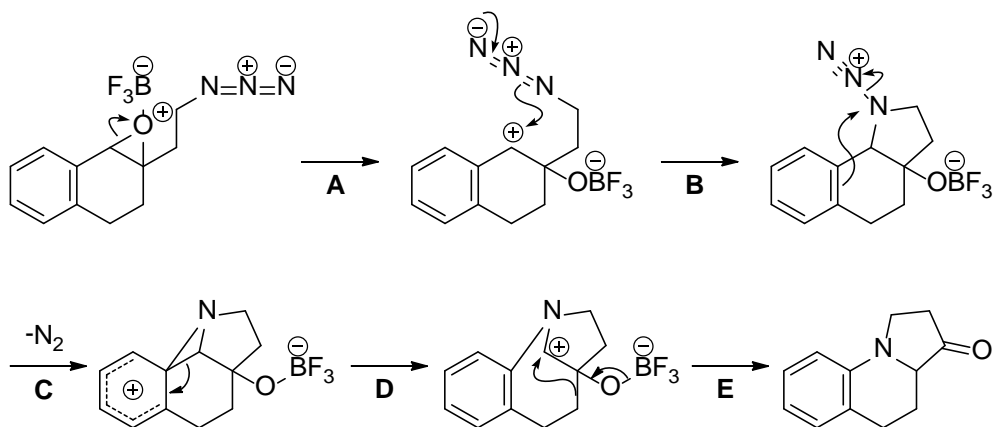
B118



Stork, G.; Sher, P. M. *J. Am. Chem. Soc.* **1986**, 108, 303.

A: Reduction of Bu_3SnX with NaBH_3CN to form a low concentration of Bu_3SnH to avoid the premature reduction of the radical intermediates. **B:** 5-exo-trig Radical cyclization. **C:** Addition to the isocyanide followed by elimination of a stable t-butyl radical.

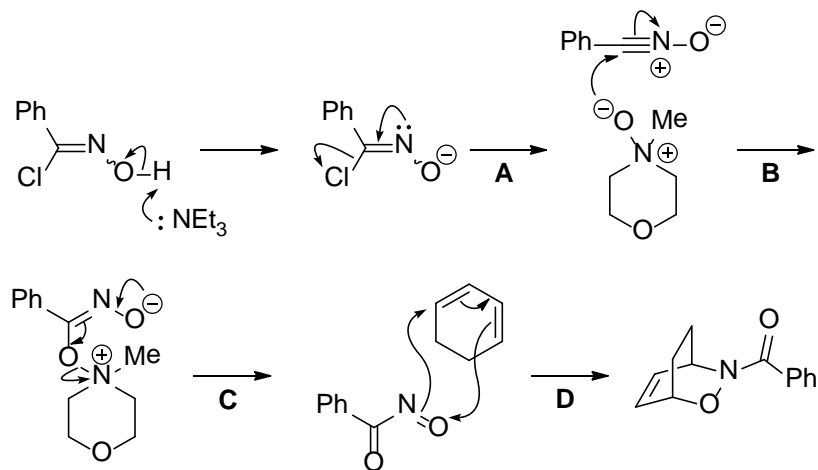
B119



Lang, S.; Kennedy, A. R.; Murphy, J. A.; Payne, A. H. *Org. Lett.* **2003**, 5, 3655.

A: Generation of a stable benzylic carbocation. **B:** Intramolecular attack of the azide. **C:** formation of an aziridine. **D:** Restoration of the aromaticity. **E:** 1,2-Alkyl shift.

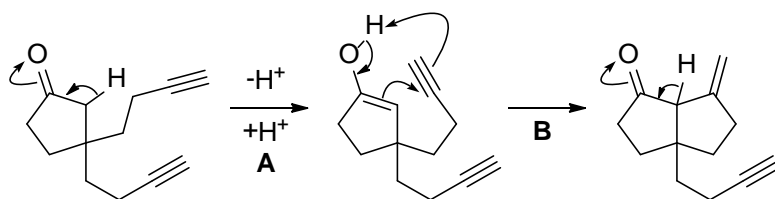
B120

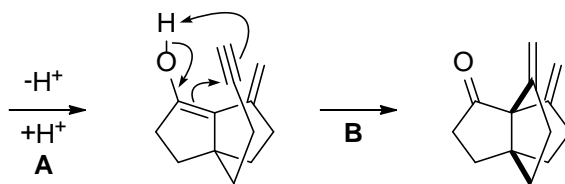


Quadrelli, P.; Mella, M.; Invernizzi, A. G.; Caramella, P. *Tetrahedron* **1999**, 55, 10497.

A: Elimination of chloride ion is facilitated by the formation of an oxime anion. **B:** Addition of NMO to the nitrile oxide. **C:** Generation of an acyl nitroso compound. **D:** Hetero-Diels-Alder reaction.

B121

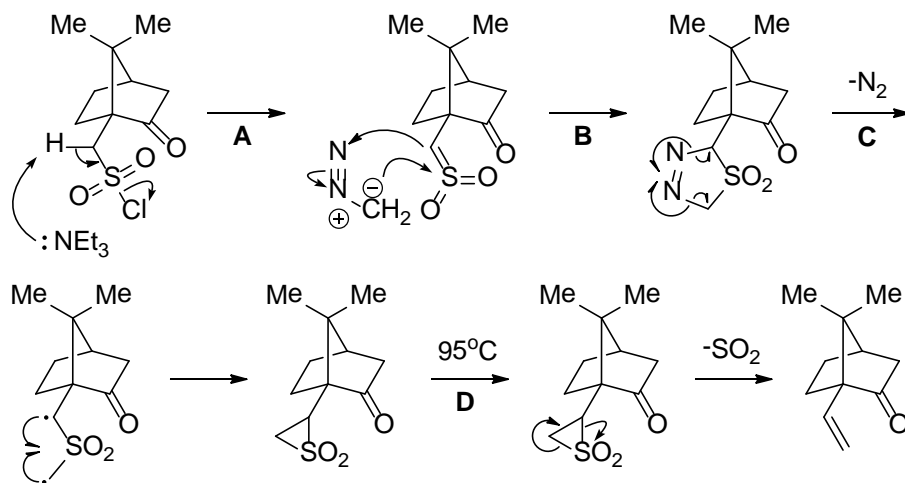




Drouin, J.; Leyendecker, F.; Conia, J., M. *Tetrahedron*. **1980**, 36, 1203.

A: Tautomerization. **B:** Oxy-ene reaction.

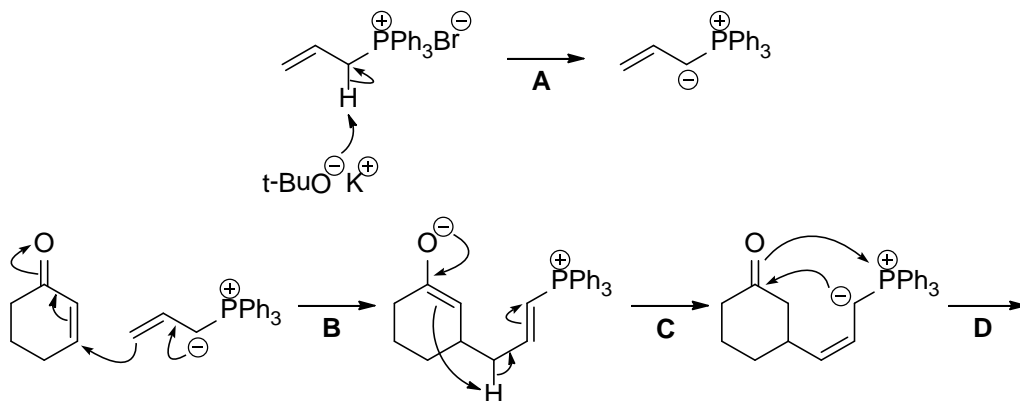
B122

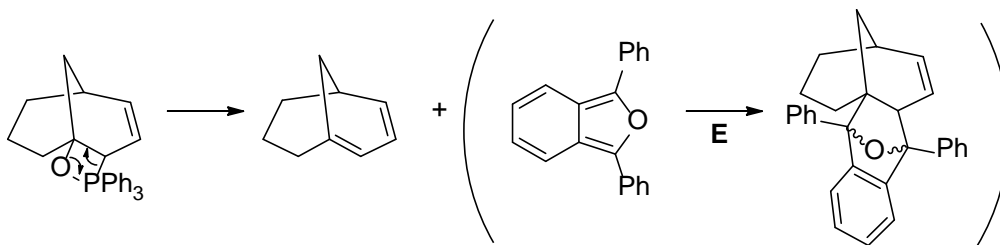


Fischer, N.; Opitz, G. *Org. Synth., Coll. Vol. V* **1973**, 877.

A: Generation of a sulfene. **B:** 1,3-Dipolar cycloaddition of diazomethane to the sulfene. **C:** Extrusion of N_2 to form an episulfone. **D:** Ramberg-Bäcklund reaction.

B123

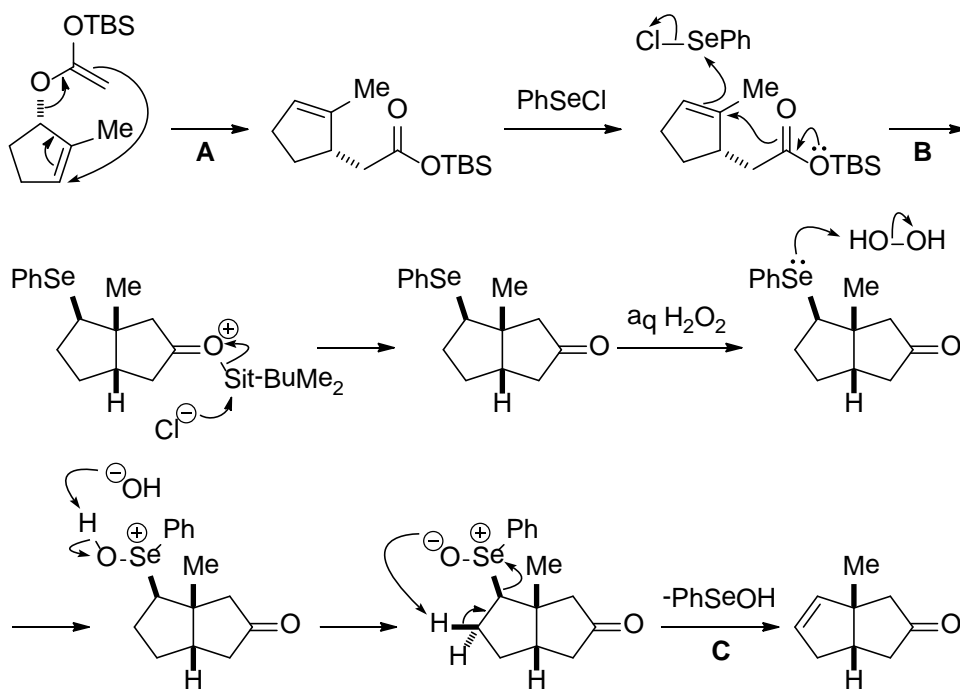




Dauben, W. G.; Ipaktschi, J. *J. Am. Chem. Soc.* **1973**, 95, 5088.

A: Generation of an ylide. **B:** Michael addition. **C:** Regeneration of a phosphorus ylide. **D:** Intramolecular Wittig reaction (irreversible). **E:** The unstable diene was trapped as the Diels-Alder product.

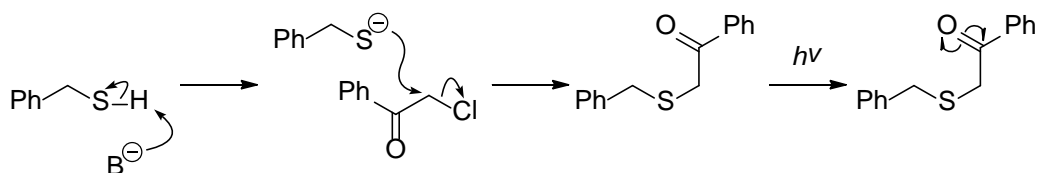
B124

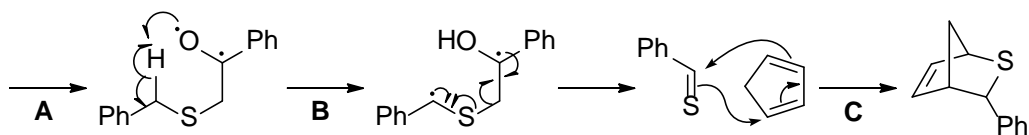


Curran, D. P.; Rakiewicz, D. M. *Tetrahedron* **1985**, 41, 3943,

A: Claisen-Ireland rearrangement. **B:** Selenolactonization. **C:** syn-Elimination of the selenoxide.

B125

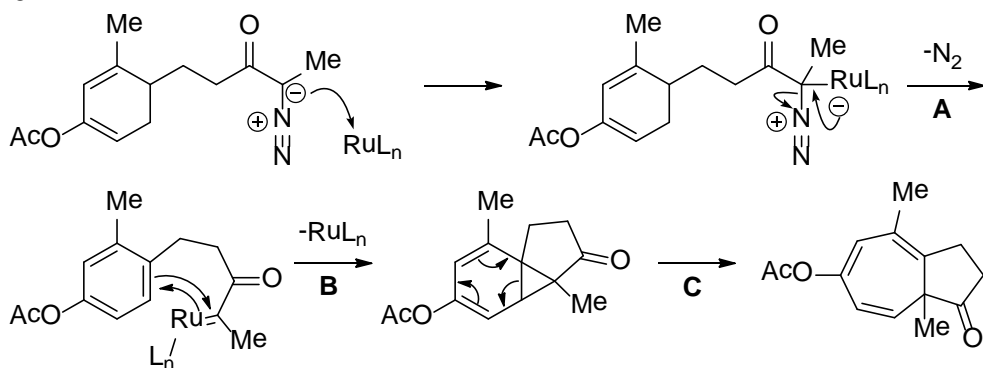




Vedejs, E.; Eberlein, T. H.; Mazur, D. J.; McClure, C. K.; Perry, D. A.; Ruggeri, R.; Schwartz, E.; Stults, J. S.; Varie, D. L.; Wilde, R. G.; Wittenberger, S. *J. Org. Chem.* **1986**, 51, 1556.

Norrish type II reaction. **A**: $n-\pi^*$ Transition. **B**: Intramolecular abstraction of a hydrogen atom followed by fragmentation to form a highly reactive thioaldehyde. **C**: Hetero-Diels-Alder reaction.

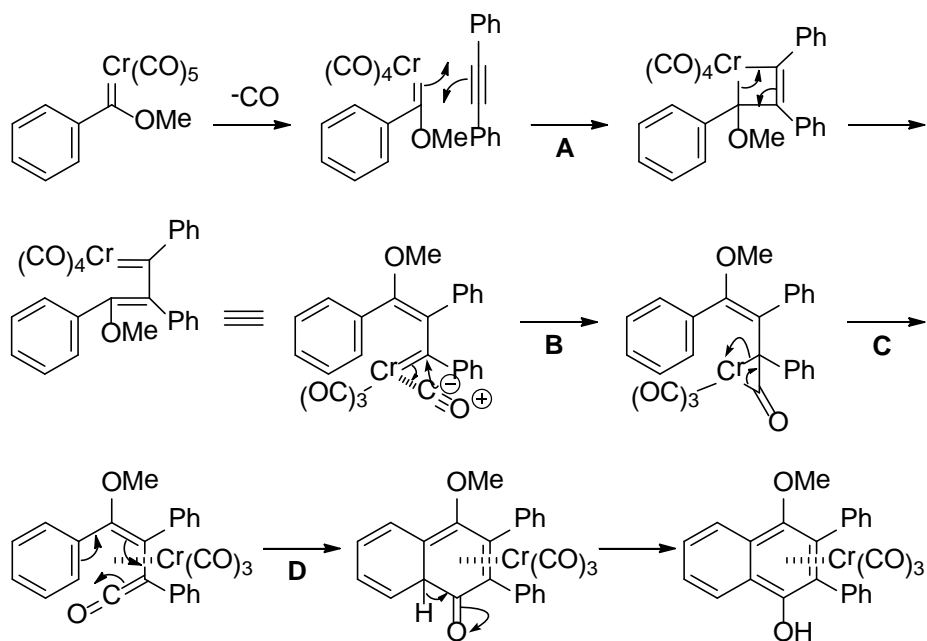
B126



Kennedy, M.; McKervery, M. A. *J. Chem. Soc., Perkin Trans. I* **1991**, 2565.

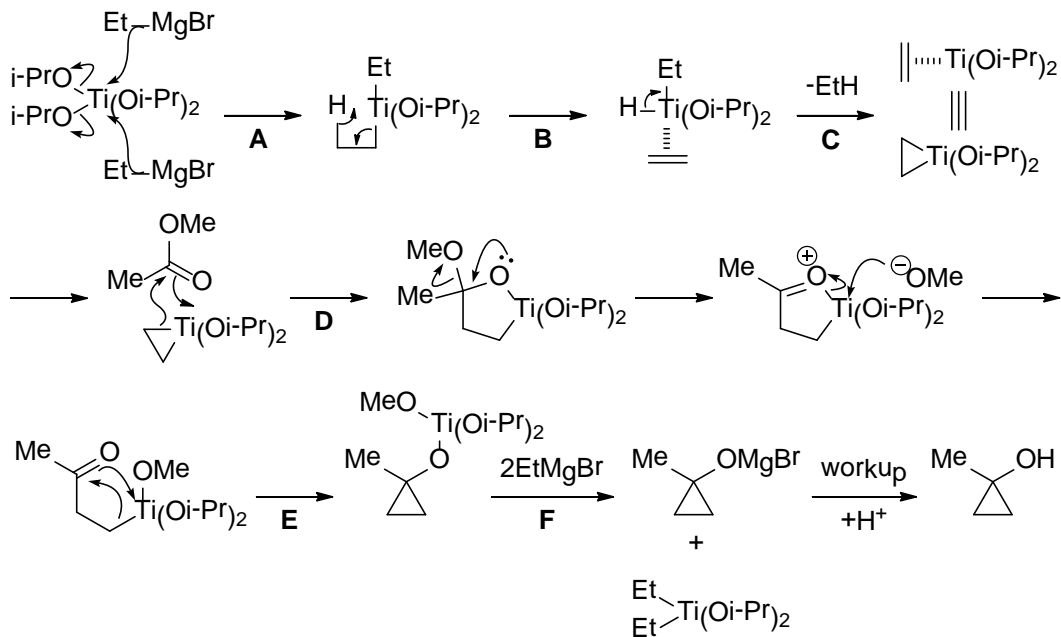
A: Formation of a rhodium carbene complex. **B**: Cyclopropanation of the aromatic ring. **C**: 6e Disrotatory electrocyclic reaction.

B127



Dötz reaction. **A:** Alkyne metathesis of Fischer carbene complex. **B:** Insertion of CO. **C:** Reductive elimination to form a ketene. **D:** 6e Electrocyclic reaction.

B128



Kulinkovich, O. G.; Sviridov, S. V.; Vasilevski, D. A. *Synthesis* **1991**, 234.

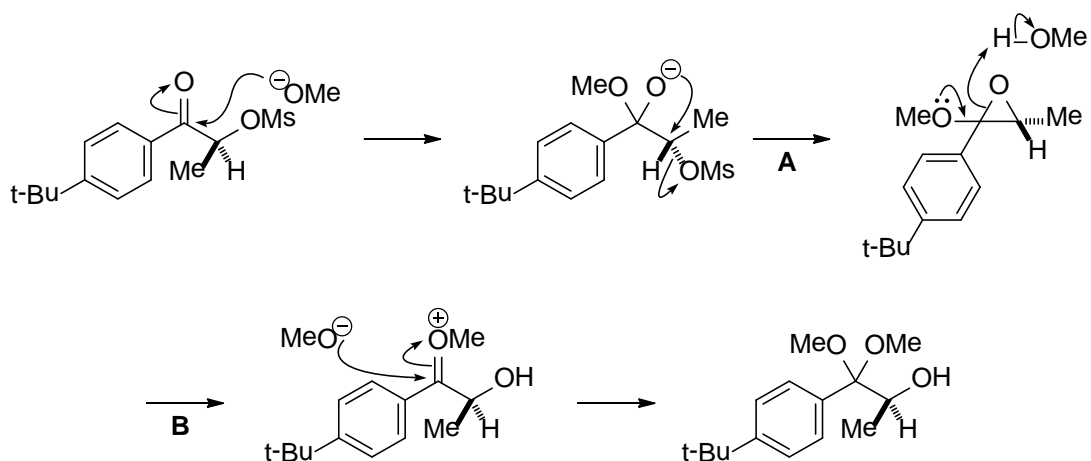
Kulinkovich reaction. **A:** Substitution of the isopropoxide with EtMgBr . **B:** β -Elimination. **C:** Reductive elimination to form a titanium ethylene complex (or a titanacyclopentadiene). **D:** Carbotitanation. **E:** Formation of a cyclopropane. **F:** Regeneration of the active reagent.

解答

上級編



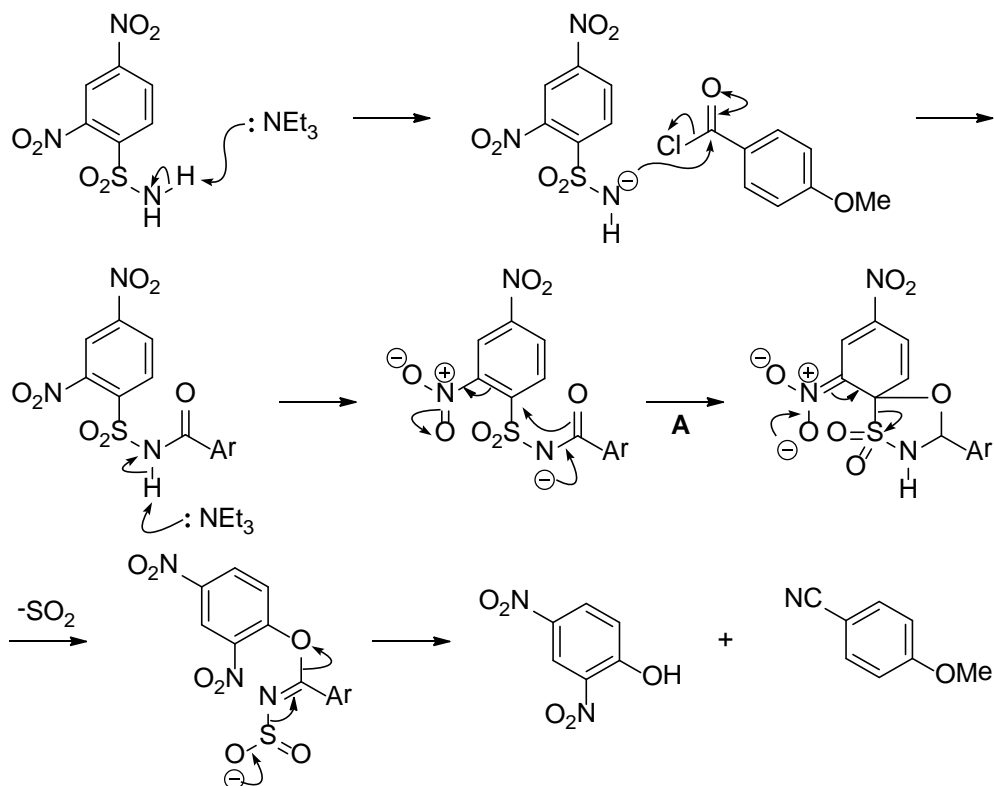
C001



Yamauchi, T.; Hattori, K.; Nakao, K.; Tamaki, K. *Bull. Chem. Soc. Jpn.* **1987**, 60, 4015.

A: Formation of an epoxide by intramolecular S_N2 reaction of a hemiacetal. **B:** E1-like cleavage of the reactive epoxide.

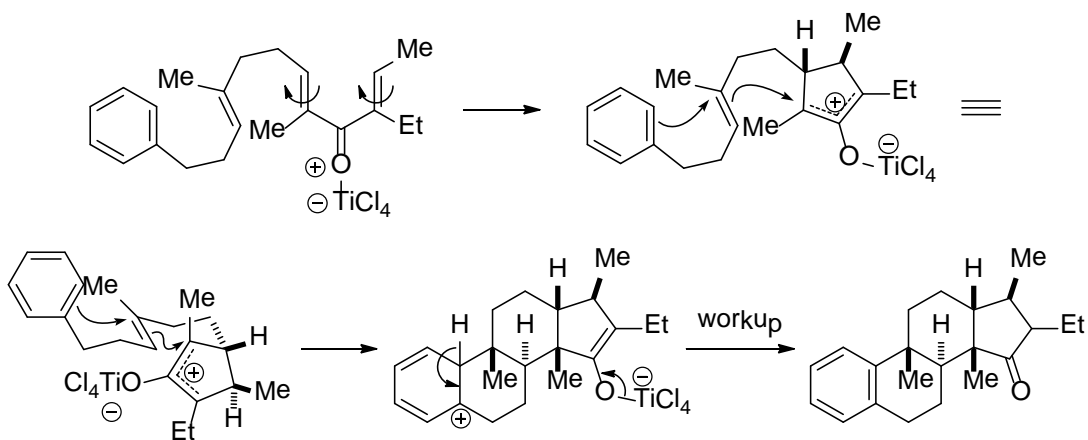
C002



Huber, V. J.; Bartsch, R. A. *Tetrahedron* **1998**, 54, 9281.

Smiles rearrangement. **A:** Addition-elimination process via a Meisenheimer complex.

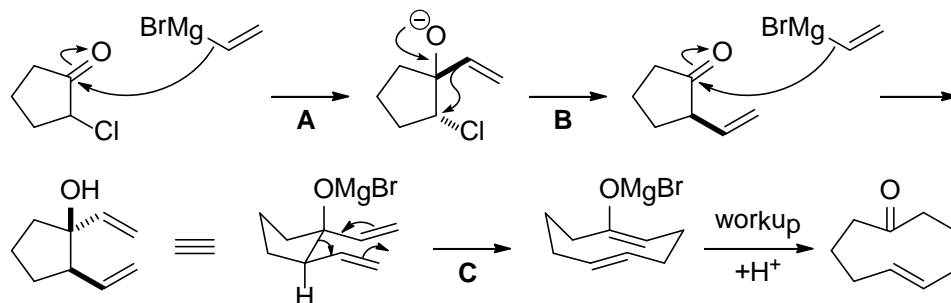
C003



Bender, J. A.; Arif, A. M.; West, E. G. *J. Am. Chem. Soc.* **1999**, 121, 7443.

Cation-olefin cyclization initiated by Nazarov reaction (ref B026).

C004

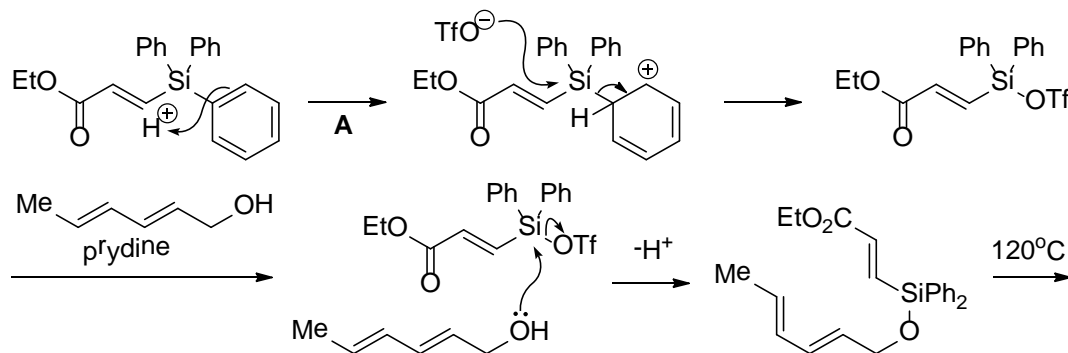


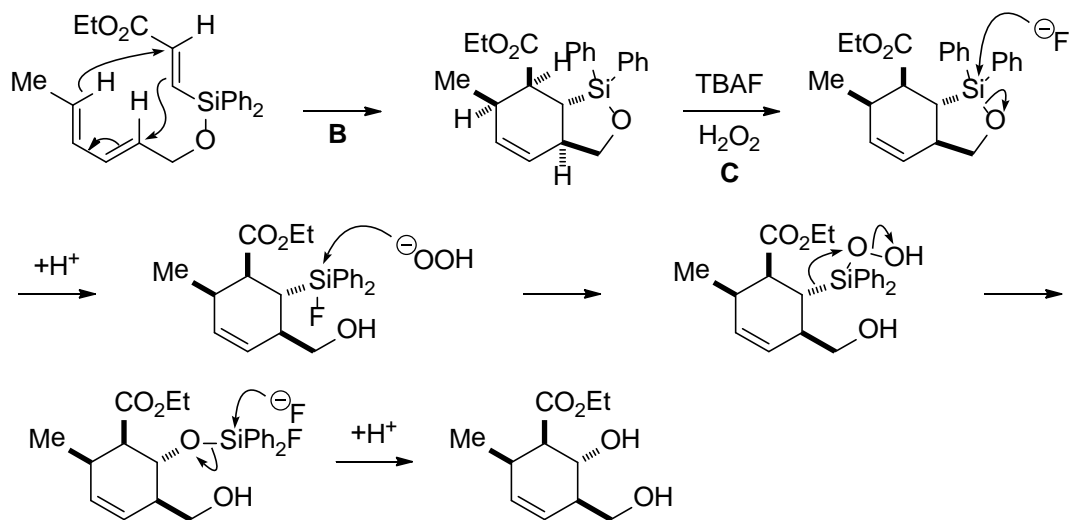
Kato, T.; Kondo, H.; Nishino, M.; Tanaka, M.; Hata, G.; Miyake, A.

Bull. Chem. Soc. Jpn. **1980**, 53, 2958.

A: Addition of $\text{CH}_2=\text{CHMgBr}$ to the ketone from the opposite side of the α -substituent. B: 1,2-Alkenyl shift. C: Anion-accelerated oxy-Cope rearrangement via a chair-like transition state.

C005

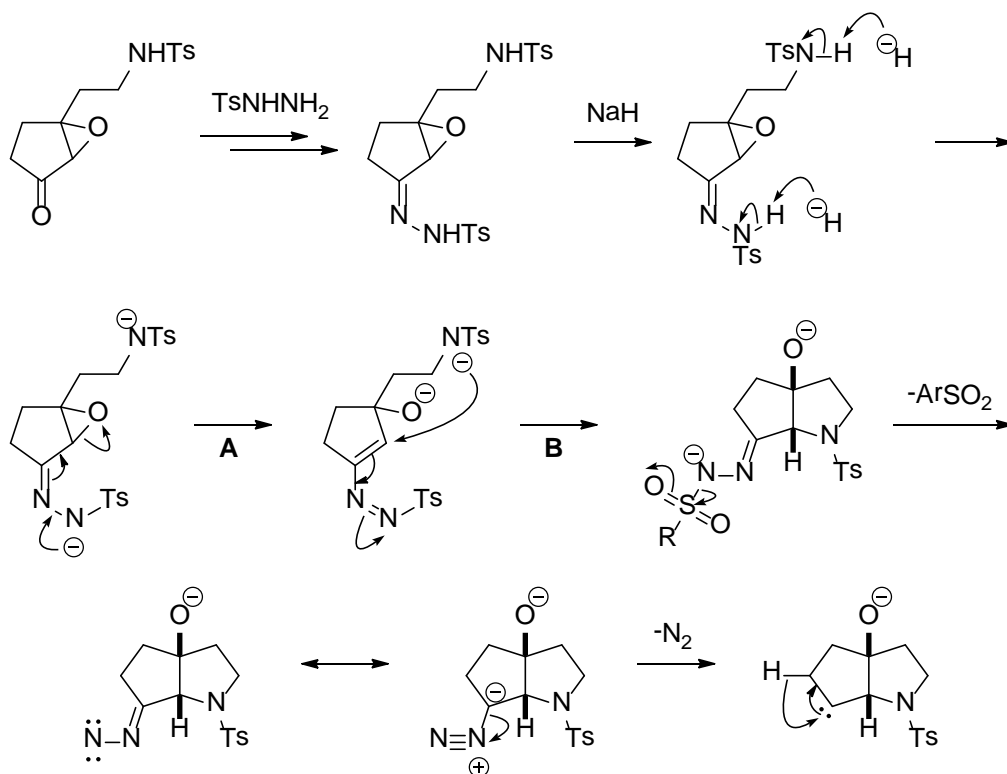


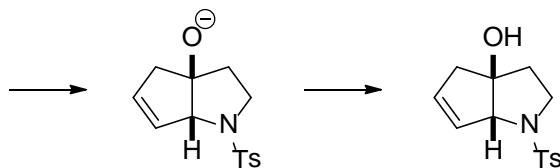


Sieburth, S. M.; Lang, J. *J. Org. Chem.* **1999**, 64, 1780.

A: Protodesilylation to form a silyl triflate. **B:** Intramolecular Diels-Alder reaction. **C:** Tamao-Fleming oxidation.

C006

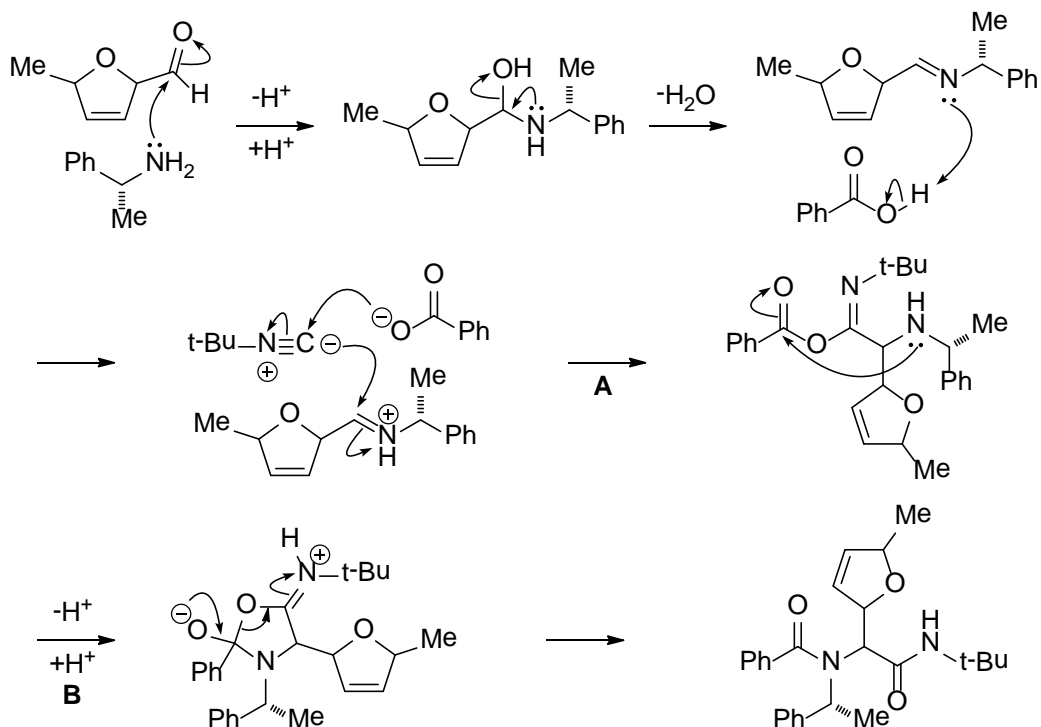




Kim, S. H.; Fuchs, P. L. *Tetrahedron Lett.* **1996**, 37, 2545.

A: Cleavage of the epoxide helped by the hydrazone anion. **B:** Conjugate addition of the sulfonamide anion.

C007

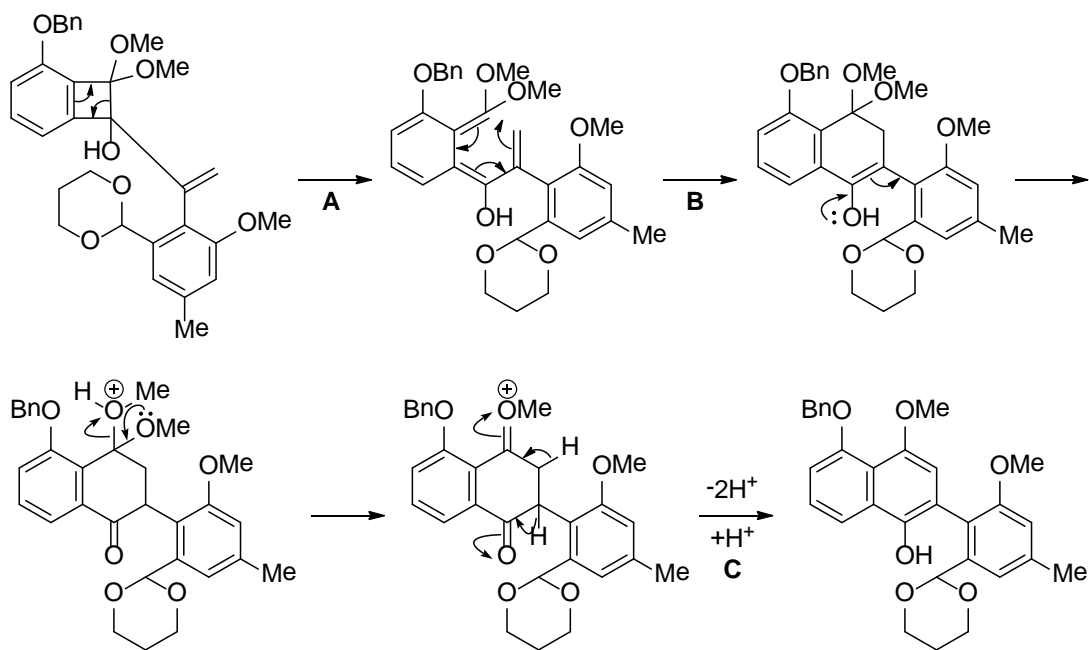


Semple, J. E.; Wang, P. C.; Lysenko, Z.; Joullie, M. M.

J. Am. Chem. Soc. **1980**, 102, 7505.

Ugi reaction (four-component condensation, 4CC). **A:** Most likely, addition of the isocyanide to the iminium ion and addition of the benzoate ion to the ensuing nitrilium ion takes place simultaneously. **B:** Intramolecular acyl transfer reaction (the benzoyl group is activated).

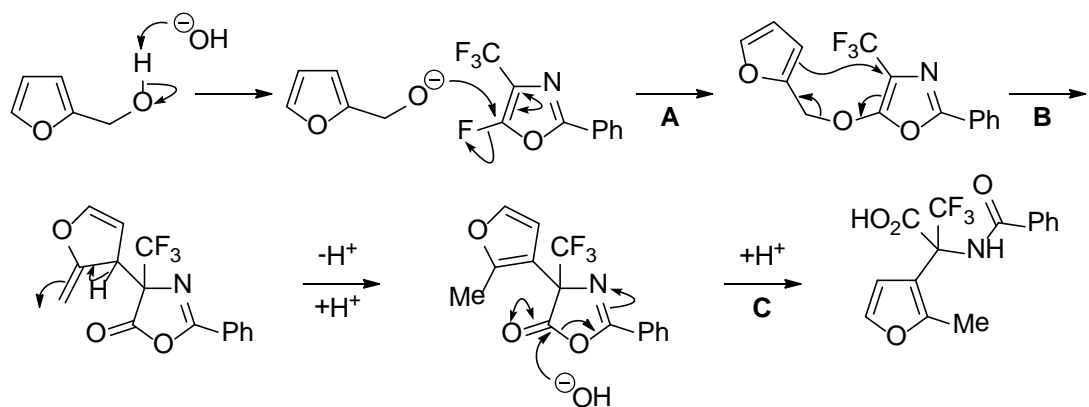
C008



Takemura, I.; Imura, K.; Matsumoto, T.; Suzuki, K. *Org. Lett.* **2004**, 6, 2503.

A: 4e Electrocyclic reaction. **B:** 6e Electrocyclic reaction. **C:** Aromatization.

C009

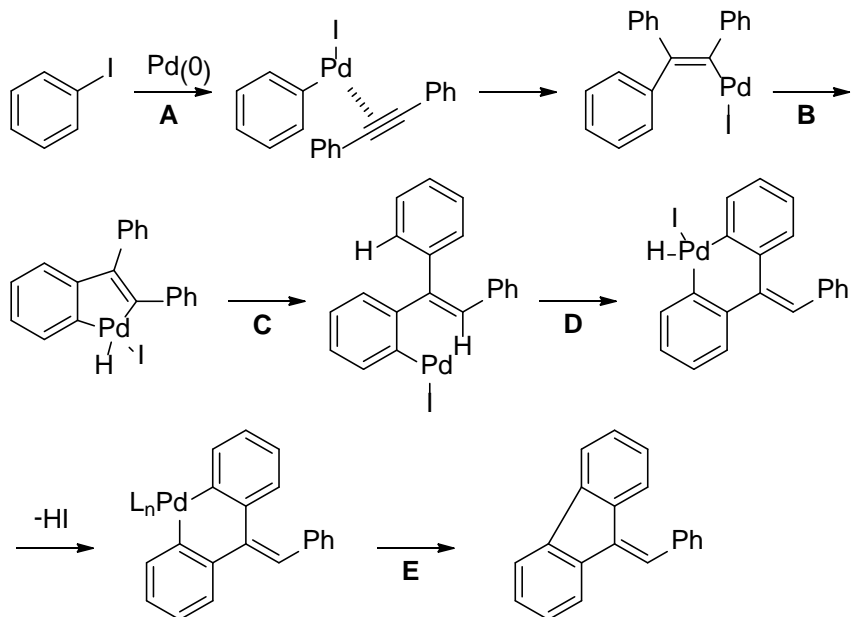


Burger, K.; Gaa, K.; Geith, K.; Schierlinger, C.

Synthesis **1989**, 850.

A: ipso-Substitution of the electron-deficient oxazole. **B:** Claisen rearrangement. **C:** Hydrolysis of the azlactone.

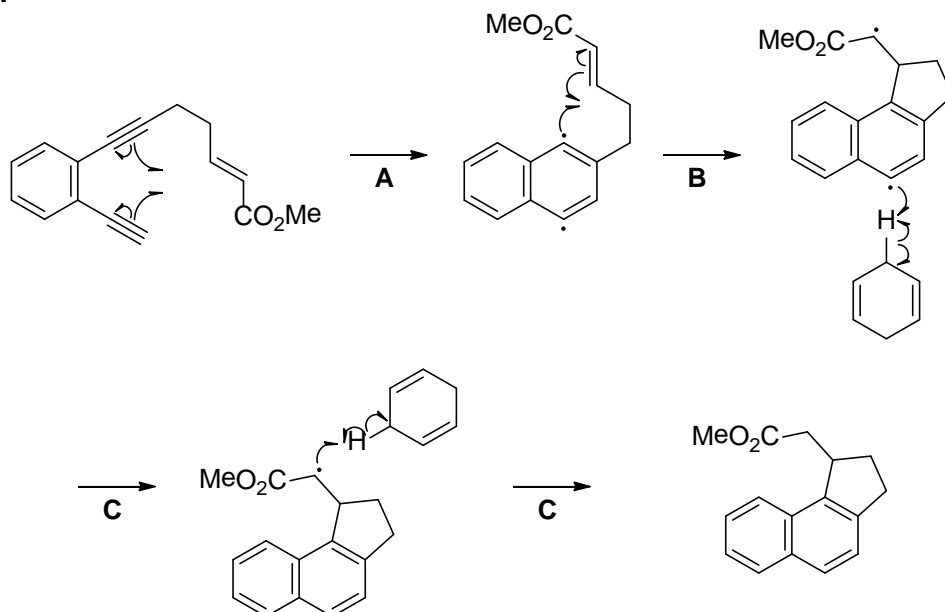
C010



Larock, R. C.; Tian, Q. *J. Org. Chem.* **2001**, 66, 7372.

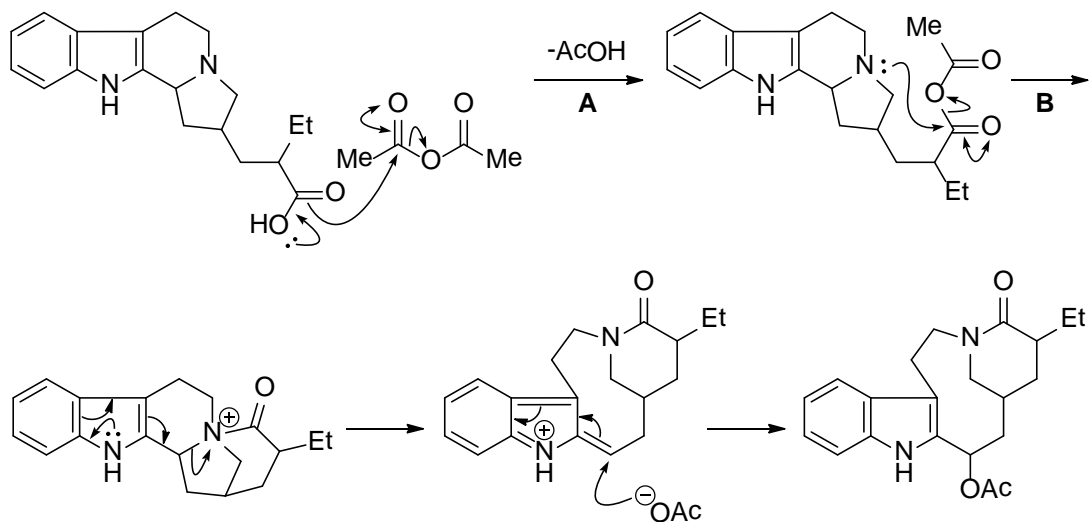
A: Oxidative addition followed by carbopalladation to an alkyne. **B:** Oxidative addition to the aromatic C-H bond. **C:** Reductive elimination. **D:** Oxidative addition to another aromatic C-H bond. **E:** Reductive elimination to form the C-C bond.

C011



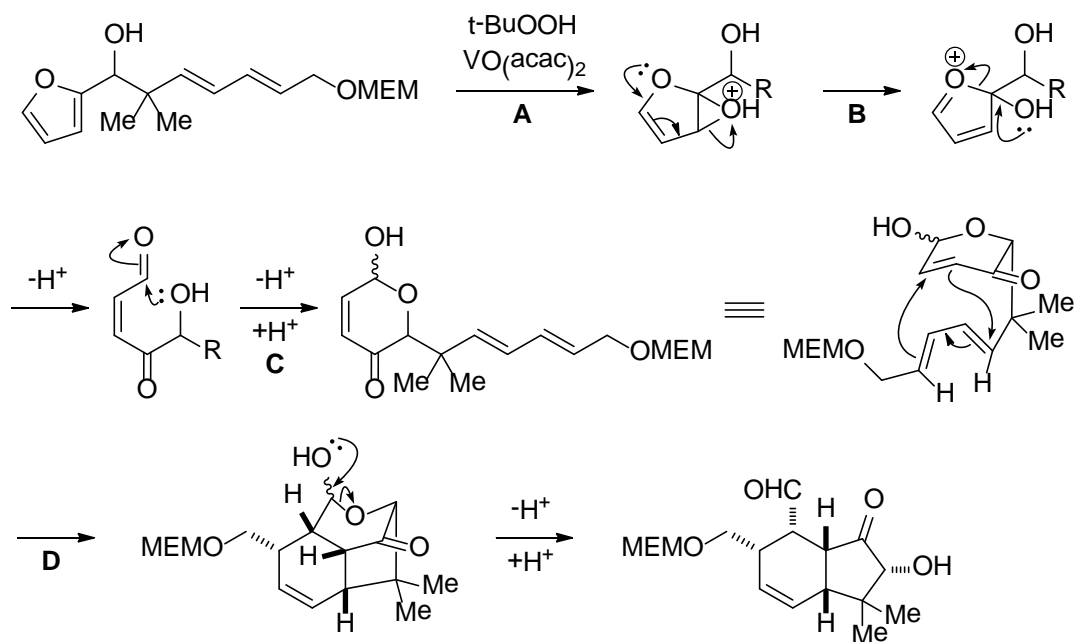
Grissom, J. W.; Calkins, T. L.; Egan, M. *J. Am. Chem. Soc.* **1993**, 115, 11744.

Masamune-Bergman cyclization. **A:** Radical cyclization of an endiynes. **B:** Kinetically favored 5-exo-trig radical cyclization. **C:** Abstraction of a hydrogen atom from 1,4-cyclohexadiene.

C012

Harley-Mason, J.; Atta-ur-Rahman *Tetrahedron* **1980**, 36, 1057.

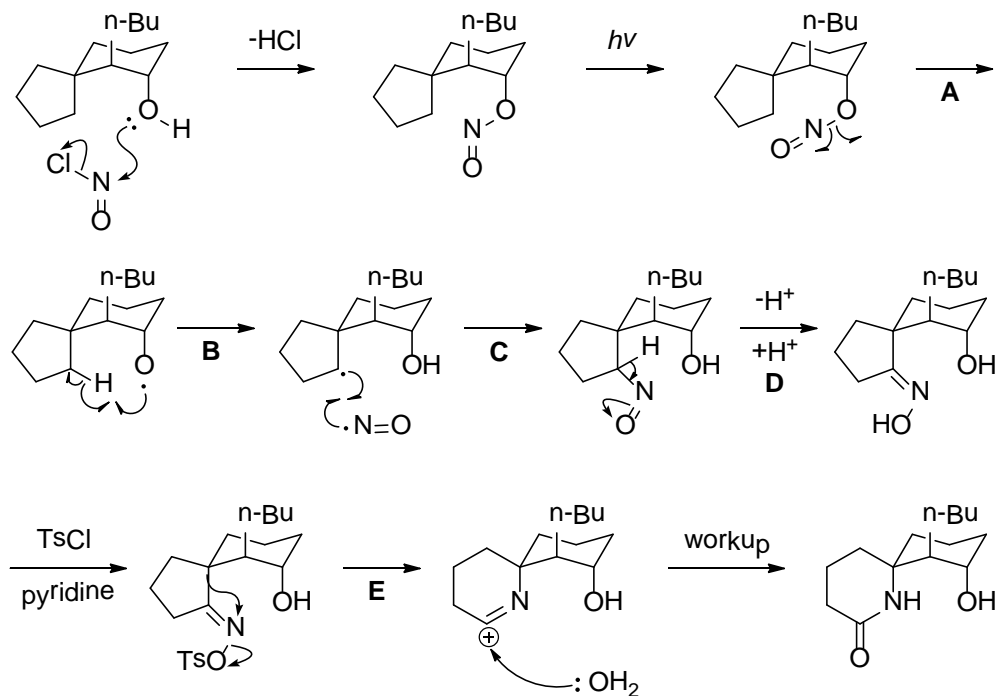
A: Formation of a mixed anhydride. **B:** Acylation of the tertiary amine followed by cleavage of the C-N bond assisted by the nitrogen lone pair of the indole.

C013

Richter, E; Maichle-Mossmer, C.; Maier, M E. *Synlett*. **2002**, 1097.

Achmatowicz reaction (A-C). **A:** Epoxidation directed by the hydroxy group. **B:** Cleavage of the epoxide followed by the ring opening to form a cis-enal. **C:** Cyclization to form a lactol. **D:** Intramolecular Diels-Alder reaction.

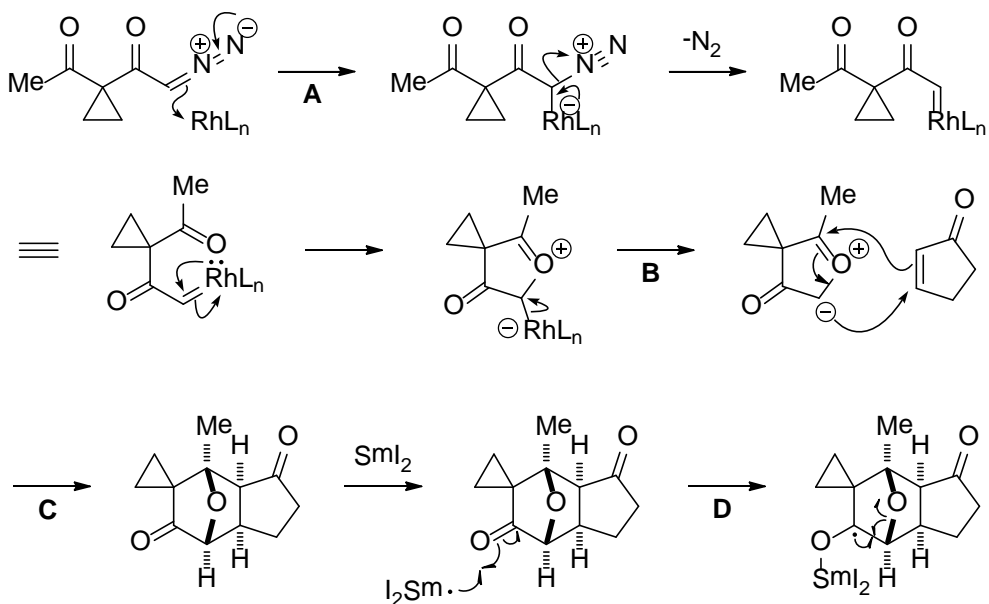
C014

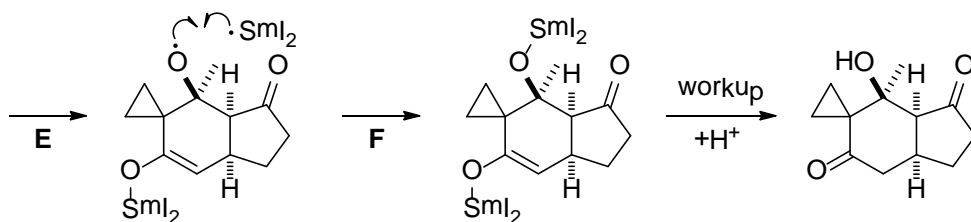


Corey, E. J.; Arnett, J. E.; Widiger, G. N. *J. Am. Chem. Soc.* **1975**, *97*, 430.

Barton reaction (A-D, [ref](#) 097). **A**: Photo-induced homolytic cleavage of the nitrite. **B**: Abstraction of a hydrogen atom via a six-membered transition state. **C**: Recombination of $\cdot\text{NO}$ with the resulting radical. **D**: Tautomerization to form an oxime. **E**: Beckmann rearrangement ([ref](#) A055).

C015



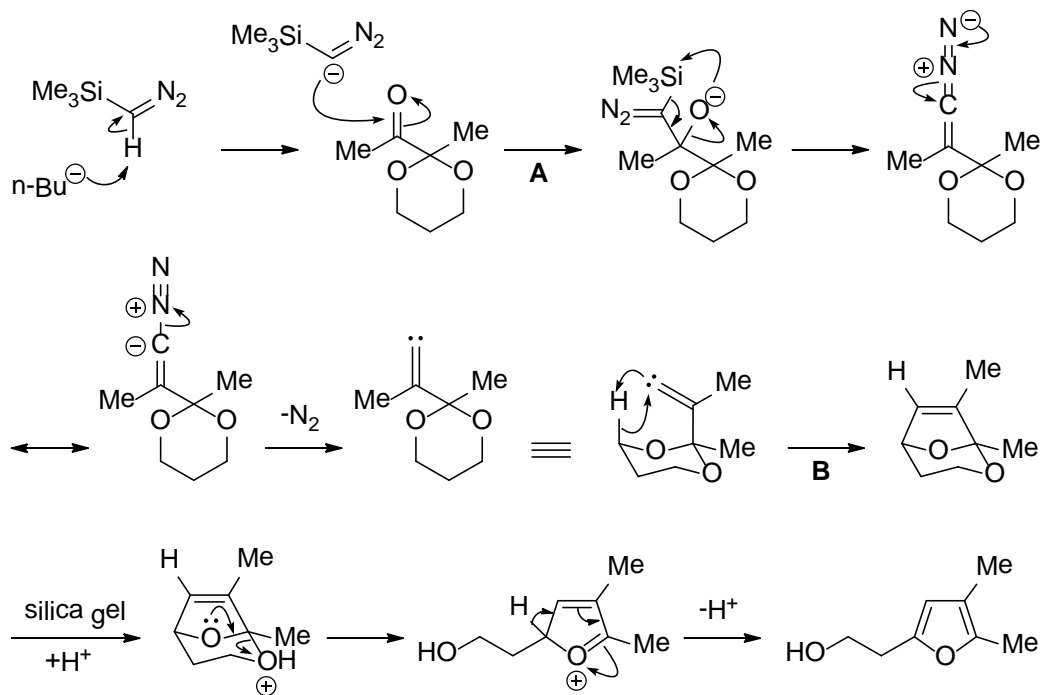


Padwa, A.; Sandanayaka, V. P.; Curtis, E. A.

J. Am. Chem. Soc. **1994**, *116*, 2667.

A: Formation of a rhodium carbene complex. **B:** Formation of a carbonyl ylide. **C:** 1,3-Dipolar cycloaddition. **D:** SET to form a ketyl radical. **E:** Homolytic cleavage of the C-O bond. **F:** SET.

C016

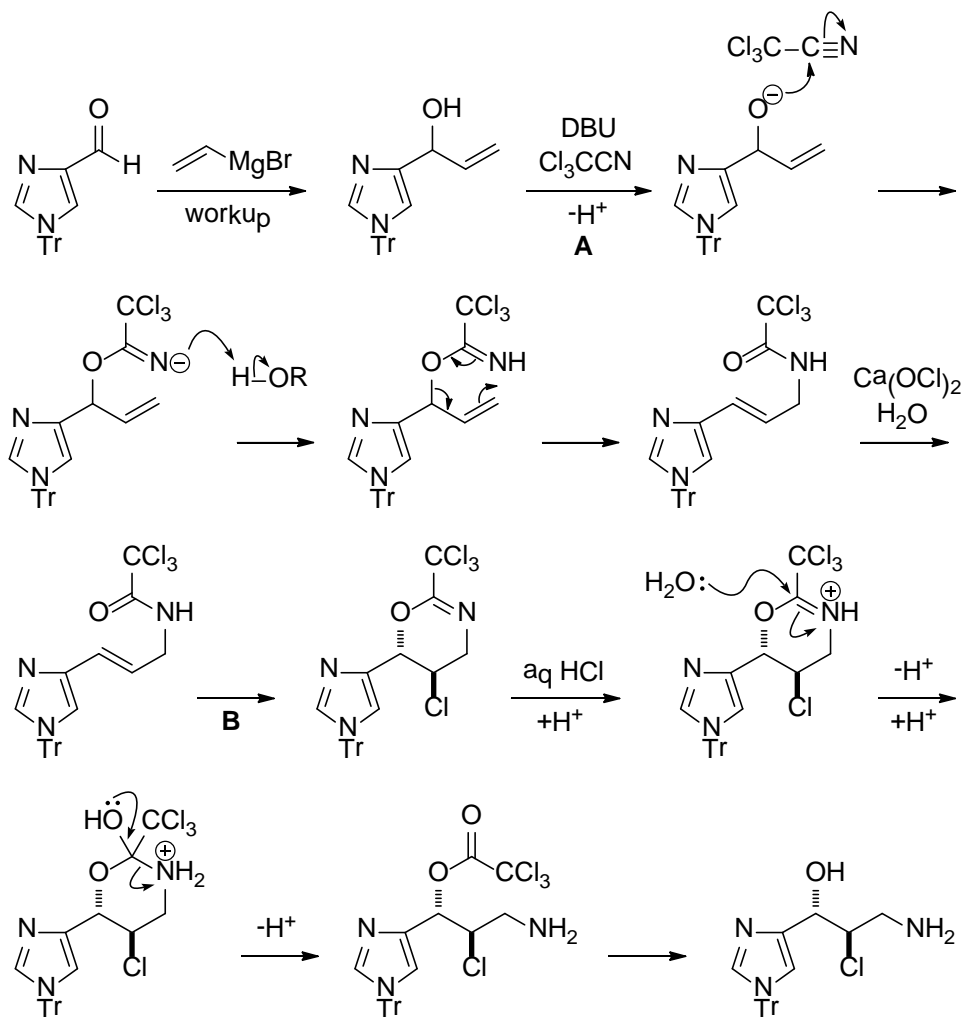


Walker, L. F.; Connolly, S.; Wills, M.

Tetrahedron Lett., **1998**, *39*, 5273.

A: Peterson olefination (ref A074) followed by elimination of N_2 to form an alkylidene carbene. **B:** C-H insertion.

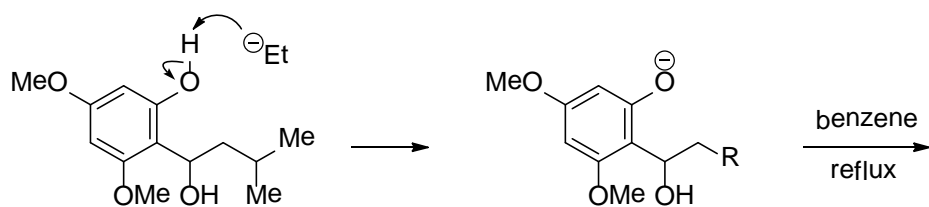
C017

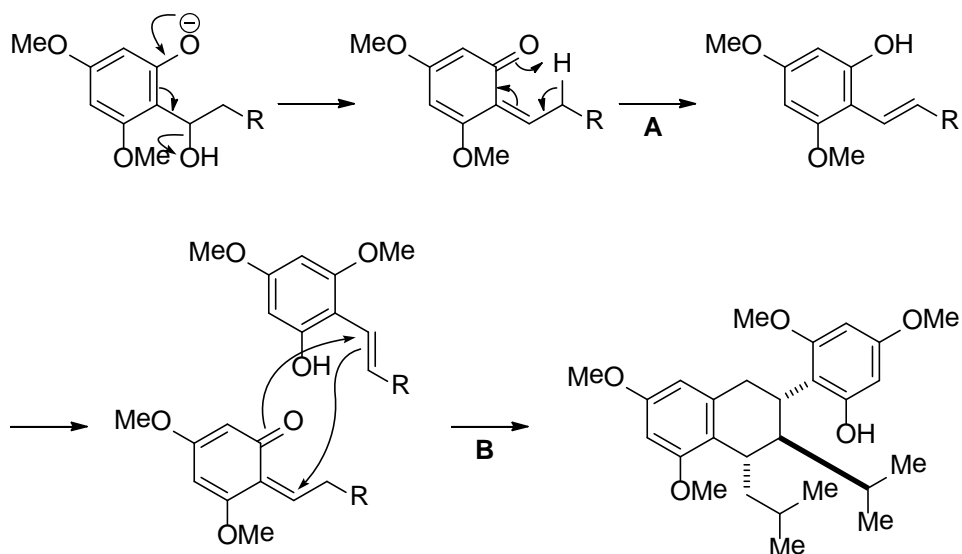


Commercon, A.; Ponsinet, G. *Tetrahedron Lett.* **1990**, 31, 3871.

A: Formation of a trichloroacetimidate followed by aza-Claisen rearrangement. **B:** While formation of five-membered rings is kinetically favored, activation by the imidazole ring directed the cyclization to form a six-membered ring.

C018

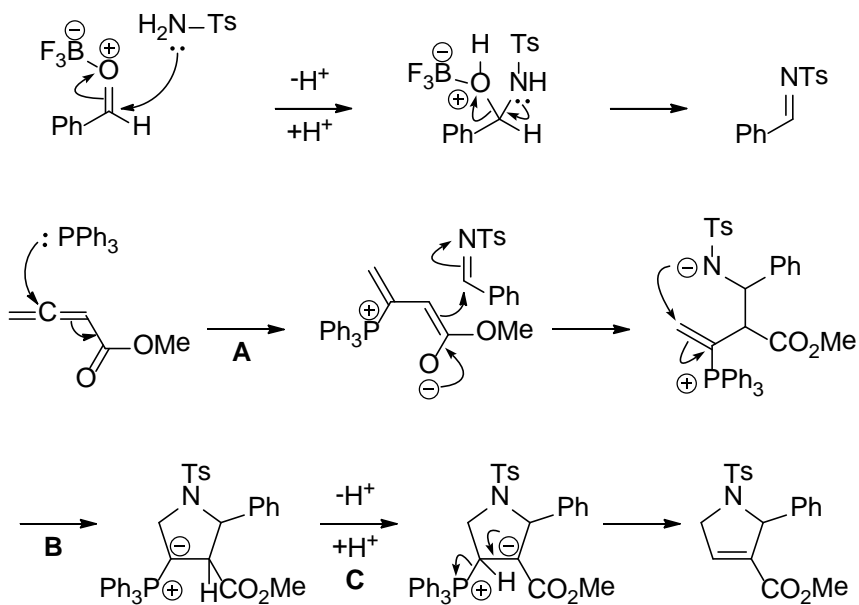




Tatsuta, K.; Tamura, T.; Mase, T. *Tetrahedron Lett.* **1999**, 40, 1925.

A: Restoration of the aromaticity. **B**: Hetero-Diels-Alder reaction.

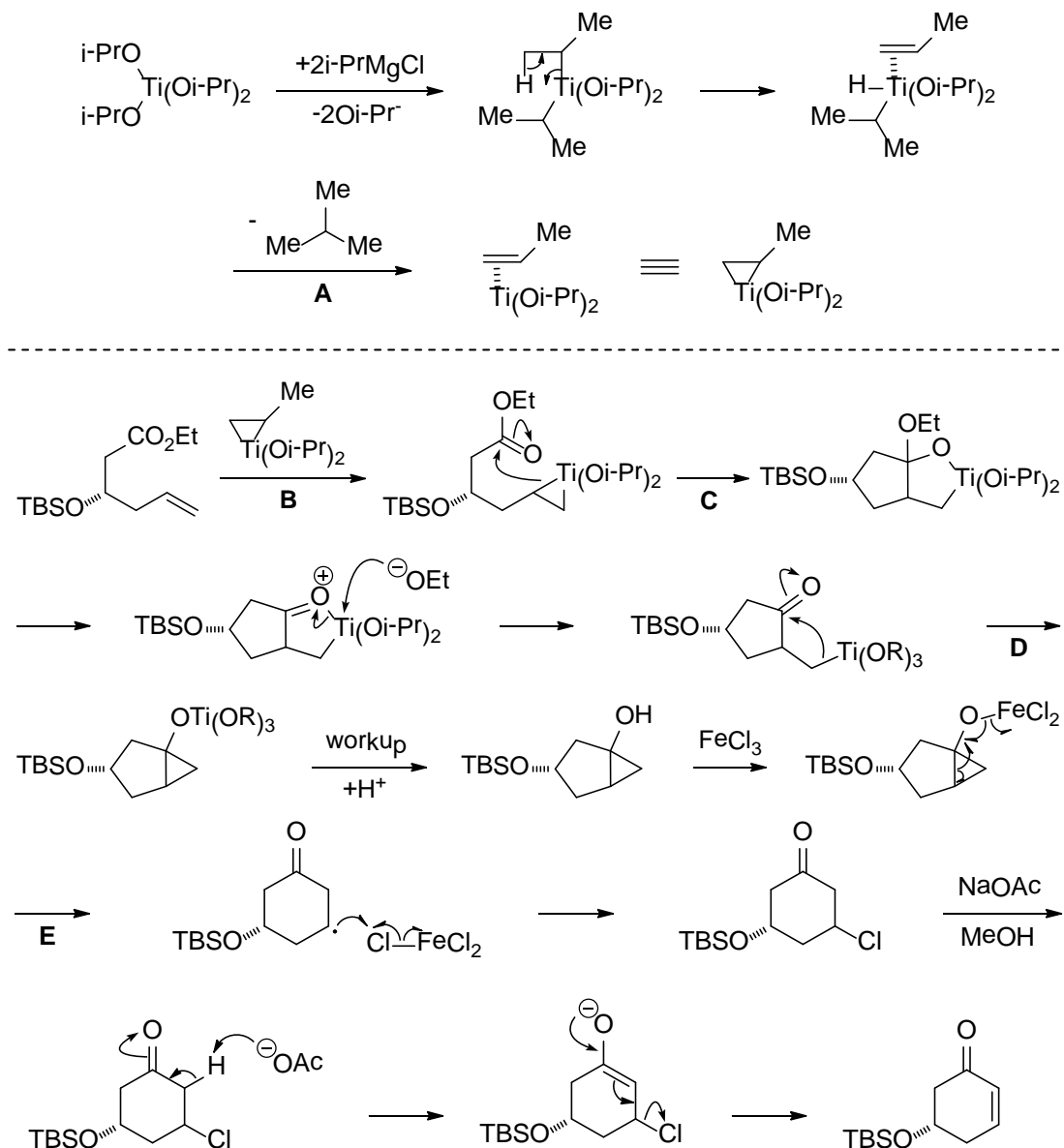
C019



Xu, Z.; Lu, X. *J. Org. Chem.* **1998**, 63, 5031.

A: Conjugate addition of Ph_3P to the allenyl ester to form an enolate. **B**: 5-endo-trig Cyclization to form an ylide. **C**: Proton transfer followed by elimination of Ph_3P .

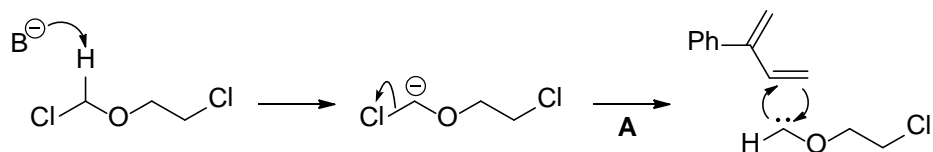
C020

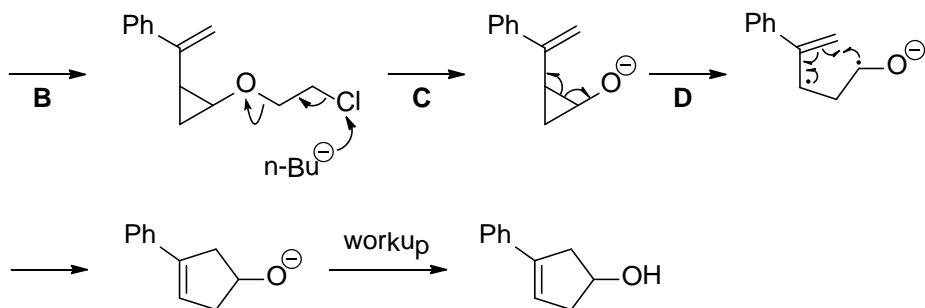


Hanazawa, T.; Okamoto, S.; Sato, F. *Tetrahedron Lett.* **2001**, 42, 5455.

A: Formation of a titanium-propylene complex or a titanacyclopropane derivative ([ref](#) B128). **B:** Olefin exchange. **C:** Intramolecular insertion of the carbonyl group to the titanium complex. **D:** Formation of a cyclopropane. **E:** Oxidative cleavage of the cyclopropane ring.

C021

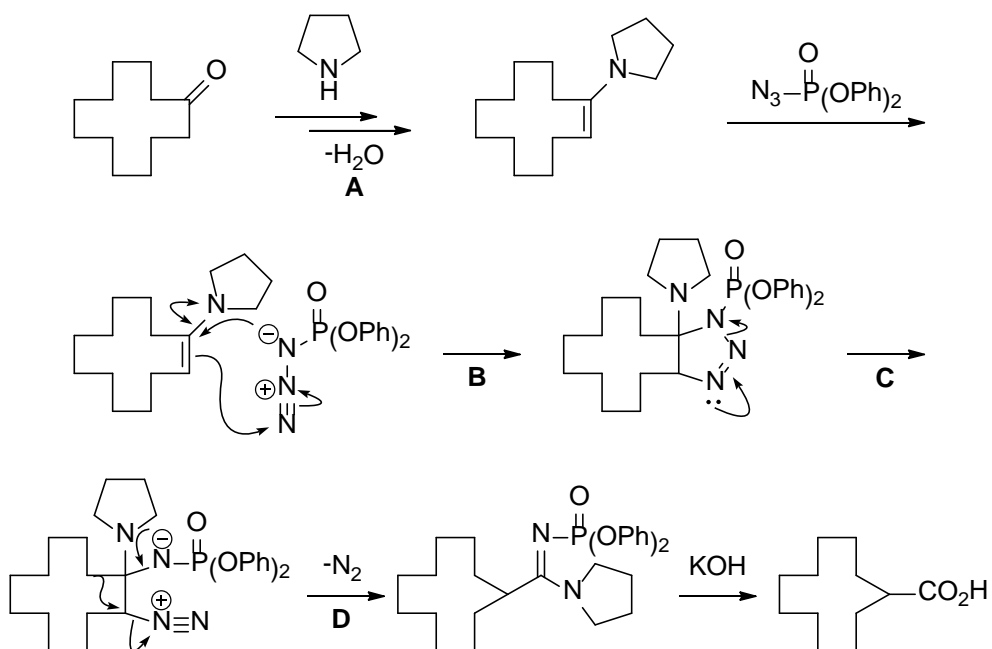




Danheiser, R. L.; Martinez-Davila, C.; Morin, J. M., Jr. *J. Org. Chem.* **1980**, 45, 1340.

A: α -Elimination to form a carbene. **B:** Cyclopropanation. **C:** β -Elimination to form a cyclopropanol anion. **D:** Anion-accelerated vinylcyclopropane rearrangement (homolytic cleavage followed by recombination of the diradical).

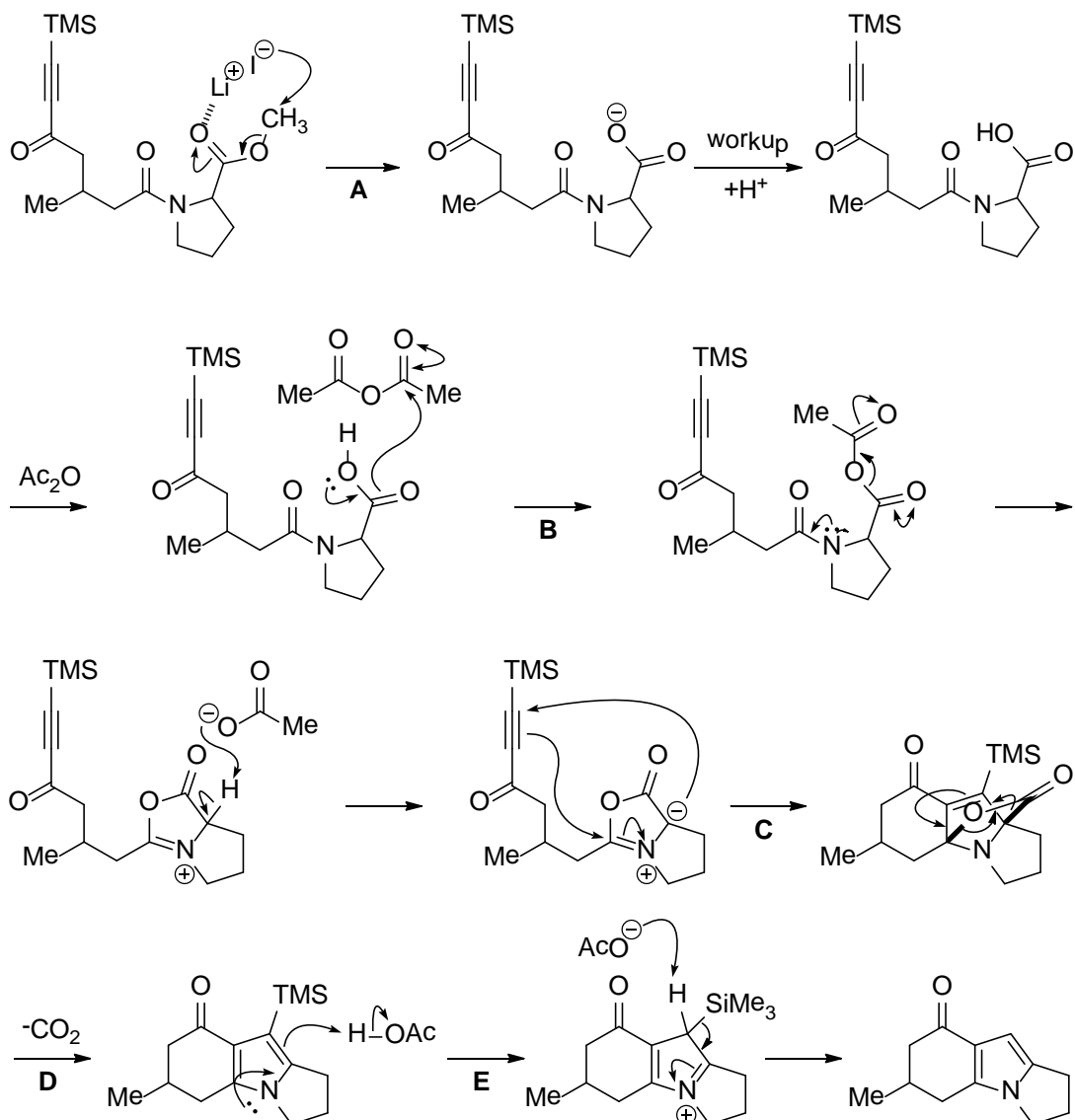
C022



Hamada, Y.; Shioiri, T. *Org. Synth., Coll. Vol. VII* **1990**, 207

A: Formation of an enamine. **B:** 1,3-Dipolar cycloaddition. **C:** Cleavage of the N-N bond. **D:** Tiffeneau-Demjanov-type ring contraction.

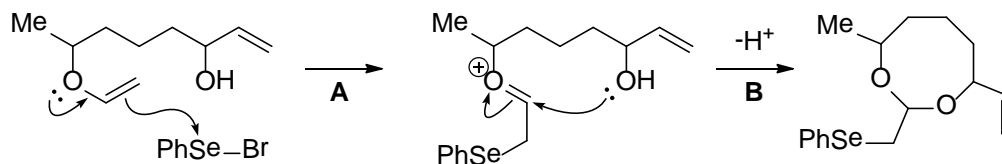
C023

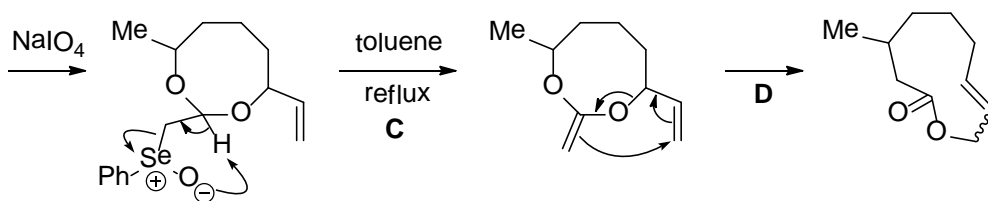


Nayar, N. K.; Hutchison, D. R.; Martinelli, M. J. *J. Org. Chem.* **1997**, 62, 982.

A: Demethylation via an S_N2 process. **B:** Cyclization of the mixed anhydride followed by formation of a 1,3-dipole. **C:** Intramolecular 1,3-dipolar cycloaddition. **D:** Decarboxylation. **E:** Protodesilylation.

C024

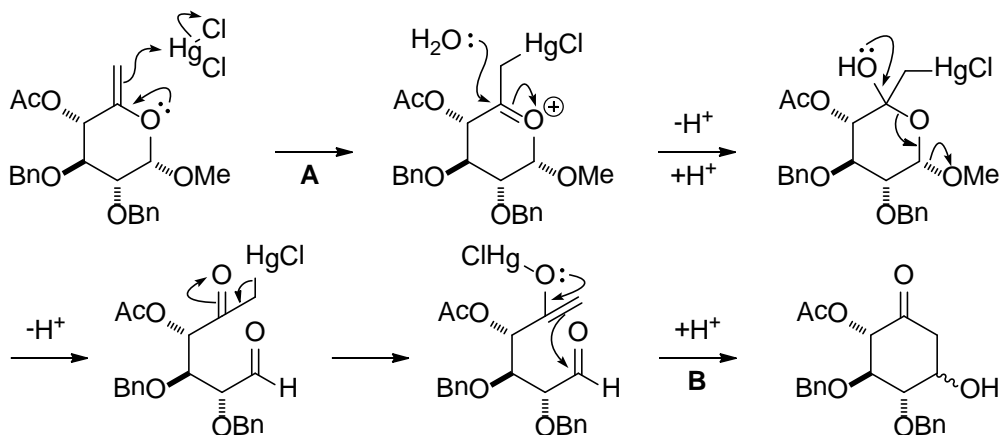




Petrzilka, M. Heir. *Chim. Acta* **1978**, 61, 3075.

A: Selenation of the electron-rich enol ether. **B:** Intramolecular acetal formation. **C:** β -Elimination of the selenoxide. **D:** Claisen rearrangement.

C025

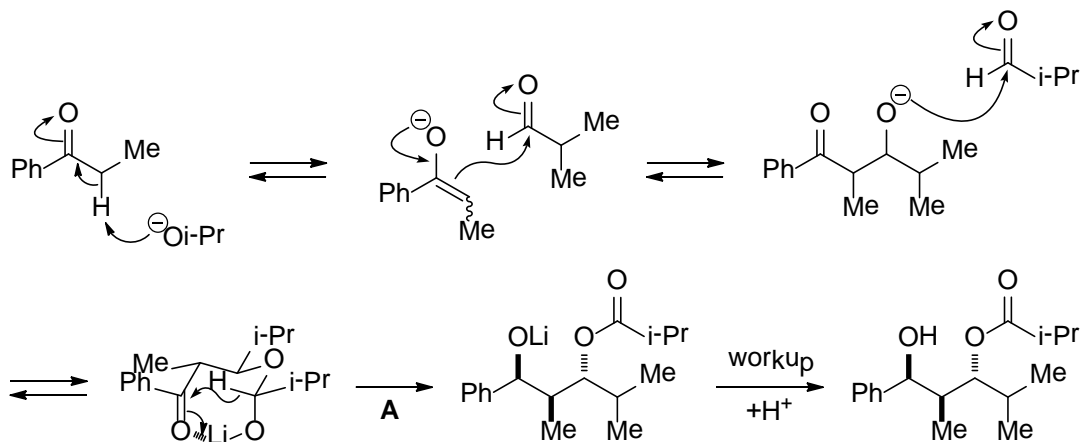


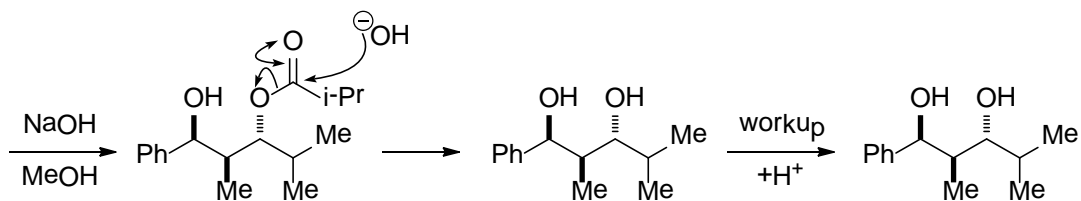
Chida, N.; Ohtsuka, M.; Nakazawa, K.; Ogawa, S.

J. Chem. Soc., Chem. Commun. **1989**, 436.

Ferrier rearrangement. **A:** Oxymercuration of enol ether. **B:** Intramolecular aldol reaction of the mercury enolate with the aldehyde.

C026

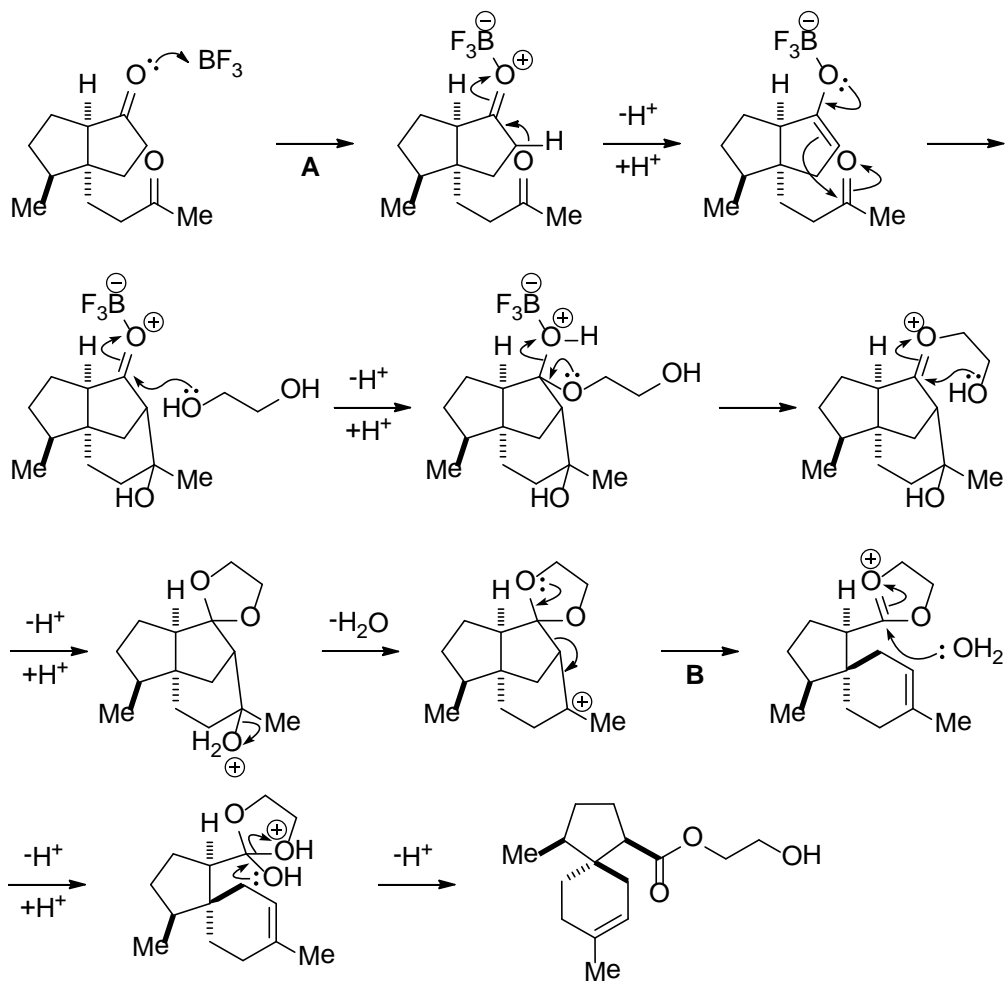




Mascarenhas, C. M.; Duffey, M. O.; Liu, S.-Y.; Morken, J. P. *Org. Lett.* **1999**, 1, 1427.

Tishchenko reaction. **A**: Intramolecular hydride transfer (Cannizzaro-type reaction) through a chair-like transition state.

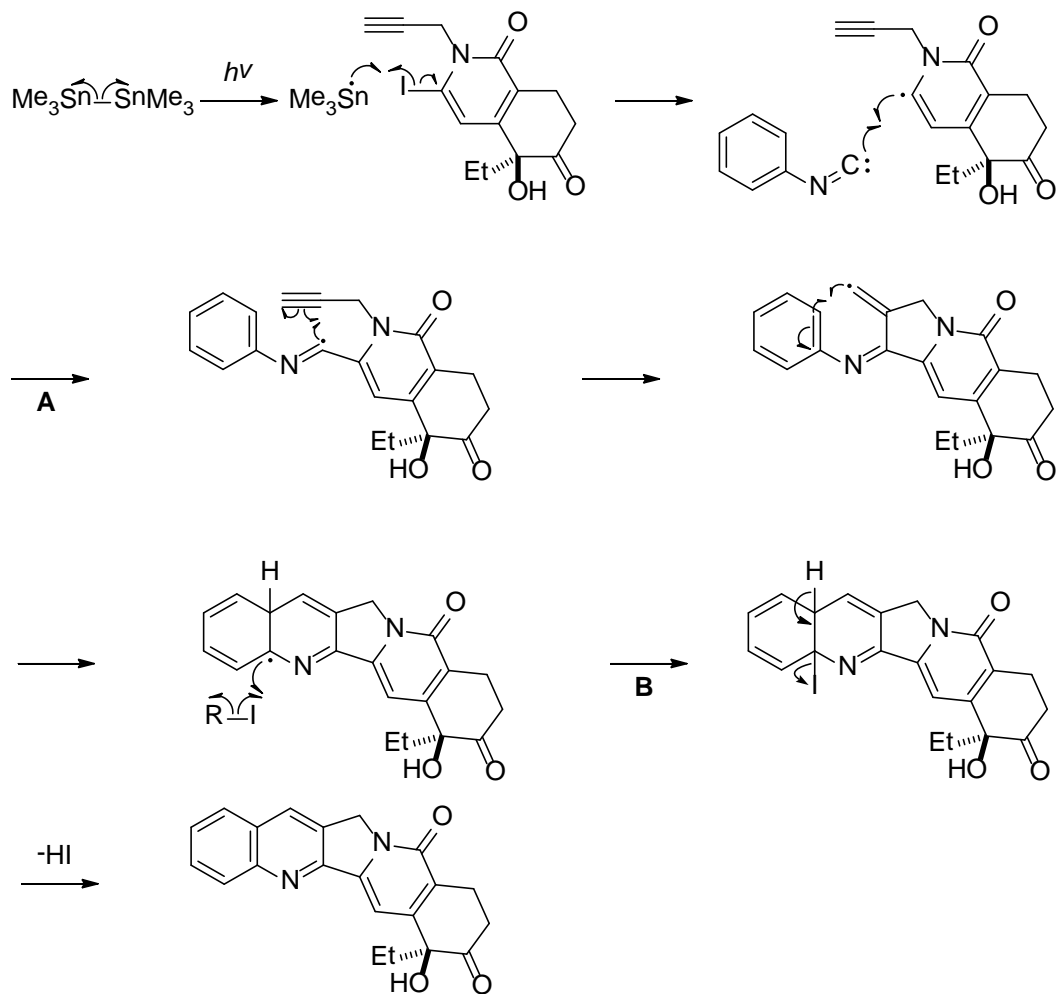
C027



Nagumo, S.; Suemune, H.; Sakai, K. *J. Chem. Soc., Chem. Commun.* **1990**, 1778.

A: Intramolecular acid-catalyzed aldol reaction. **B**: Grob-type fragmentation.

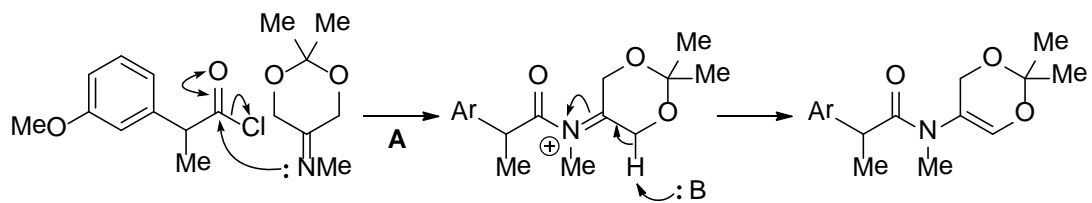
C028

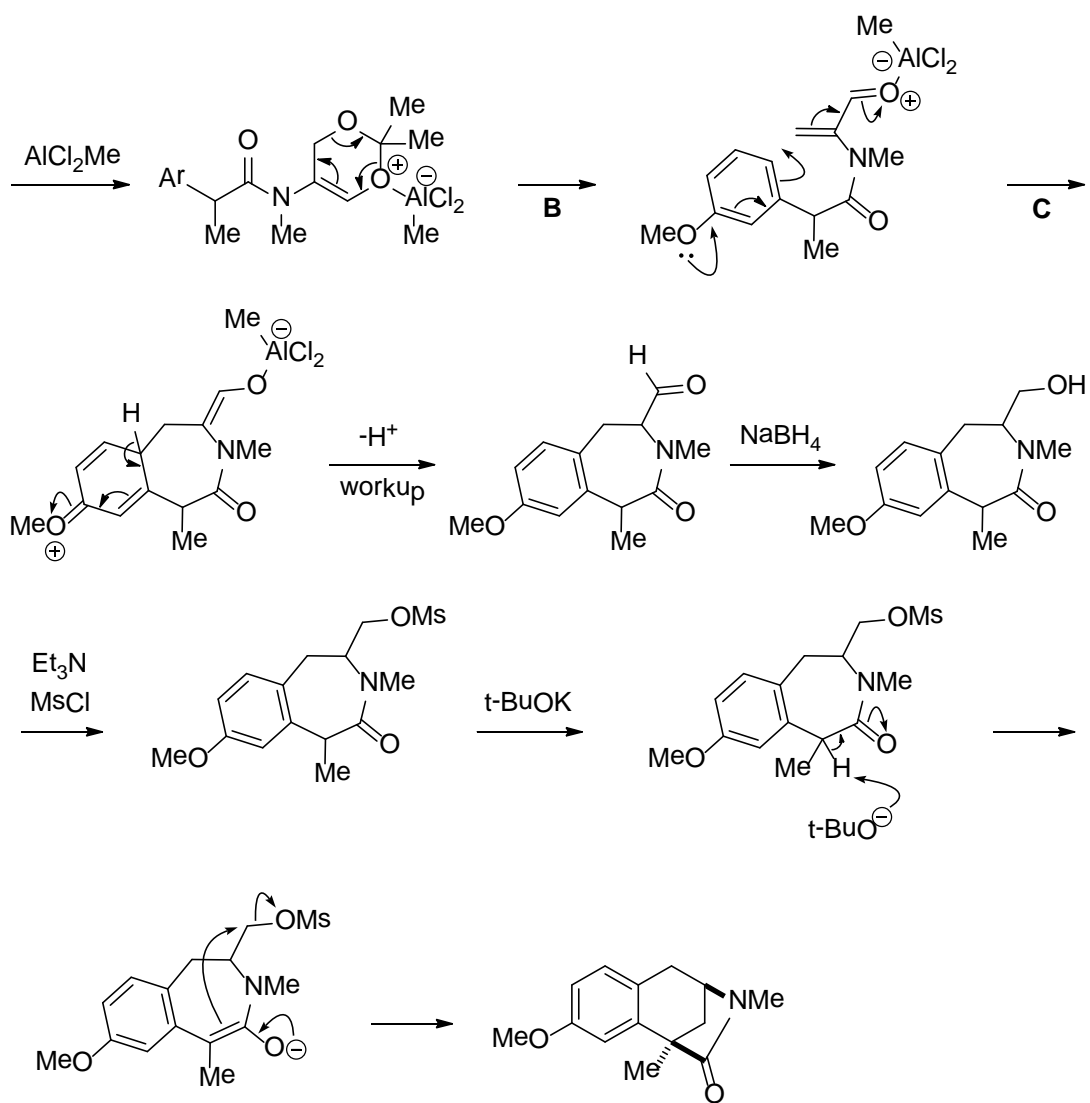


Curran, D. P.; Ko, S.-B.; Josien, H. *Angew. Chem. Int. Ed.* **1995**, 34, 2683.

A: Radical addition of an isocyanide to form an imidoyl radical. **B:** Atom transfer reaction.

C029

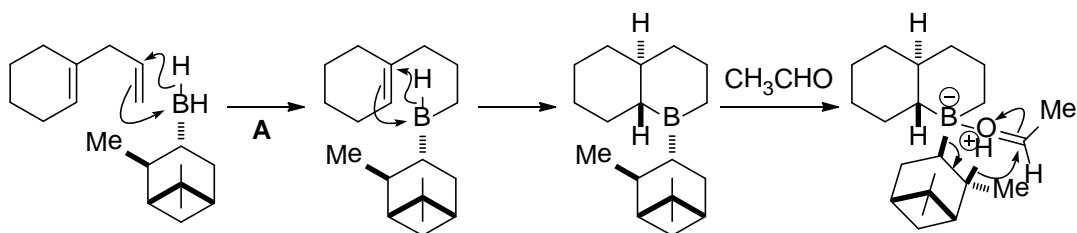


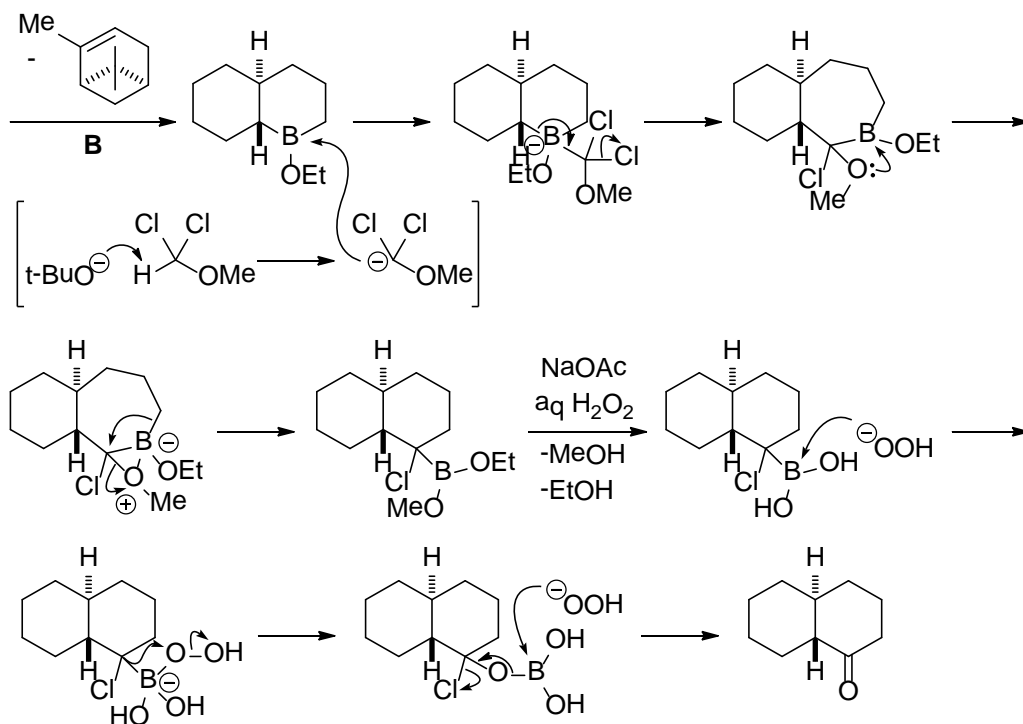


Fuchs, J. R.; Funk, R. L. *Org. Lett.*, **2001**, 3, 3923.

A: Acylation of the imine to form an enamide. **B:** Retro cycloaddition to form an α -amidoacrolein. **C:** Intramolecular conjugate addition of the electron-rich aromatic ring to the amidoacrolein.

C030

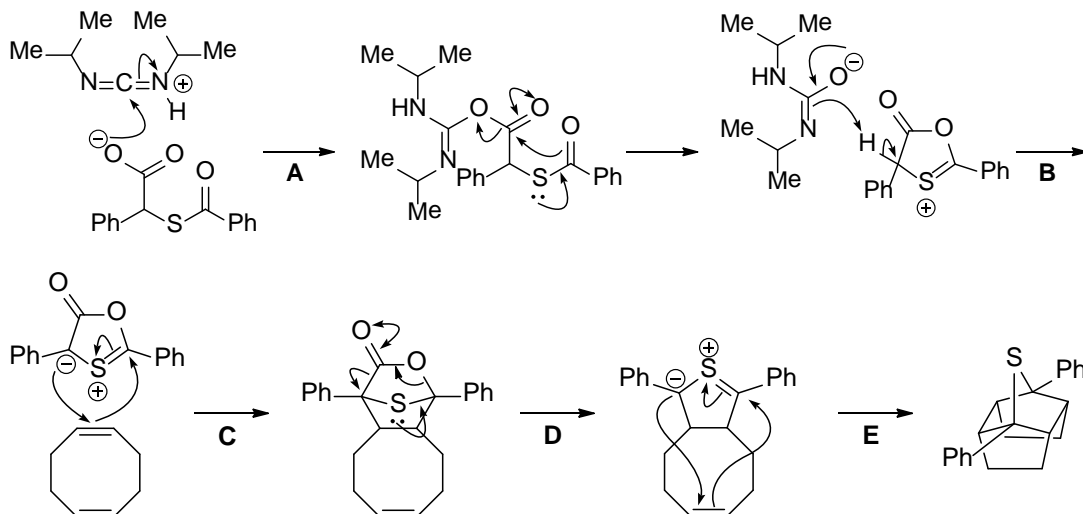




Brown, H. C.; Mahindroo, V. K.; Dhokte, U. P. *J. Org. Chem.* **1996**, 61, 1906.

A: Sequential hydroboration to form a trialkylborane. **B:** Hydride transfer via a six-membered transition state. See Meerwein-Ponndorf-Verley reduction ([ref B002](#)).

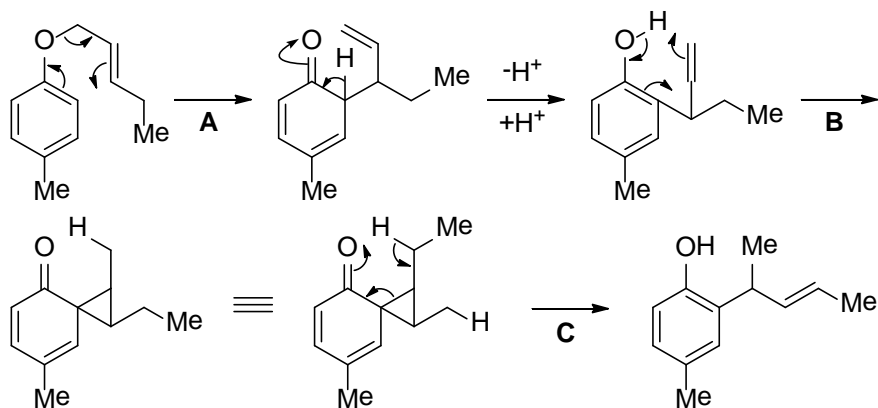
C031



Sponholtz III, W. R.; Trujillo, H. A.; Gribble, G. W. *Tetrahedron Lett.* **2000**, 41, 1687.

A: Activation of the carboxyl group as an O-acylisourea. **B:** Generation of a 1,3-dipole. **C:** 1,3-Dipolar cycloaddition. **D:** Decarboxylation to form a 1,3-dipole. **E:** Intramolecular 1,3-dipolar cycloaddition.

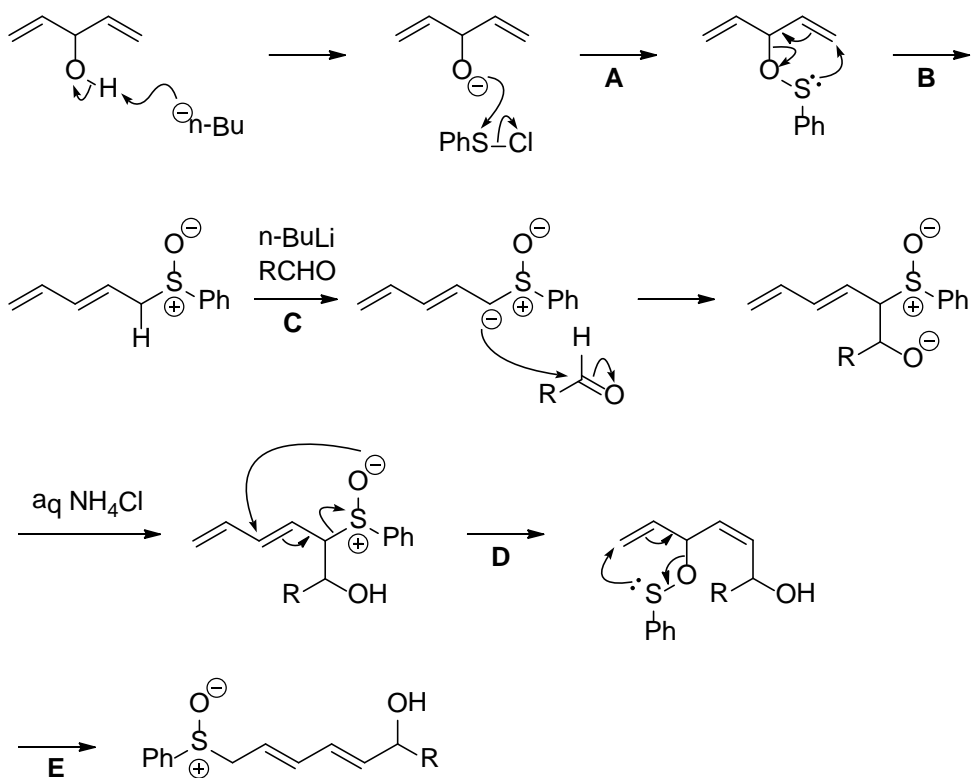
C032



Fukuyama, T.; Li, T.; Peng, G. *Tetrahedron Lett.* **1994**, 35, 2145.

Abnormal Claisen rearrangement. **A**: Claisen rearrangement followed by tautomerization. **B**: Intramolecular oxy-ene reaction to form a cyclopropane. **C**: Retro oxy-ene reaction.

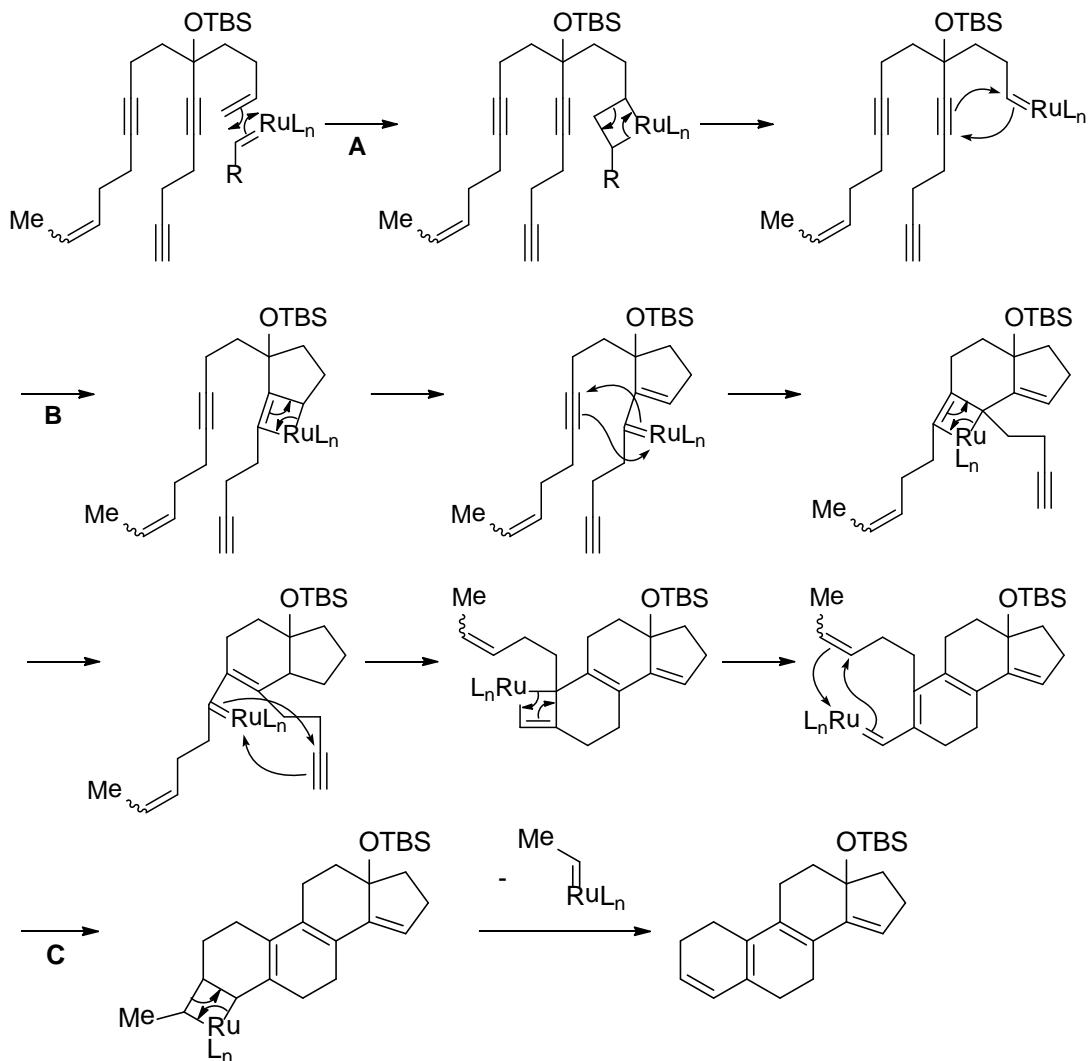
C033



Schreiber, S. L.; Satake, K. *J. Am. Chem. Soc.* **1984**, 106, 4186.

A: Formation of a sulfenate. **B**: [2,3] Sigmatropic rearrangement. **C**: Deprotonation followed by addition to the aldehyde (pKa DMSO = 35). **D**: [2,3] Sigmatropic rearrangement of the sulfoxide. **E**: [2,3] sigmatropic rearrangement of the sulfenate.

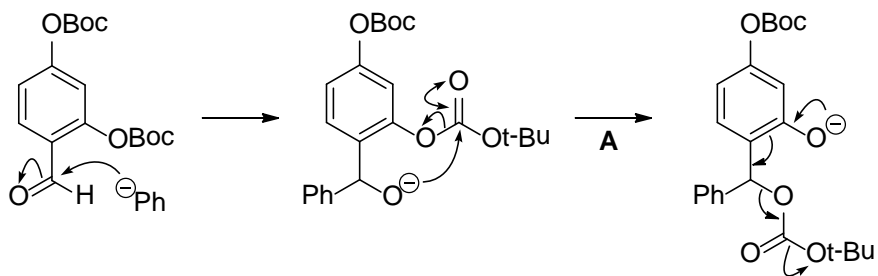
C034

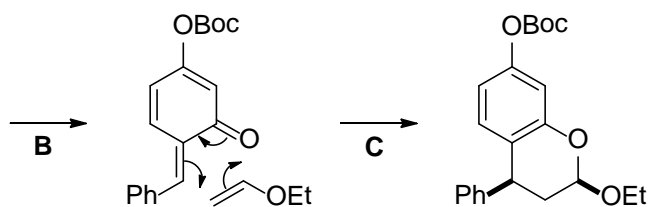


Zuercher, W. J.; Scholl, M.; Grubbs, R. H. *J. Org. Chem.* **1998**, 63, 4291.

Domino intramolecular enyne metathesis. **A:** Alkene metathesis at the terminal olefin. **B:** Sequential intramolecular alkyne metathesis to form a kinetically favored, six-membered intermediates. **C:** Intramolecular alkene metathesis.

C035

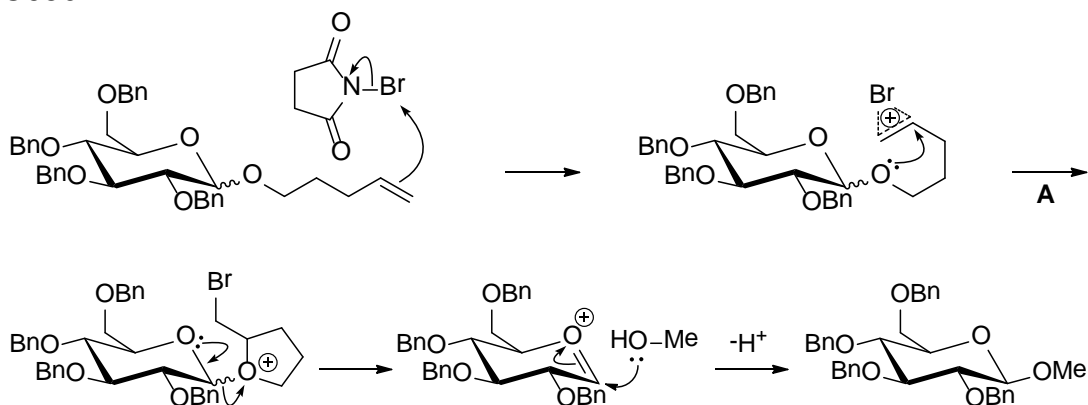




Jones, R. M.; Selenski, C.; Pettus, T. R. R. *J. Org. Chem.* **2002**, 67, 6911

A: Intramolecular acyl transfer (pK_a PhOH = 10, t-BuOH = 19). **B:** Generation of o-quinonemethide
C: Hetero-Diels-Alder reaction to form an endo-adduct.

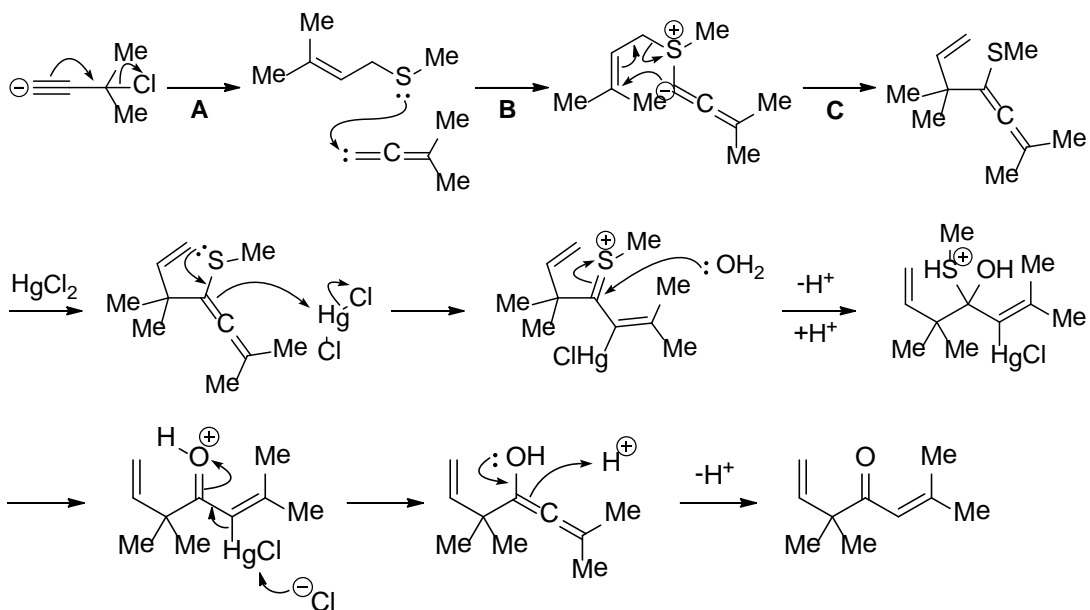
C036



Fraser-Reid, B.; Konradsson, P.; Mootoo, D. R.; Udodong, U.
J. Chem. Soc., Chem. Commun. **1988**, 823.

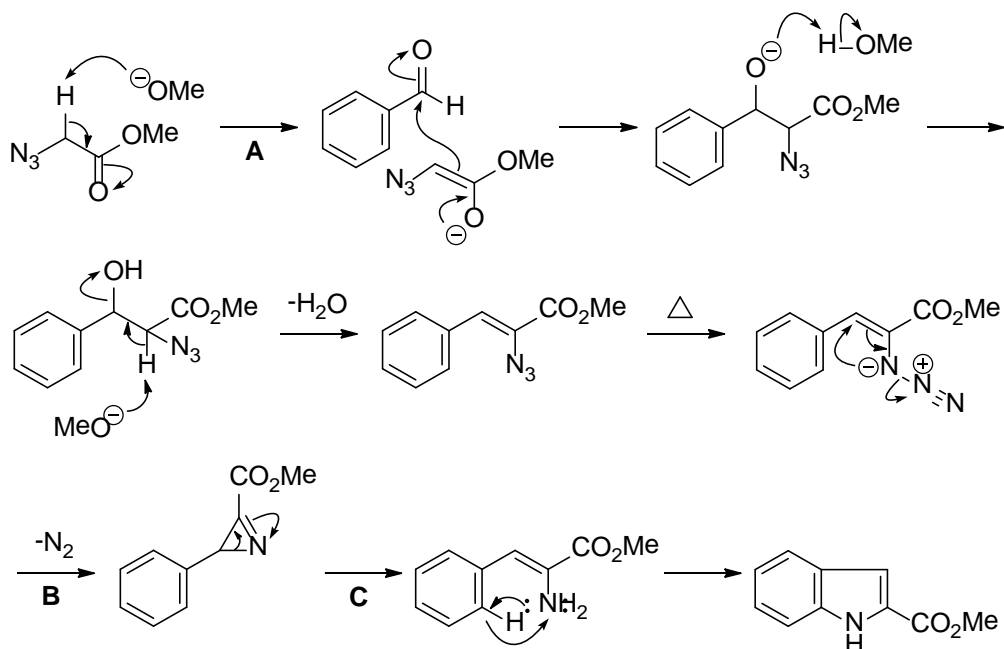
A: Bromination of the olefin causes the formation of a five-membered oxonium ion.

C037

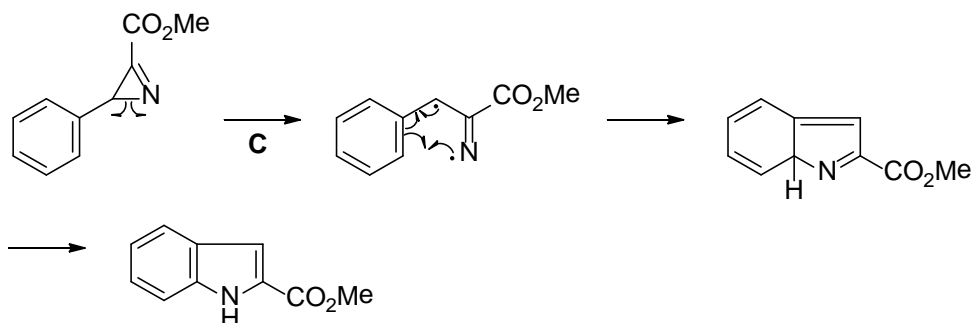


A: Generation of an alkylidene carbene. **B:** Formation of a sulfur ylide (carbene is electrophilic). **C:** [2,3] Sigmatropic rearrangement.

C038



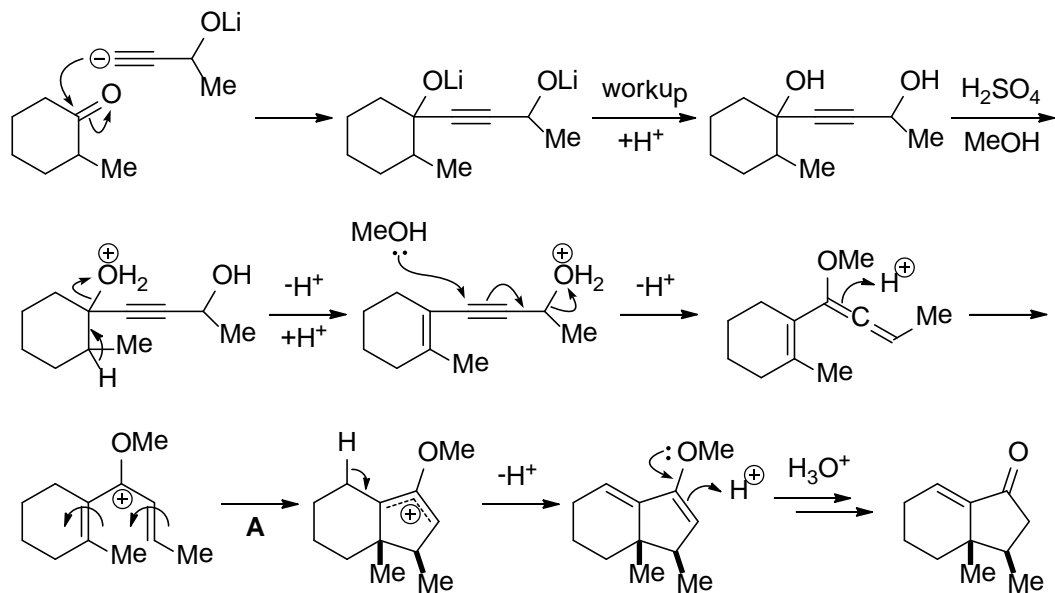
or



Knittel, D. *Synthesis* **1985**, 186.

A: Claisen-Schmidt reaction. **B:** Formation of an azirine. **C:** Cleavage of the azirine ring to form either 1) a nitrene which undergoes C-H insertion or 2) a diradical that recombines to form, upon aromatization, an indole.

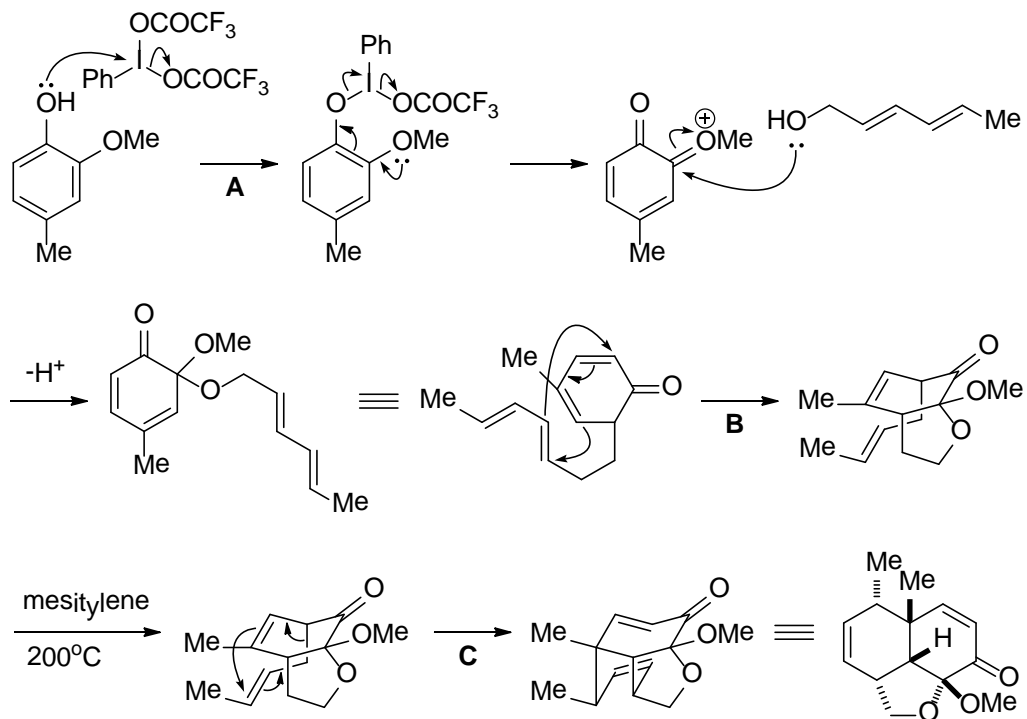
C039



Hiyama, T.; Shinoda, M.; Nozaki, H. *J. Am. Chem. Soc.* **1979**, 101, 1599.

A: Nazarov reaction (ref B026).

C040

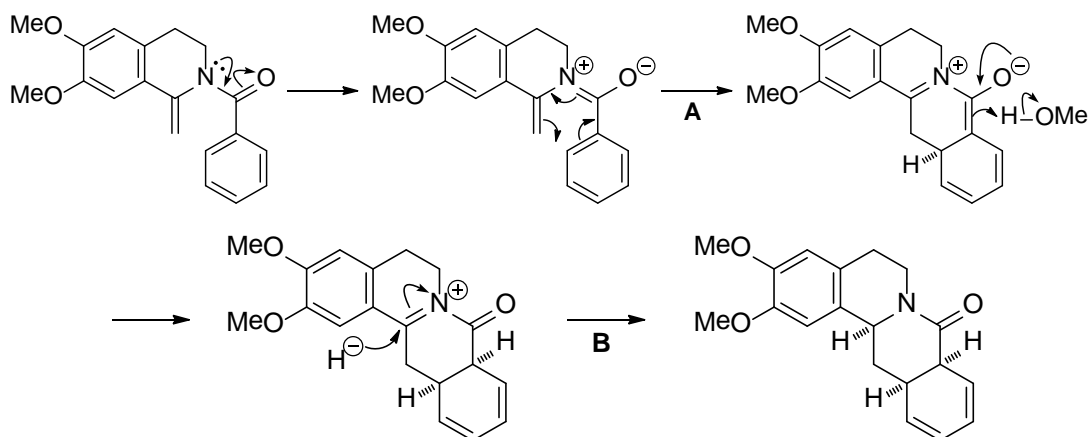


Hsiu, P.-Y.; Liao, C.-C. *J. Chem. Soc., Chem. Commun.* **1997**, 1085.

A: Oxidation of the phenol to form a mixed o-quinone monoacetal. B: Intramolecular Diels-Alder

reaction. **C**: Cope rearrangement.

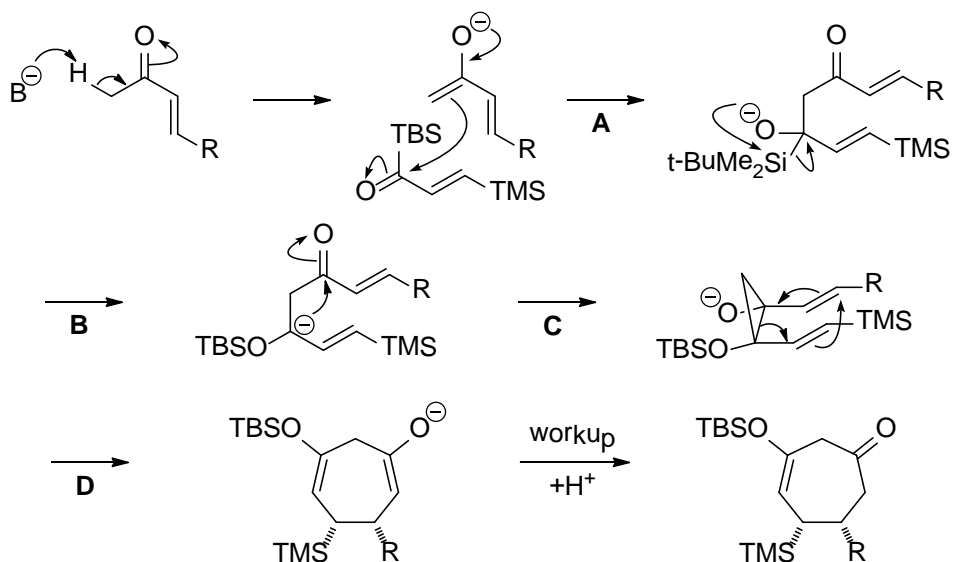
C041



Naito, T.; Tada, Y.; Nishiguchi, Y.; Ninomiya, I.
Heterocycles **1981**, *16*, 1137.

A: 6e Electrocyclic reaction. **B**: Reduction of the acyliminium ion from the convex face.

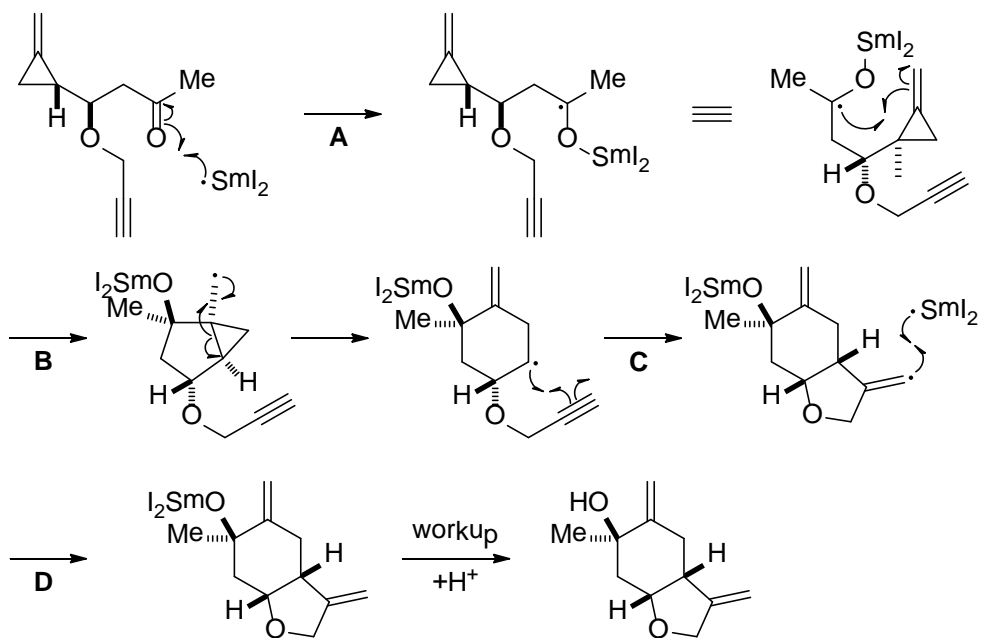
C042



Takeda, K.; Takeda, M.; Nakajima, A.; Yoshii, E.
J. Am. Chem. Soc. **1995**, *117*, 6400.

A: 1,2-Addition of the enolate to the acylsilane. **B**: Brook rearrangement. **C**: Cyclopropanation. **D**: Anion-accelerated divinylcyclopropane rearrangement.

C043

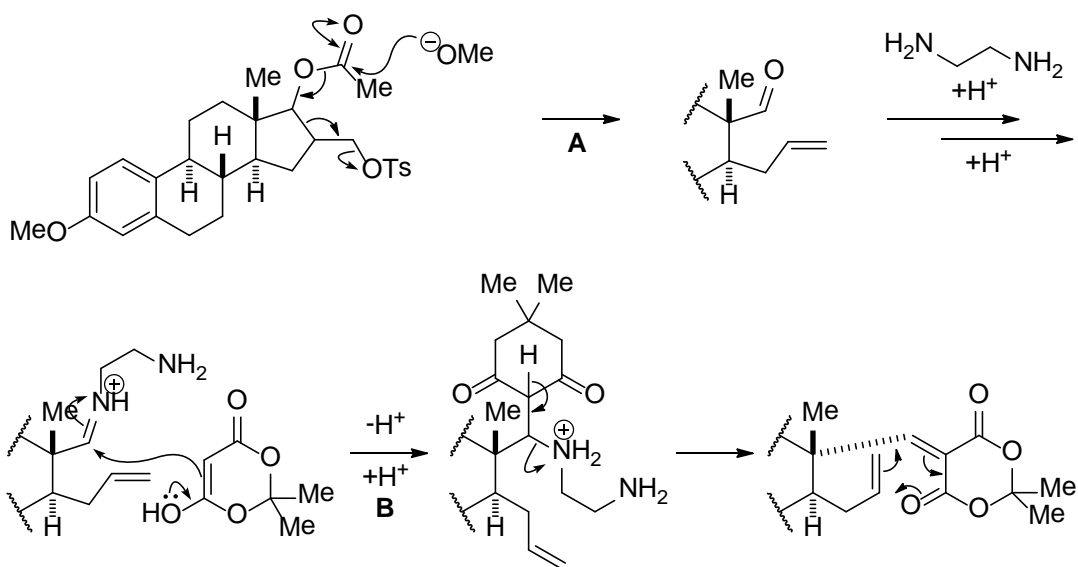


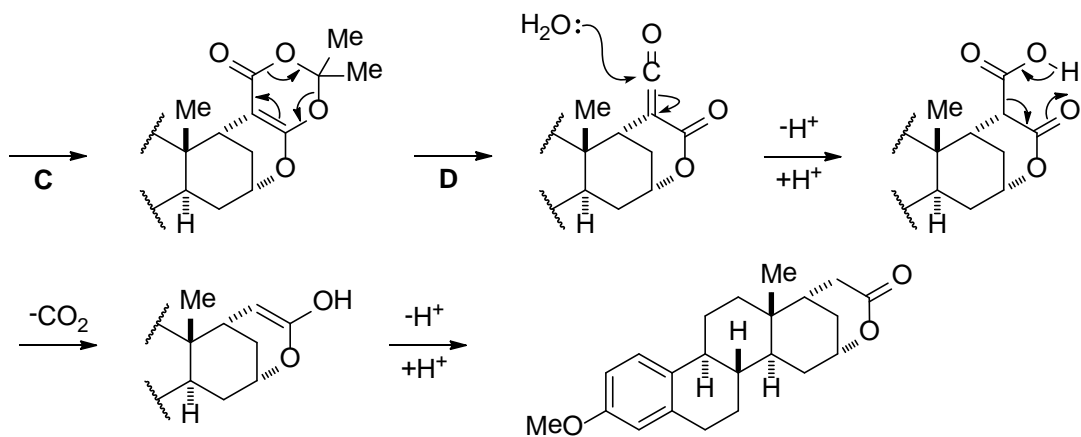
Boffey, R. J.; Santagostino, M.; Whittingham, W. G.; Kilburn, J. D.

Chem. Commun. **1998**, 1875.

A: SET. **B**: 5-exo-trig Radical cyclization to form a radical at a cyclopropylcarbonyl position which induces cleavage of the cyclopropane ring (cf. radical dock). **C**: 5-exo-dig Radical cyclization. **D**: SET.

C044

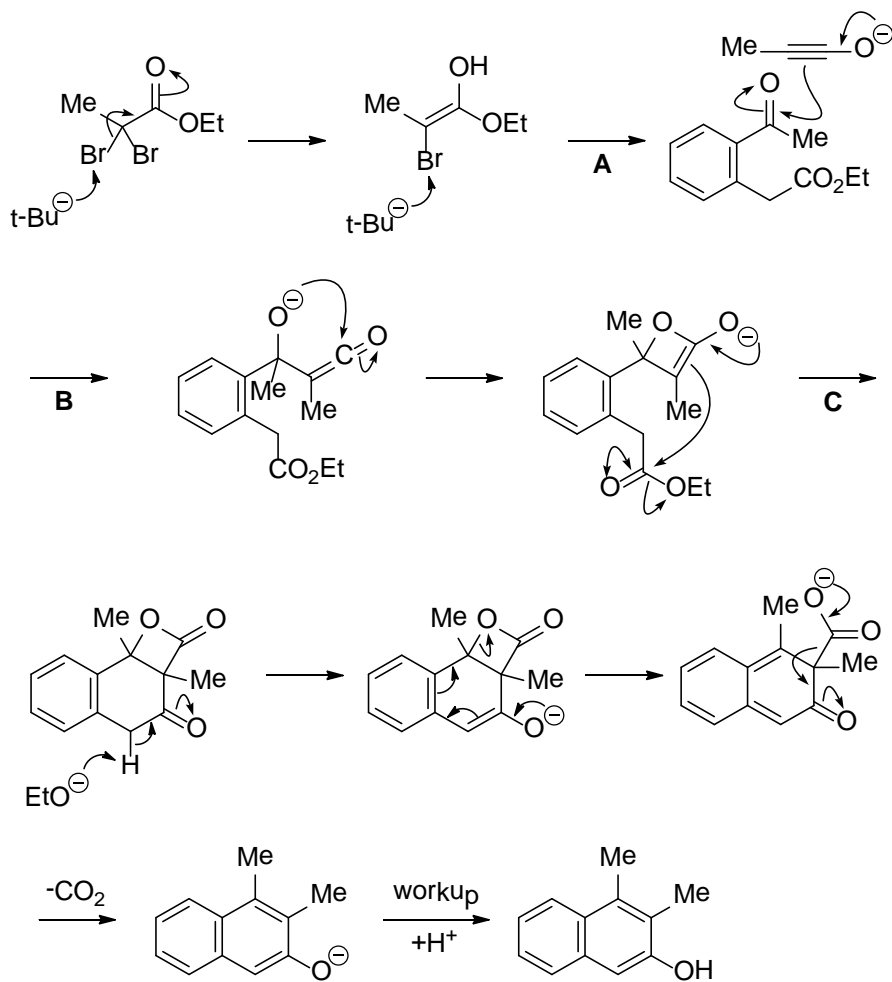




Tietze, L. F.; Wölfing, J.; Schneider, G. *Chem. Ber.* **1991**, 124, 591.

A: Grob-type fragmentation. B: Knoevenagel reaction (ref A018). C: Intramolecular hetero-Diels-Alder reaction. D: Retro Diels-Alder reaction to generate a highly reactive acylketene.

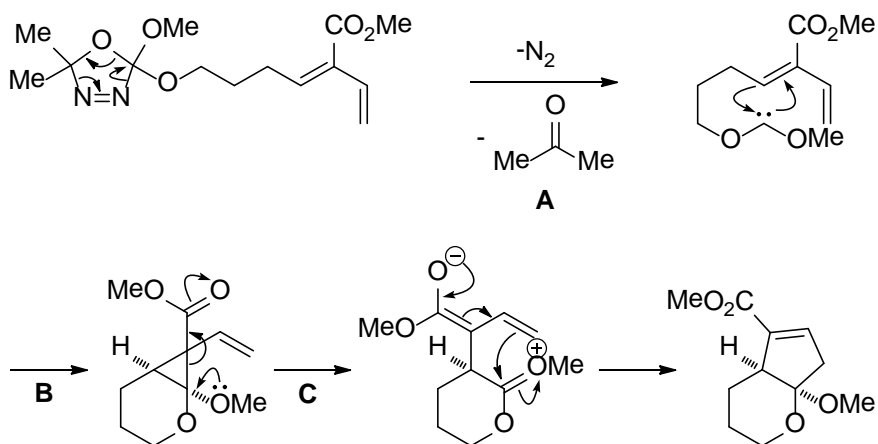
C045



Shindo, M.; Sato, Y.; Shishido, K. *J. Org. Chem.* **2001**, 66, 7818.

A: Formation of an ynoate. **B:** Addition of the ynoate to the ketone leads to the formation of a strained β -lactone enolate. **C:** Claisen condensation followed by aromatization with decarboxylation.

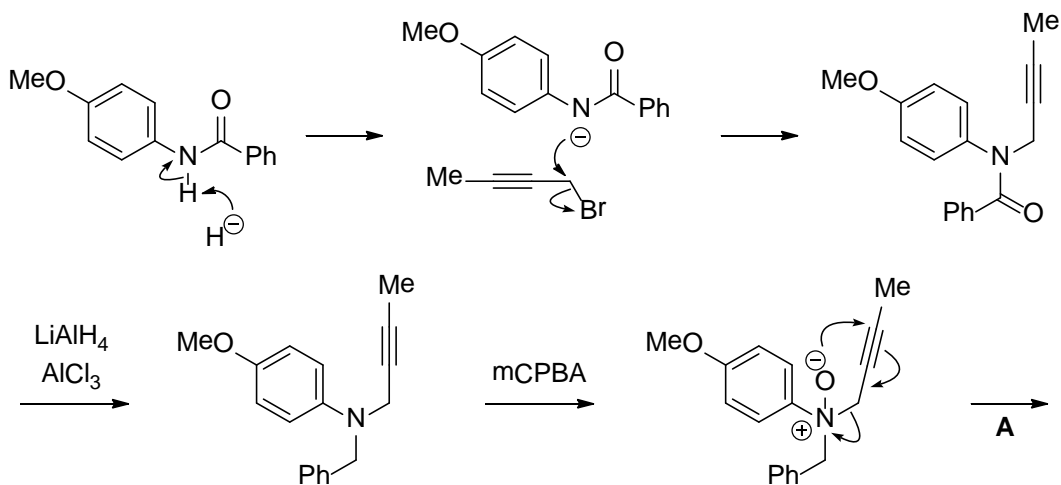
C046

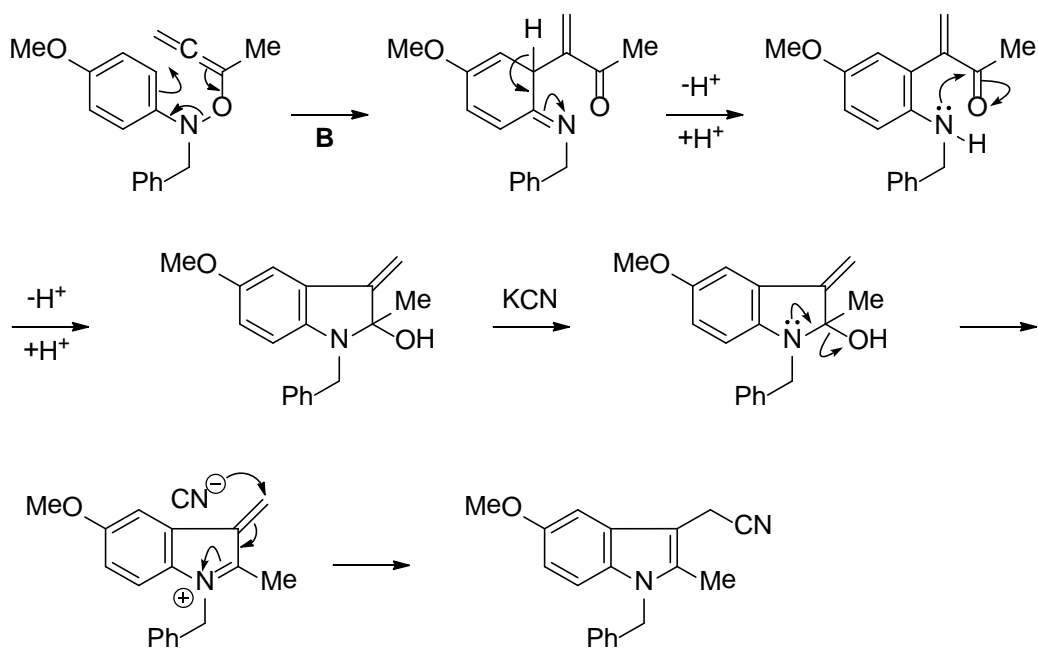


Spino, C.; Rezaei, H.; Dupont-Gaudet, K.; Belanger, F.
J. Am. Chem. Soc. **2004**, 126, 9926.

A: Fragmentation to form a dialkoxycarbene. **B:** Cyclopropanation. **C:** Cleavage of the cyclopropane ring.

C047

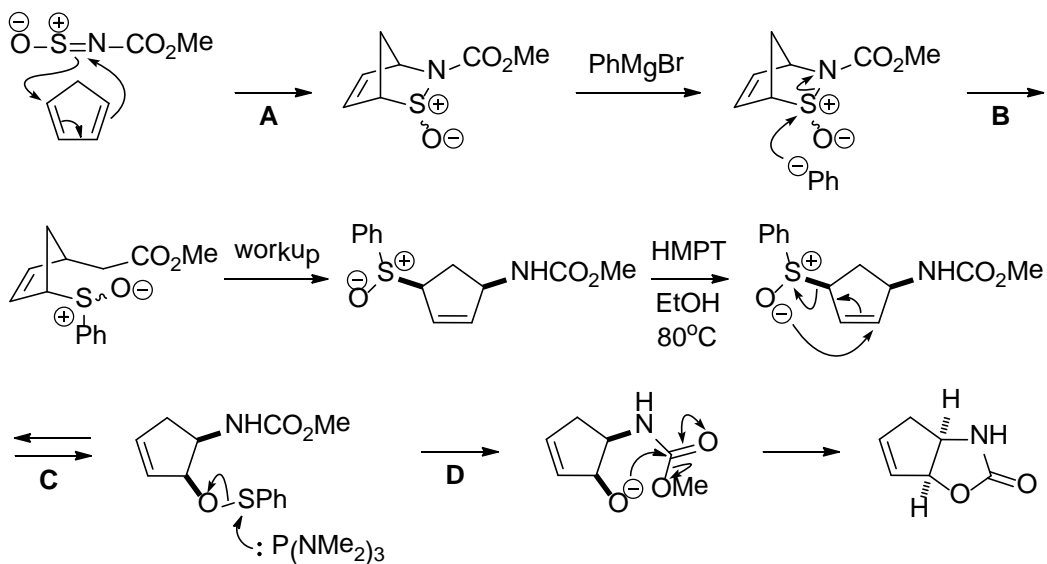




Makisumi, Y.; Takada, S. *Chem. Pharm. Bull.* **1976**, *24*, 770.

A: [2,3] Sigmatropic rearrangement of the N-oxide. B: [3,3] Sigmatropic rearrangement.

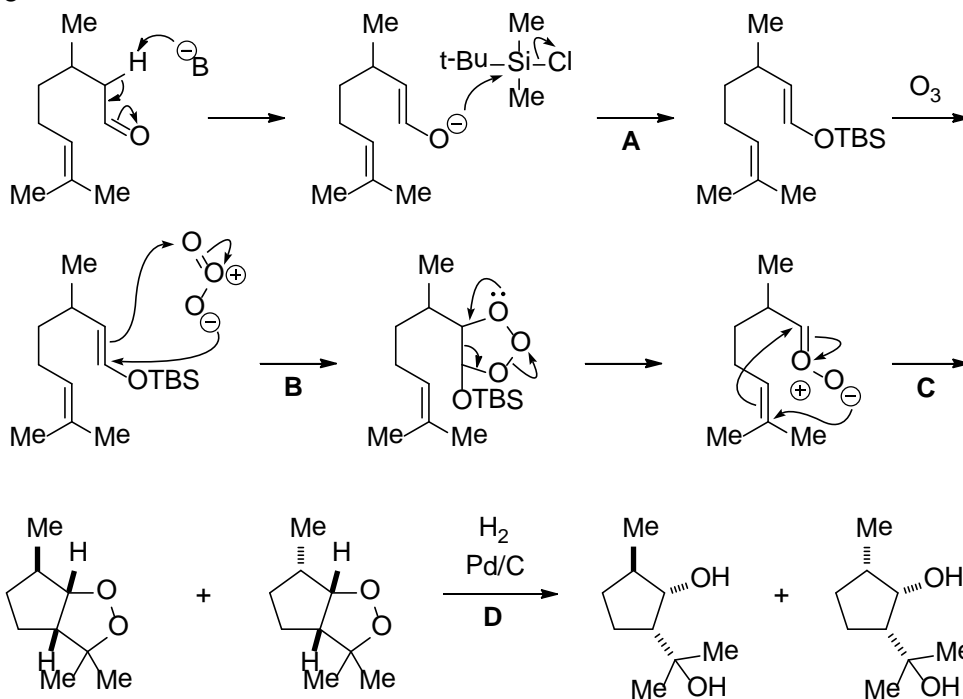
C048



Anderson, G. T.; Chase, C. E.; Koh, Y-H.; Seien, D.; Weinreb, S. M. *J. Org. Chem.* **1998**, *63*, 7594.

A: Hetero-Diels-Alder reaction. B: Cleavage of the S-N bond by S_N2 attack of PhMgBr . C: [2,3] Sigmatropic rearrangement (reversible process). D: Irreversible cleavage of the S-O bond by attack of a thiophile ($\text{P}(\text{NMe}_2)_3$) generates an alkoxide ion which then cyclizes to give an oxazolidinone.

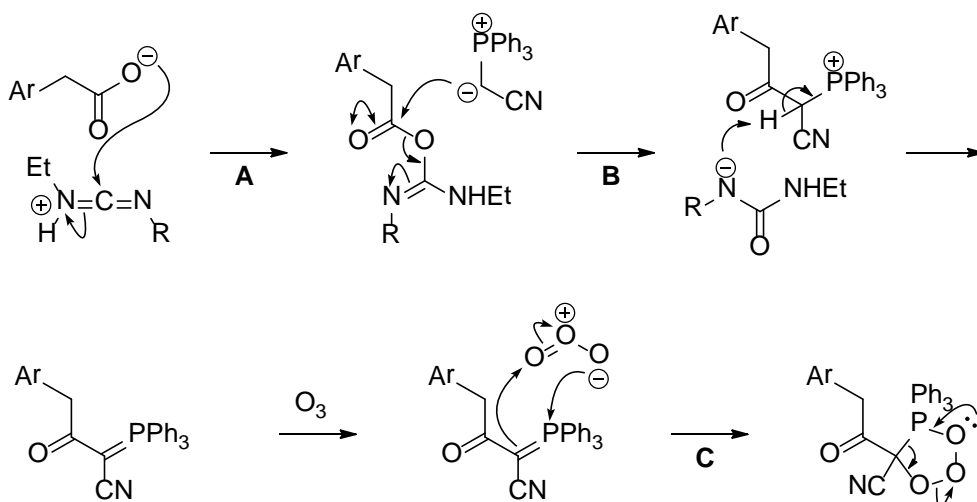
C049

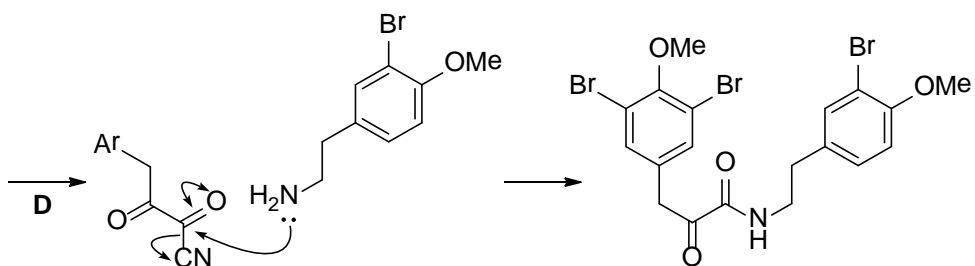


Casey, M.; Culshaw, A. J. *Synlett*

A: Formation of a silyl enol ether. **B:** 1,3-Dipolar cycloaddition of O_3 followed by cleavage of the ozonide to form a 1,3-dipole (carbonyl oxide). **C:** 1,3-Dipolar cycloaddition. **D:** Reductive cleavage of the O-O bond.

C050

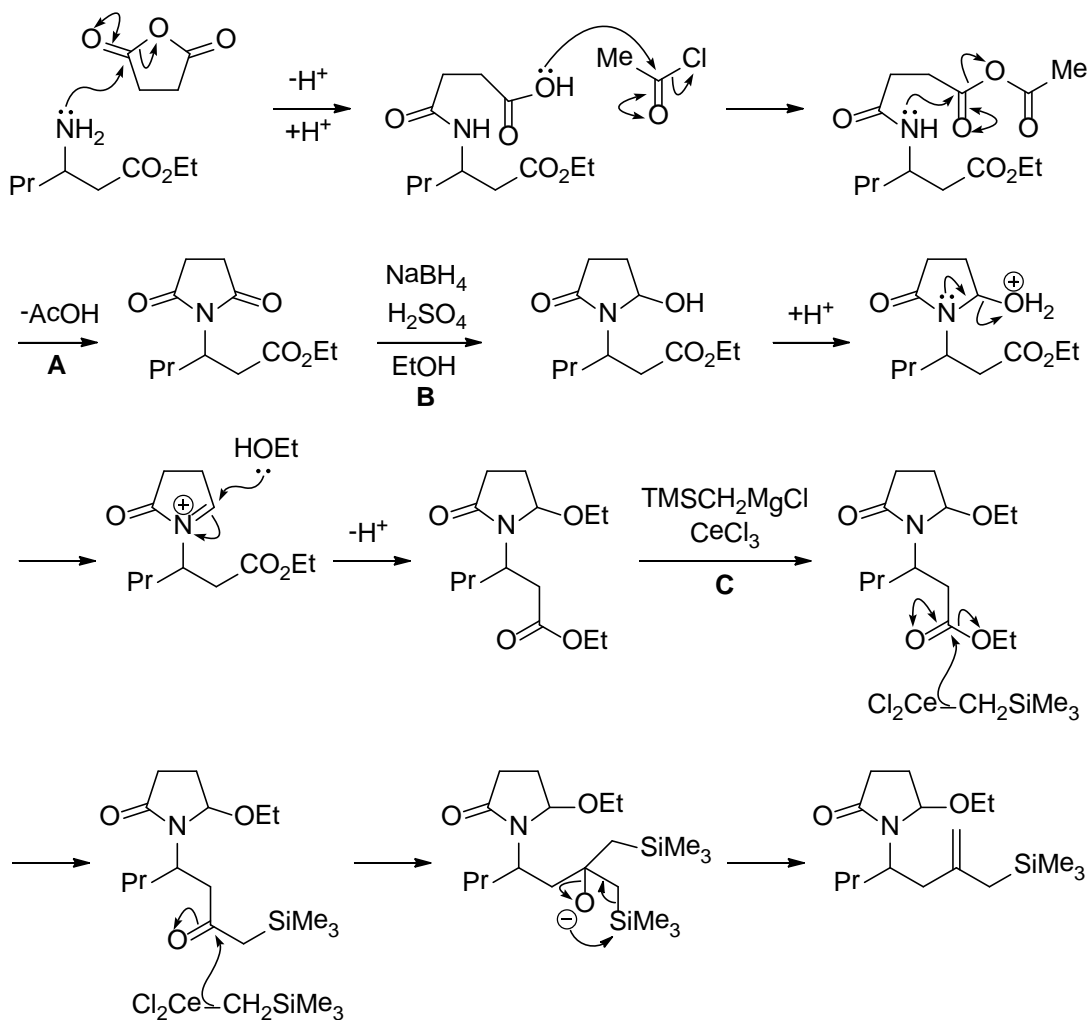


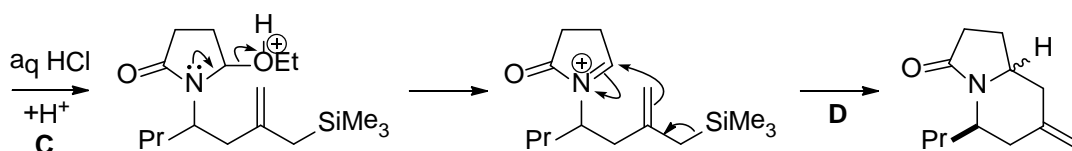


Wasserman, H. H.; Wang, J. *J. Org. Chem.* **1998**, 63, 5581.

A: Activation of the carboxylic acid as an O-acylisourea. **B:** Acylation of the stabilized ylide. **C:** 1,3-Dipolar cycloaddition of O_3 to the ylide. **D:** Fragmentation to generate an acyl cyanide.

C051



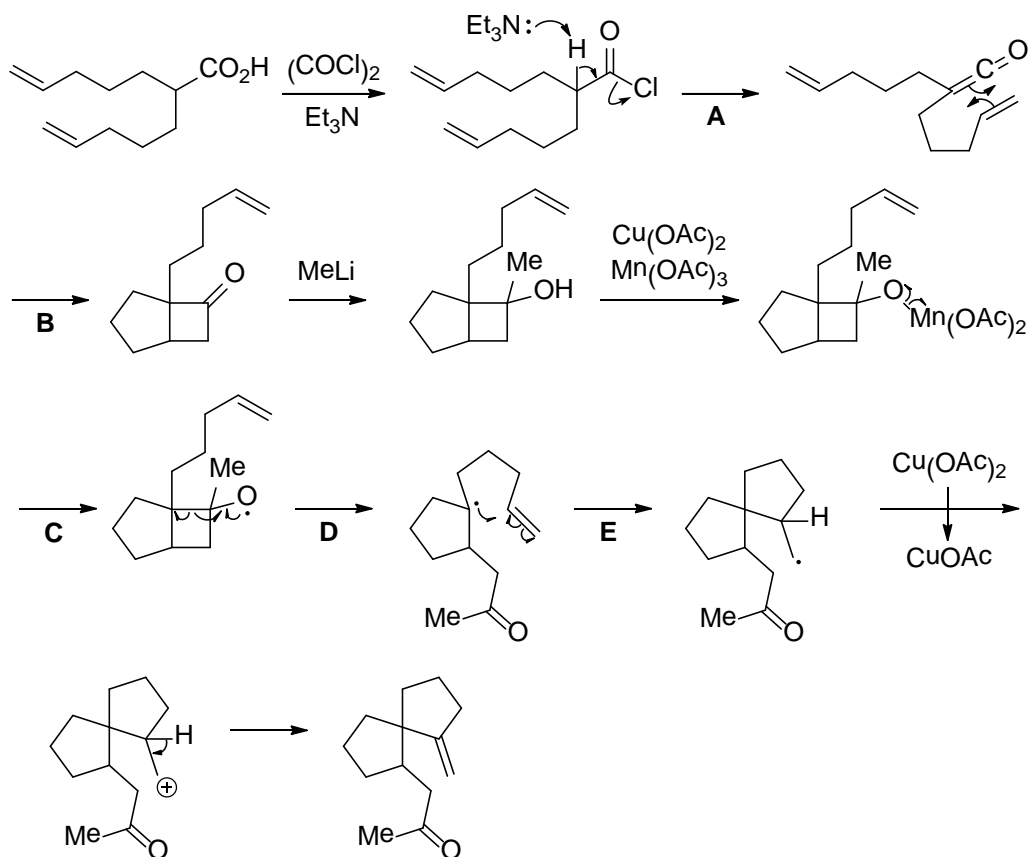


Chalard, E.; Remuson, R.; Gelas-Mialhe Y.; Gramain J.-C.; Canet I.

Tetrahedron Lett. **1999**, 40, 1661.

A: Formation of a succinimide via a mixed anhydride. **B:** Partial reduction of the imide. **C:** Peterson olefination (ref A074) to form an allylsilane. **D:** Intramolecular addition of the allylsilane to the acyliminium ion.

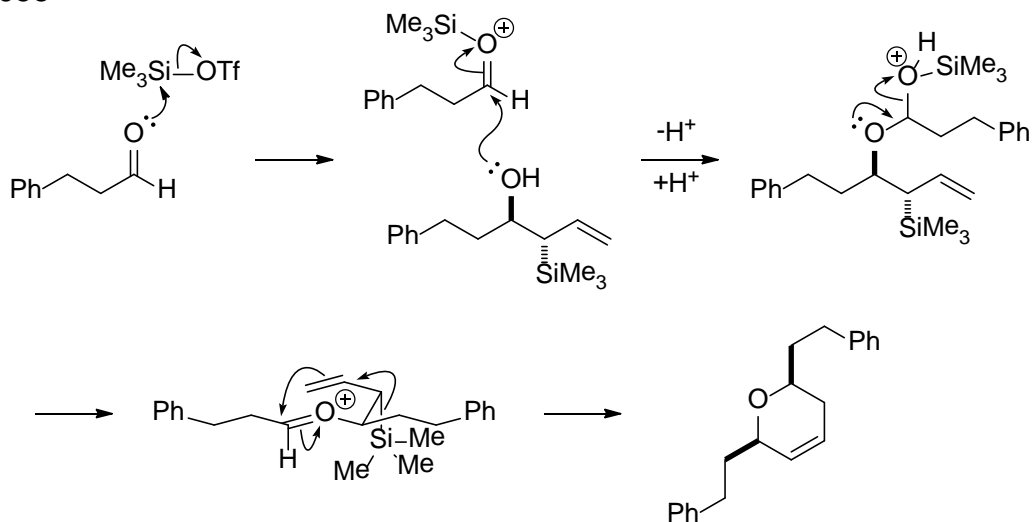
C052



Snider, B. B.; Vo, N. H.; Foxman, B. M. *J. Org. Chem.* **1993**, 58, 7228.

A: Formation of a ketene. **B:** Intramolecular [2+2] cycloaddition. **C:** Generation of an oxygen radical. **D:** Cleavage of the cyclobutane ring to form a stable tertiary carbon radical. **E:** 5-exo-trig Radical cyclization followed by oxidation with $\text{Cu}(\text{OAc})_2$.

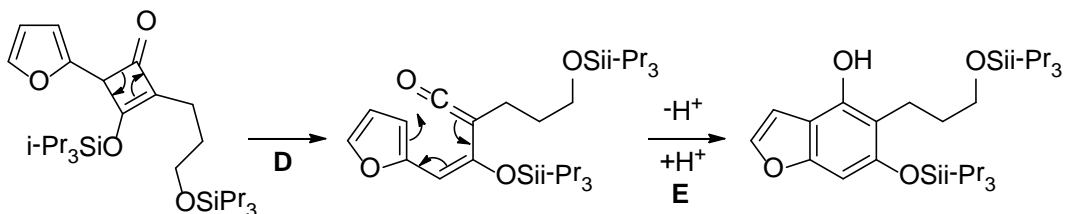
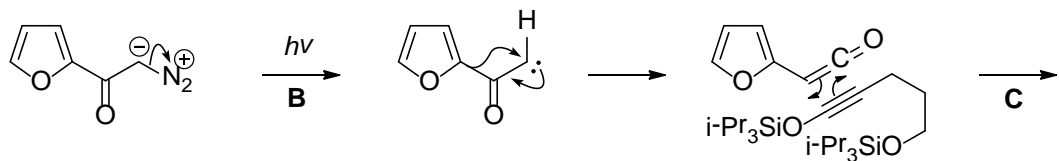
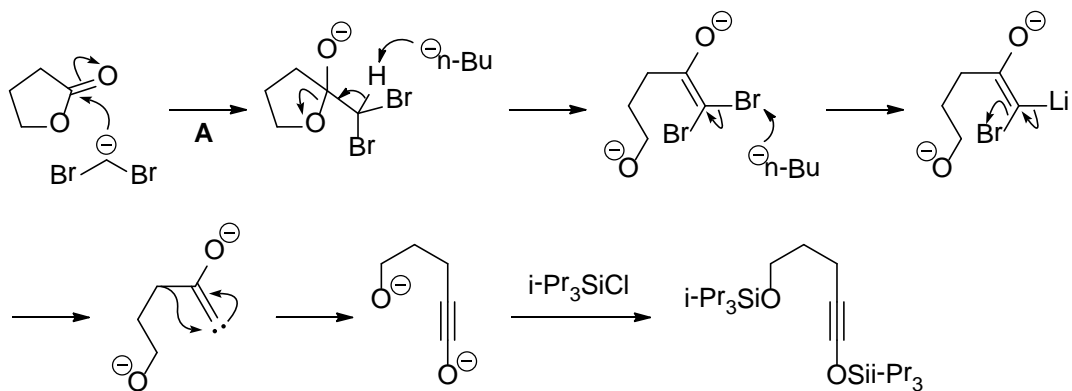
C053



Roush, W. R.; Dilley, G. J. *Synlett*. **2001**, 955

Intramolecular Hosomi-Sakurai-type reaction.

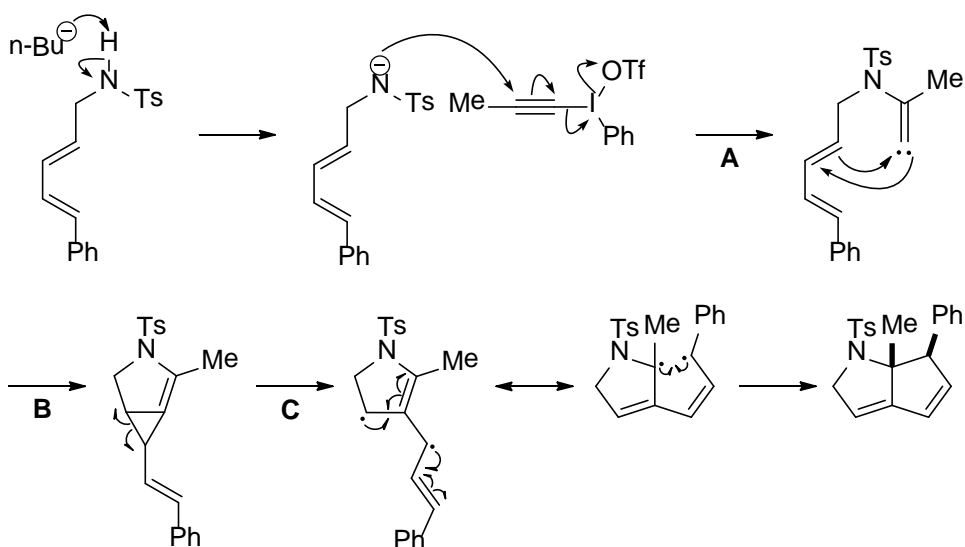
C054



Danheiser, R. L.; Trova, M. P. *Synlett*. **1995**, 573.

A: Formation of an alkyldiene carbene via α -elimination followed by insertion of the carbene into the C-C bond (Kowalski reaction). **B:** Wolff rearrangement. **C:** [2+2] Ketene cycloaddition. **D:** 4e Electrocylic reaction. **E:** 6e Electrocylic reaction followed by aromatization.

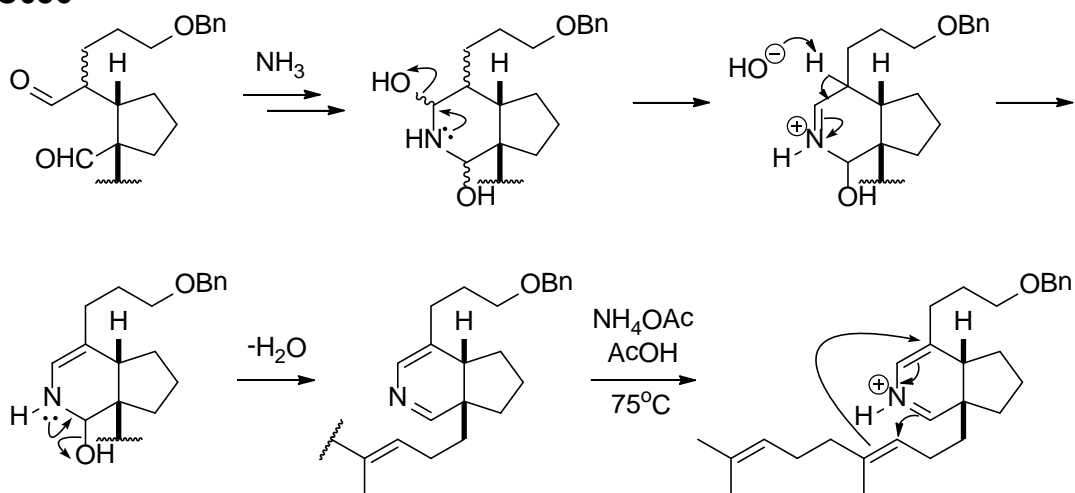
C055

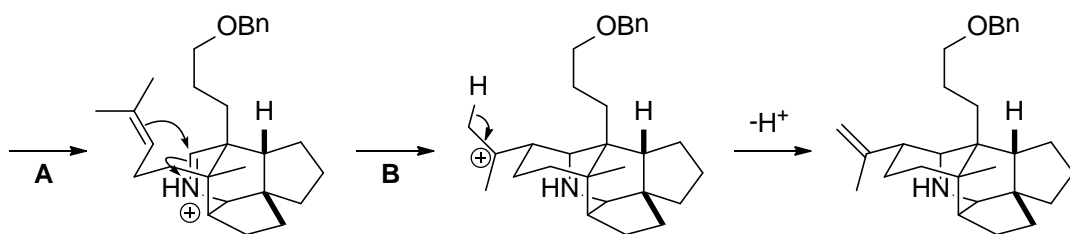


Feldman, K. S.; Mareska, D. A. *J. Org. Chem.* **1999**, *64*, 5650.

A: Addition of a sulfonamide ion to the electron-deficient acetylene to form an alkyldiene carbene. **B:** Cyclopropanation. **C:** Homolytic cleavage of the strained cyclopropylidene ring.

C056

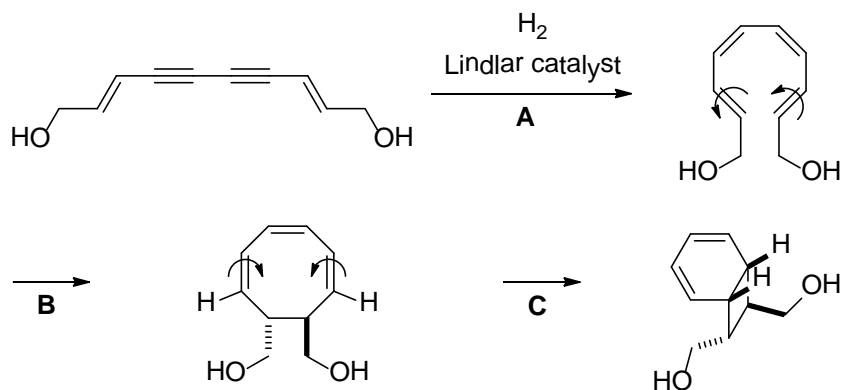




Heathcock, C. H.; Stafford, J. A. *J. Org. Chem.* **1992**, *57*, 2566.

A: Aza-Diels-Alder reaction. **B:** Cation-olefin cyclization.

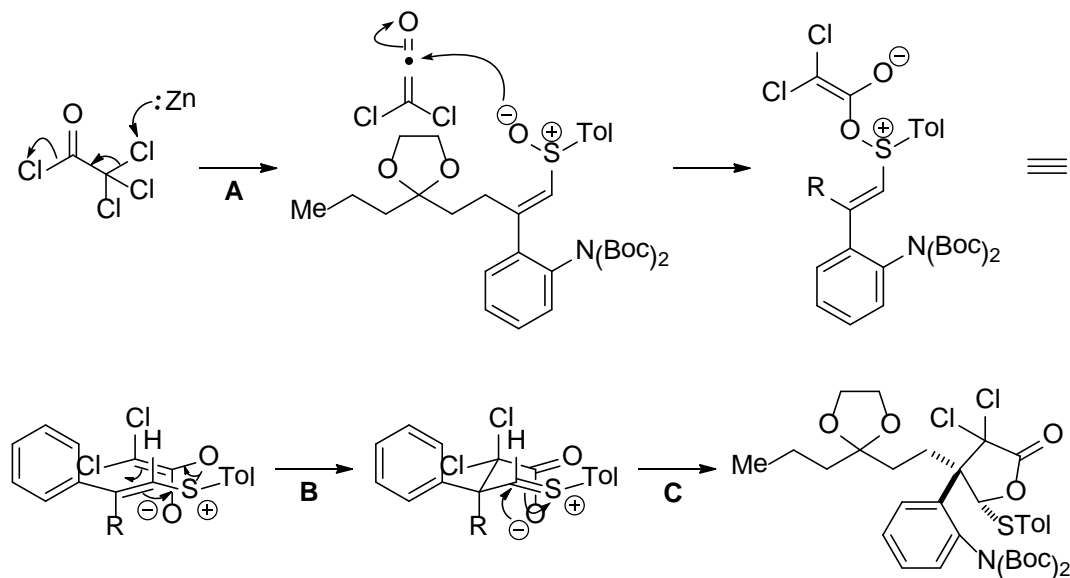
C057



Nicolaou, K. C.; Petasis, N. A.; Zipkin, R. E.; Uenishi, J.
J. Am. Chem. Soc. **1982**, *104*, 5555.

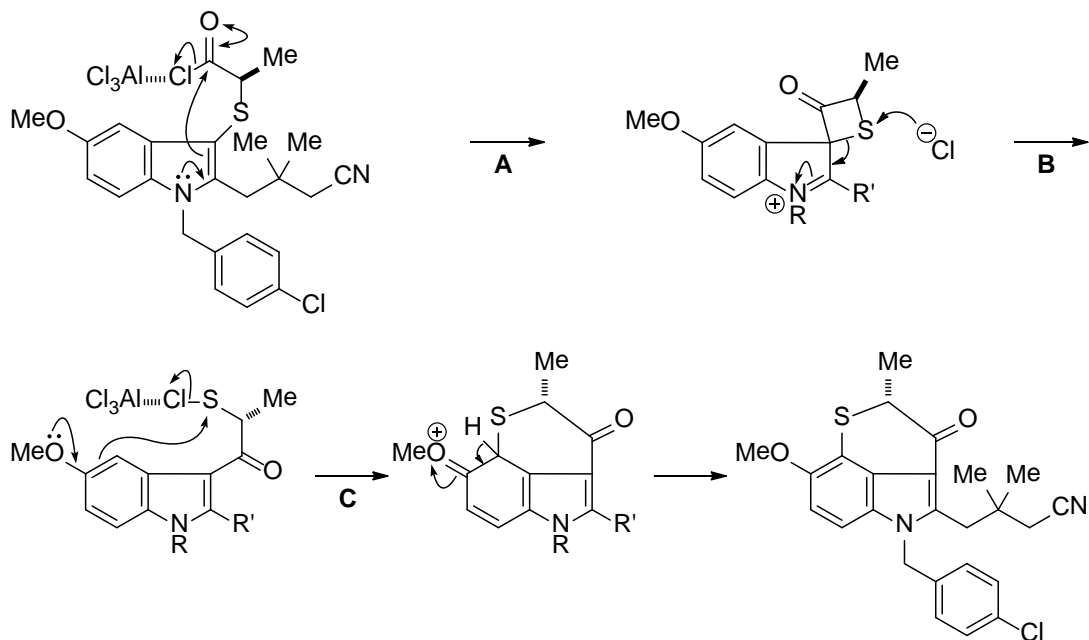
A: Partial reduction of the alkynes to form a tetraene. **B:** 8e Conrotatory electrocyclic reaction. **C:** 6e Disrotatory electrocyclic reaction.

C058



A: Generation of dichloroketene. **B:** [3,3] Sigmatropic rearrangement. **C:** Cyclization of the carboxylate to the sulfenium ion.

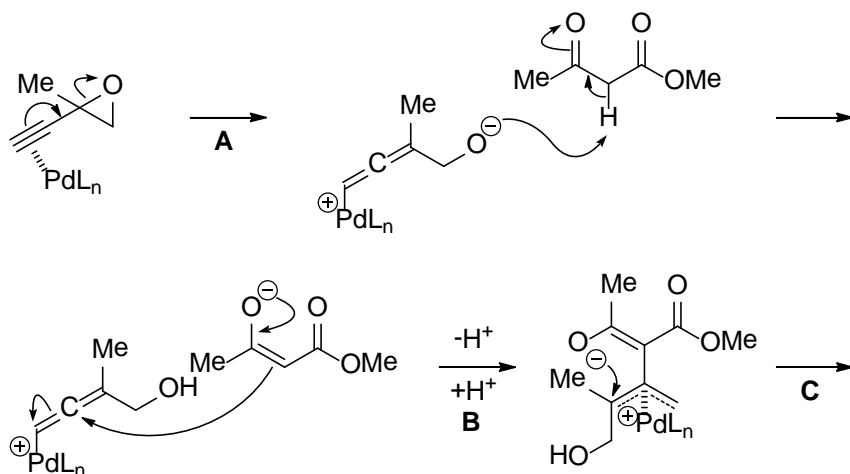
C059

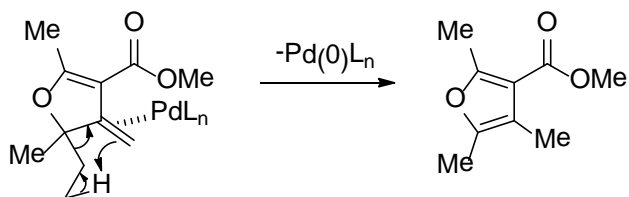


Chung, J. Y. L.; Reamer, R. A.; Reider, P. J. *Tetrahedron Lett.* **1992**, 33, 4717.

A: Friedel-Crafts acylation at the indole 3-position. **B:** Cleavage of the strained four-membered ring by chloride ion. **C:** Intramolecular electrophilic substitution by the resulting sulfenyl chloride.

C060

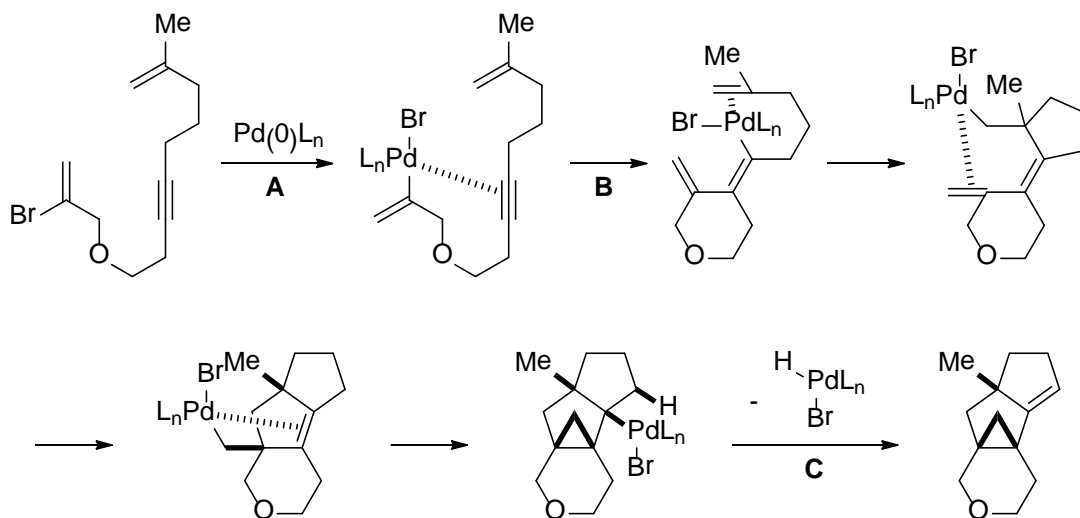




Minami, I.; Yuhara, M.; Tsuji, J. *Tetrahedron Lett.* **1987**, 28, 629.

A: Formation of an allenylpalladium species. **B:** Addition of the acetoacetate anion to generate a π-allylpalladium complex. **C:** Intramolecular nucleophilic attack to the π-allylpalladium complex.

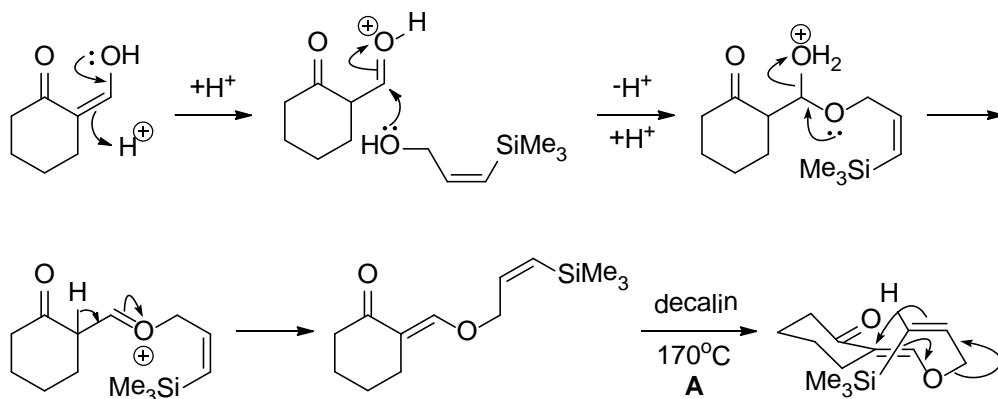
C061

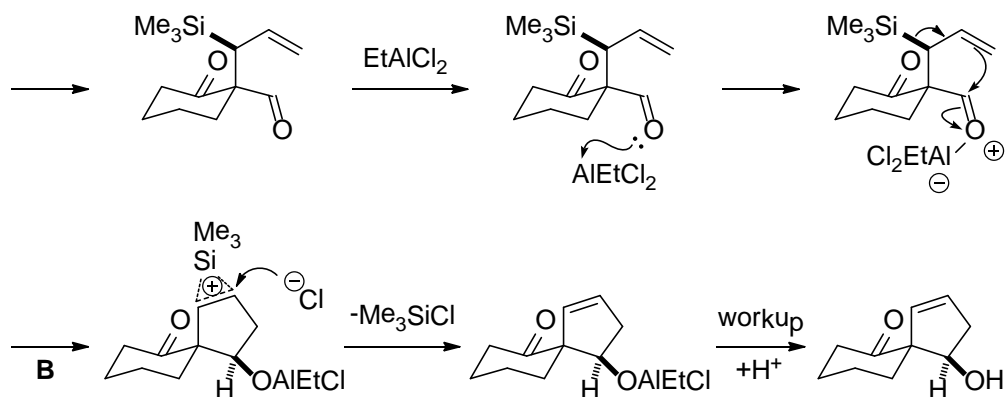


Meyer, R E.; Parsons, P. J.; de Meijere, A. *J. Org. Chem.* **1991**, 56, 6487.

A: Oxidative addition. **B:** Sequential intramolecular carbopalladation. **C:** β-elimination.

C062

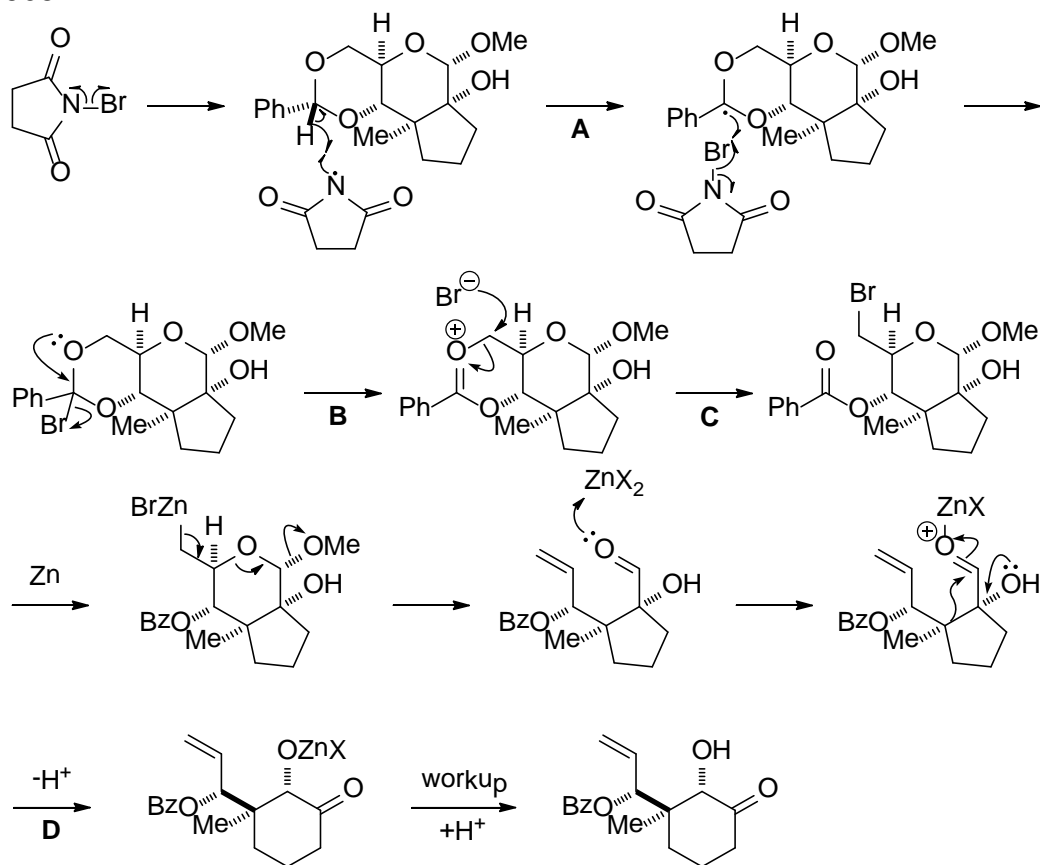




Paquette, L. A.; Ladouceur, G. *J. Org. Chem.* **1989**, *54*, 4278.

A: Claisen rearrangement via a boat-like transition state. **B:** Intramolecular Hosomi-Sakurai reaction.

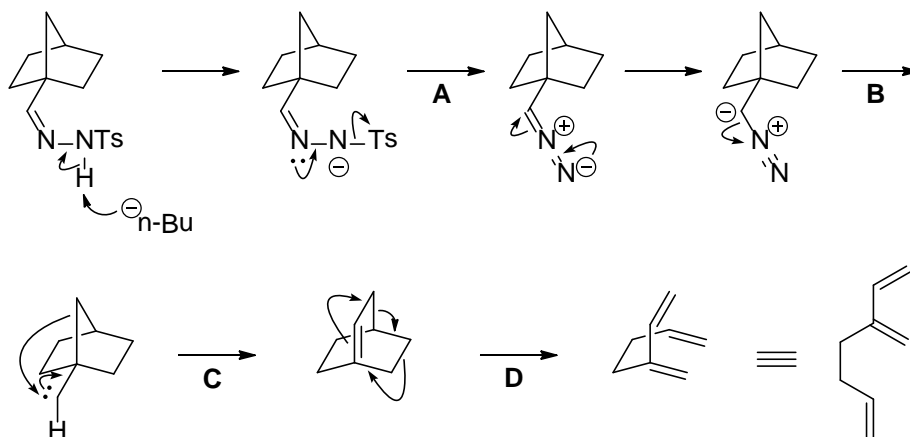
C063



Holt, D. J.; Barker, W. D.; Jenkins, P. R. *J. Org. Chem.* **2000**, *65*, 482.

A: Radical bromination of the benzylic position. **B:** Formation of a stable carbocation. **C:** $\text{S}_{\text{N}}2$ reaction. **D:** 1,2-Alkyl shift.

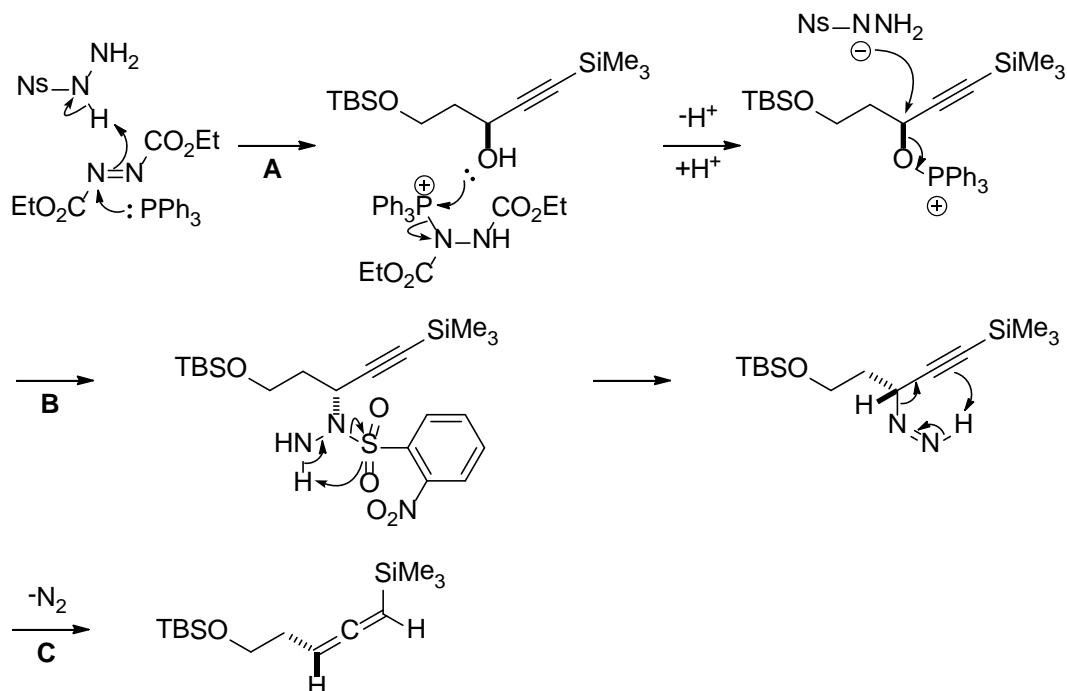
C064



Bian, N.; Jones, M., Jr. *Tetrahedron Lett.*, **1993**, 25, 3967.

A: Formation of a diazoalkane via α -elimination. **B:** Elimination of N_2 to form a carbene. **C:** Insertion of the carbene to the C-C bond. **D:** Retro Diels-Alder reaction.

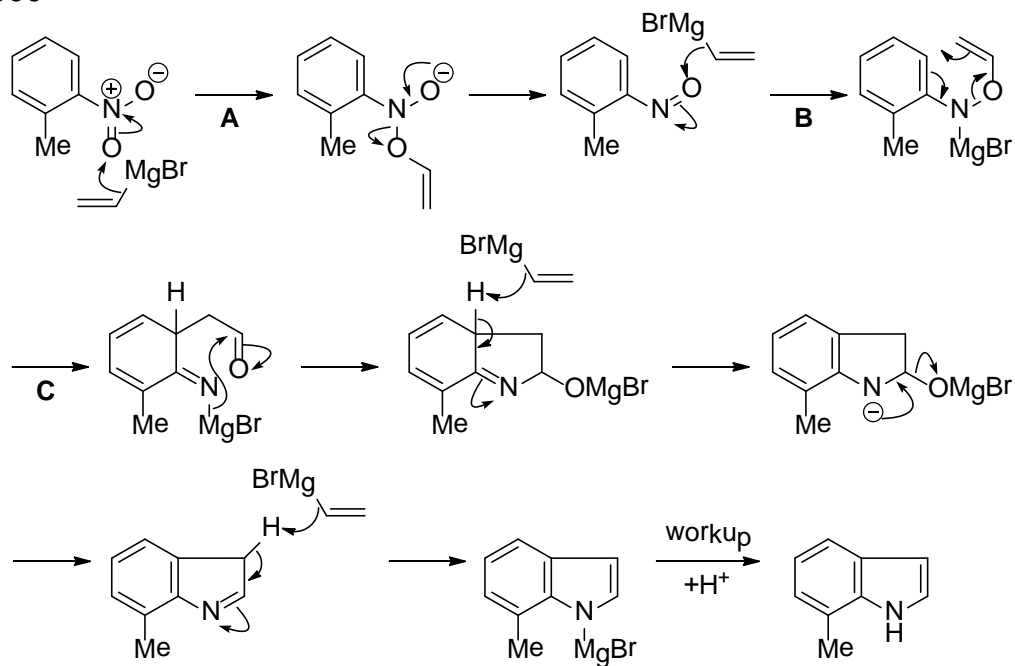
C065



Myers, A. G.; Zheng, B. *J. Am. Chem. Soc.* **1996**, 118, 4492.

A: Mitsunobu reaction (ref A045). **B:** Elimination of a sulfonic acid. **C:** Sigmatropic elimination of N_2 (stereospecific delivery of a hydride via a concerted mechanism).

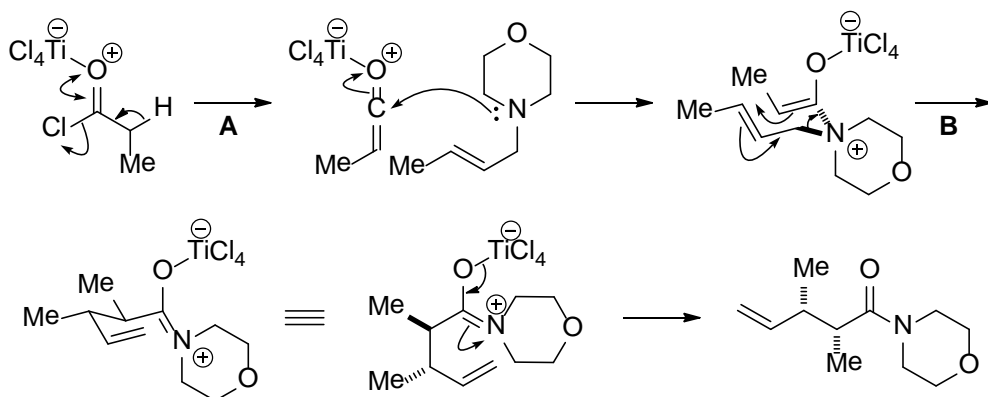
C066



Bosco, M.; Dalpozzo, R.; Bartoli, G.; Palmieri, G.; Petrini, M.
J. Chem. Soc., Perkin Trans. 2 **1991**, 657.

Bartoli indole synthesis. **A**: Reduction of the nitro group by means of addition of $\text{CH}_2=\text{CHMgBr}$ and elimination of an enolate to form a nitroso compound. **B**: Addition of $\text{CH}_2=\text{CHMgBr}$ to the nitroso group. **C**: [3,3] Sigmatropic rearrangement.

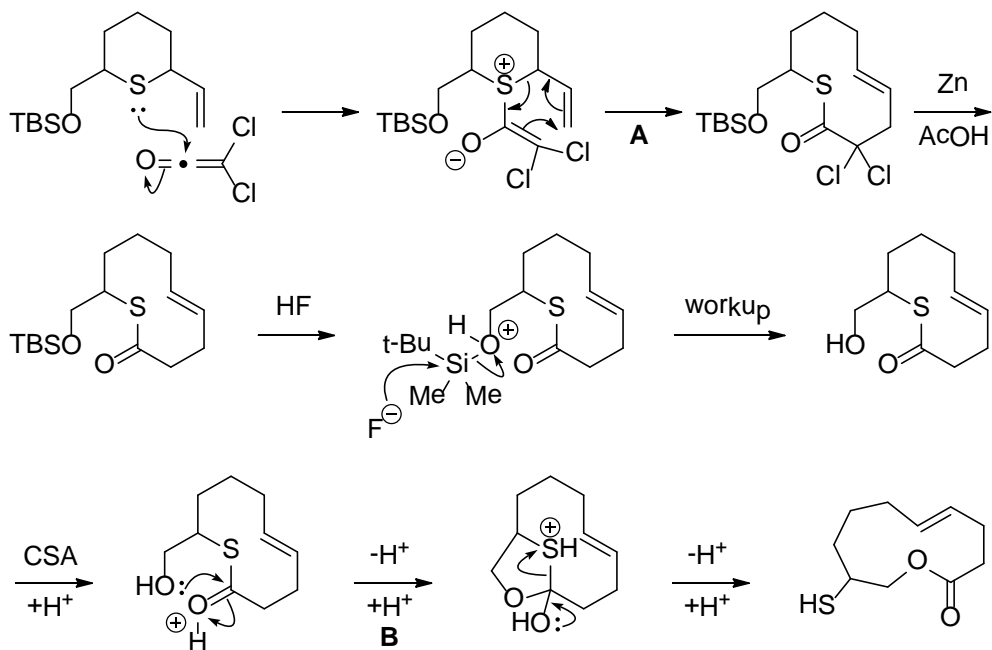
C067



Yoon, T. P.; Dong, V. M.; MacMillan, D. W. C. *J. Am. Chem. Soc.* **1999**, 121, 9726.

A: Formation of a ketene. **B**: Aza-Claisen rearrangement through a chair-like transition state.

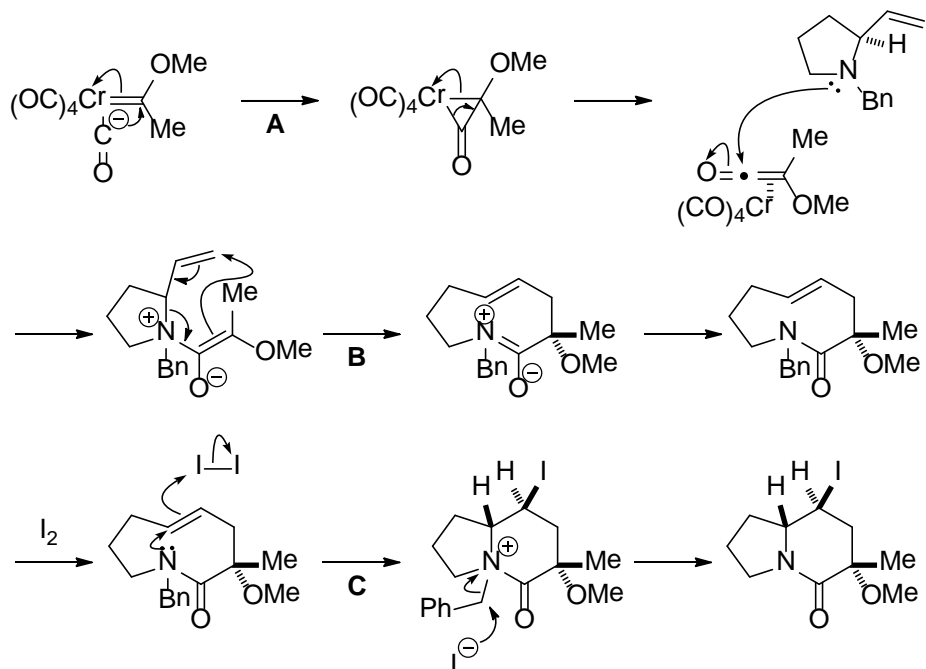
C068



Vedejs, E.; Buchanan, R. A. *J. Org. Chem.* **1984**, 49, 1840.

A: [3,3] Sigmatropic rearrangement. **B:** Intramolecular acyl transfer reaction.

C069

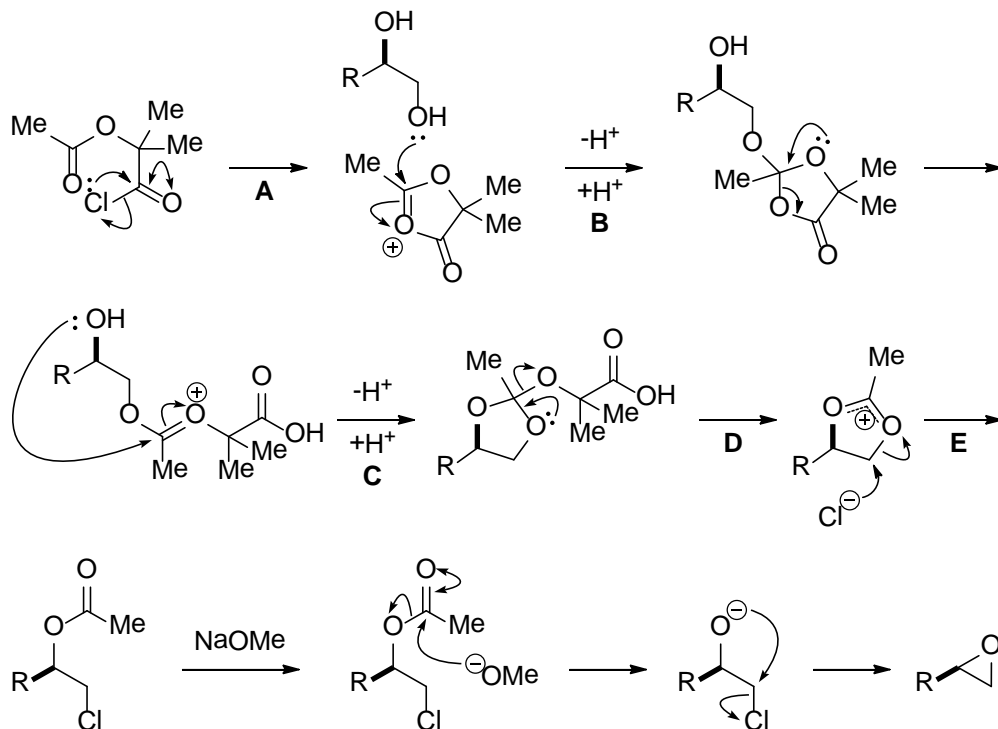


eur, C. J.; Miller, M. W.; Hegedus, L. S. *J. Org. Chem.* **1996**, 61, 2871.

A: Photo-induced insertion of CO to form a ketene. **B:** Aza-Claisen rearrangement. **C:** Intramolecular

iodoamidation followed by debenzoylation in an S_N2 fashion.

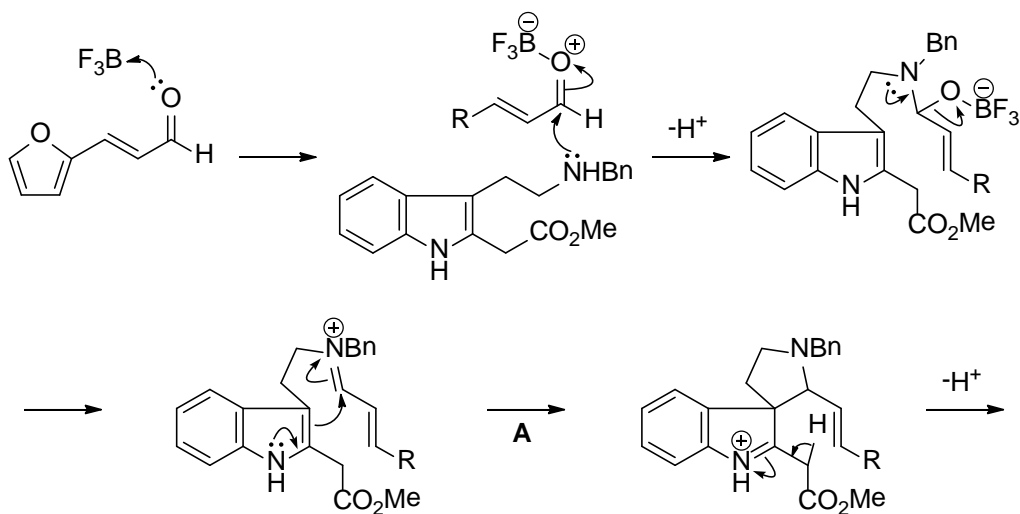
C070

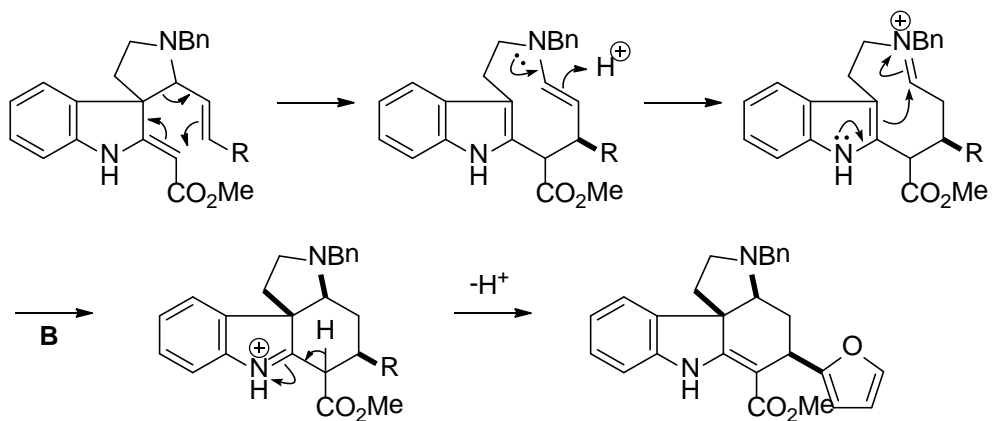


Schreiber, S. L.; Sammakia, T.; Uehling, D. E. *J. Org. Chem.*, **1989**, 54, 15.

A: Activation by cyclization. **B:** Formation of an orthoester followed by cleavage of the five-membered lactone. **C:** Intramolecular interception of the stable carbocation by the secondary alcohol. **D:** Cleavage of the resulting orthoester. **E:** S_N2 reaction at the less hindered carbon with chloride ion.

C071

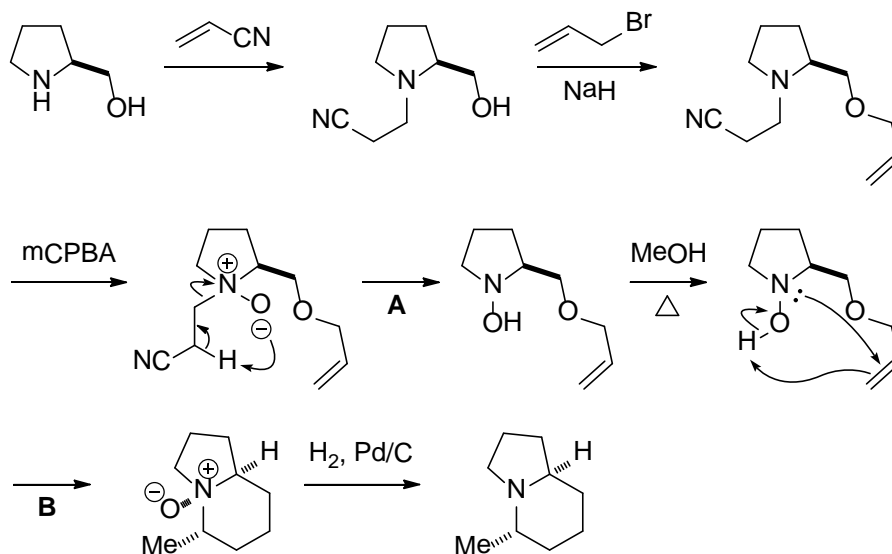




Parsons R. L.; Berk J. D.; Kuehne M. E. *J. Org. Chem.* **1993**, 58, 7482.

A: Mannich reaction followed by [3,3] sigmatropic rearrangement. **B:** Mannich reaction.

C072

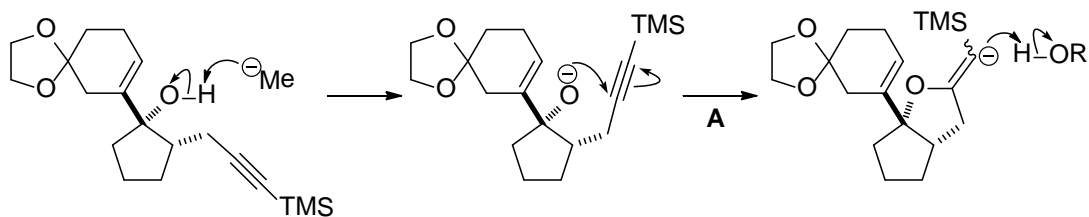


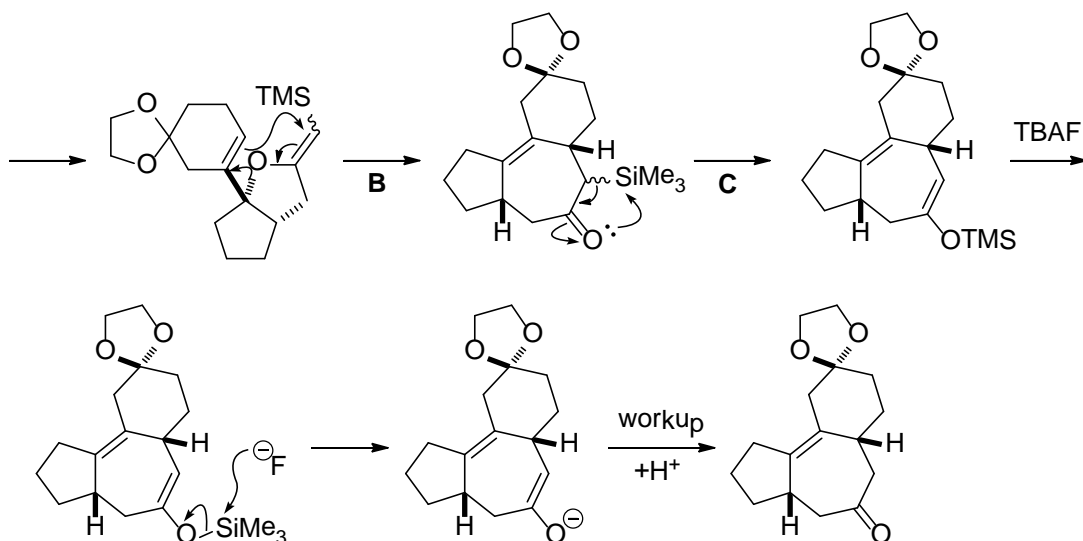
O'Neil, I. A.; Cleator, E.; Ramos, V. E.; Chorlton, A. P.; Tapolczay, D. J.

Tetrahedron Lett. **2004**, 45, 3655.

A: Cope elimination. **B:** Retro Cope elimination.

C073

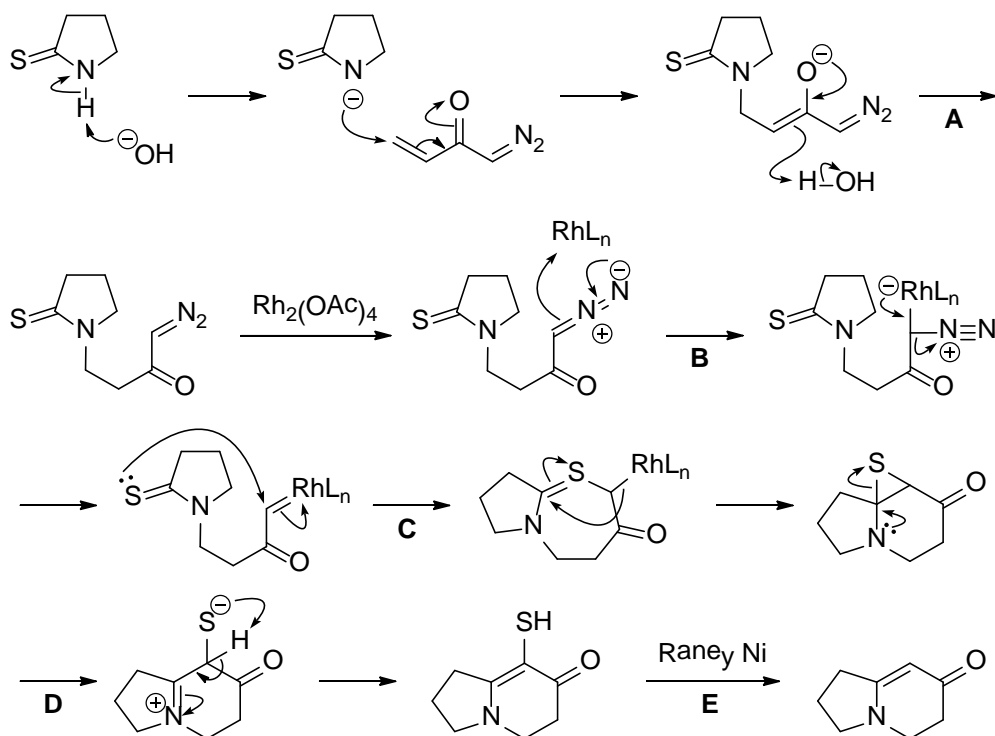




Ovaska, T. V.; Roses, J. B. *Org. Lett.* **2000**, 2, 2361.

A: 5-exo-dig Cyclization of the alkoxide ion. **B:** Claisen rearrangement. **C:** Migration of the silyl group to form a silyl enol ether.

C074

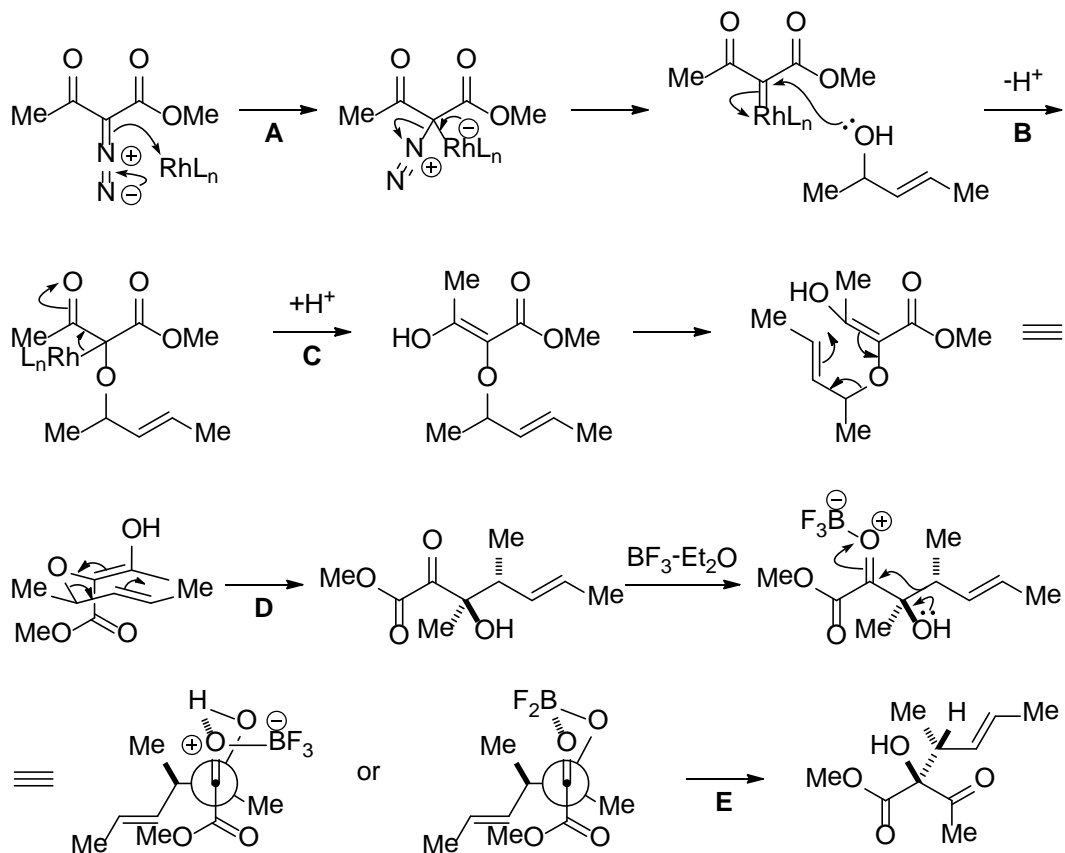


Fang, F. G.; Prato, M.; Kim, G.; Danishefsky, S. J. *Tetrahedron Lett.* **1989**, 30, 3625.

A: Conjugate addition of a thiolactam anion. **B:** Formation of a rhodium carbene complex. **C:** Attack of the sulfur atom to the rhodium carbene complex followed by formation of a thiirane. **D:** Cleavage of

the thiirane assisted by the nitrogen lone pair. **E:** Desulfurization.

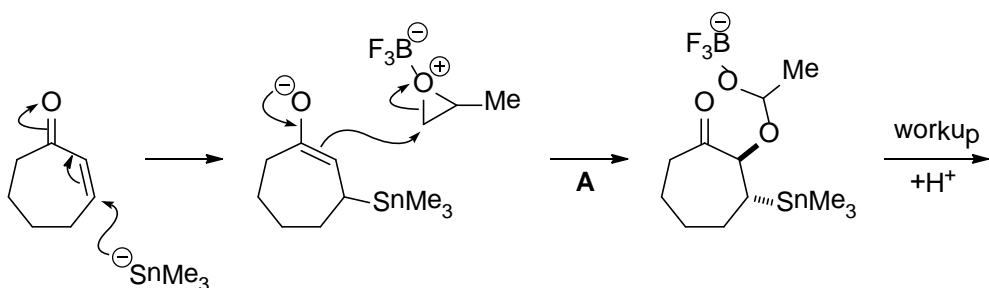
C075

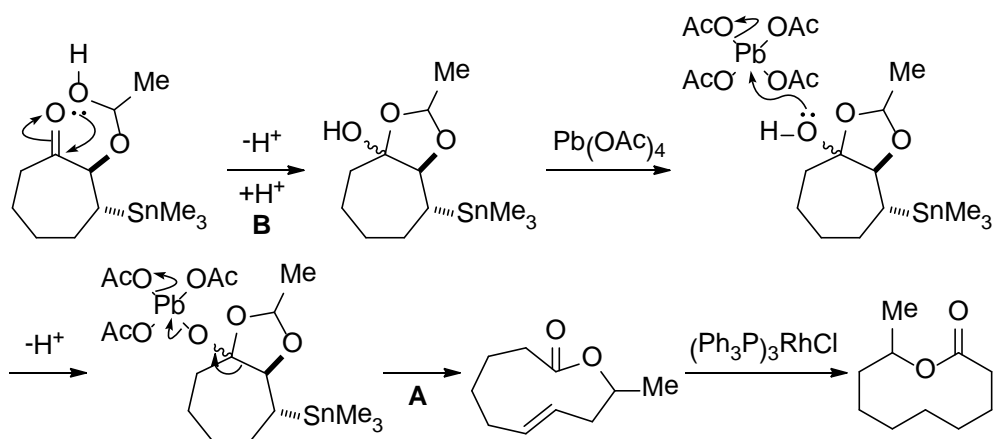


Drutu, I.; Krygowski, E. S.; Wood, J. L. *J. Org. Chem.* **2001**, 66, 7025.

A: Formation of a rhodium carbene complex. **B:** Addition of an alcohol to the carbene complex. **C:** Formation of an (Z) -enol. **D:** [3,3] Sigmatropic rearrangement via a chair-like transition state. **E:** 1,2-Migration through a synperiplanar transition state.

C076

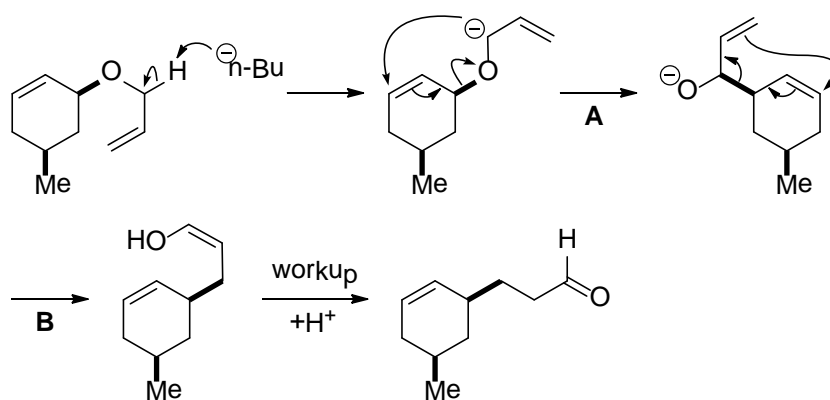




Posner, G. H.; Wang, Q.; Halford, B. A.; Elias, J. S.; Maxwell, J. P.
Tetrahedron Lett. **2000**, 41, 9655.

A: Attack to the epoxide takes place from the less hindered side to form the trans-product. **B:** Formation of a hemiacetal. **C:** Oxidative fragmentation induced by $\text{Pb}(\text{OAc})_4$.

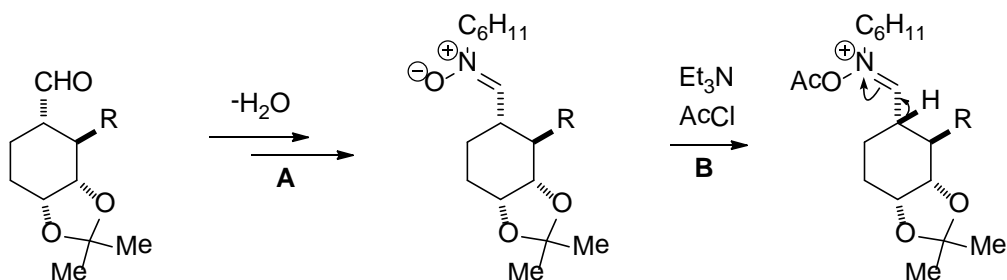
C077

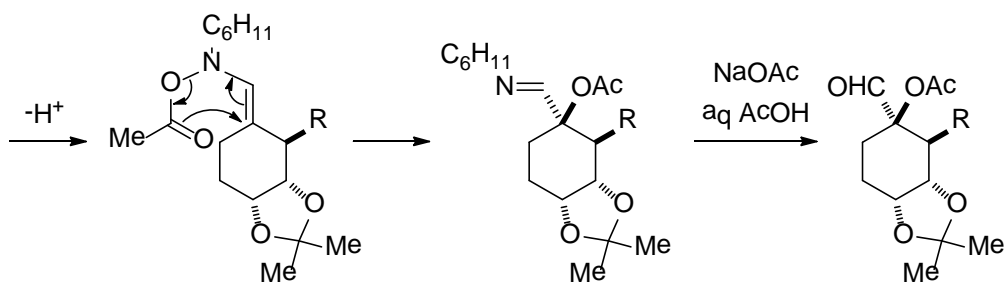


Sayo, N.; Kimura, Y.; Nakai, T. *Tetrahedron Lett.* **1982**, 23, 3931.

A: [2,3] Wittig rearrangement. **B:** Oxy-Cope rearrangement.

C078

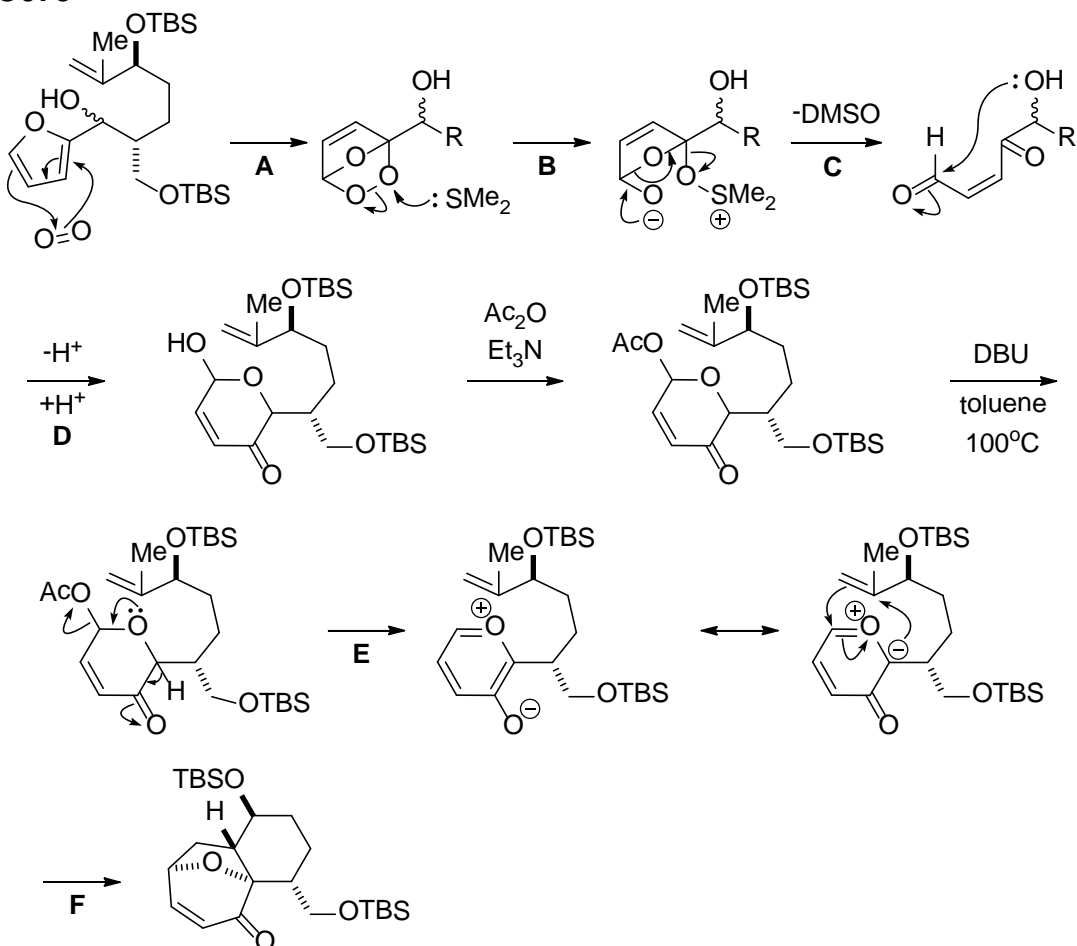




Vosburg, D. A.; Weiler, S.; Sorensen, E. J. *Angew. Chem. Int. Ed.* **1999**, 38, 971.

A: Formation of a nitron. **B:** Acetylation followed by [3,3] sigmatropic rearrangement.

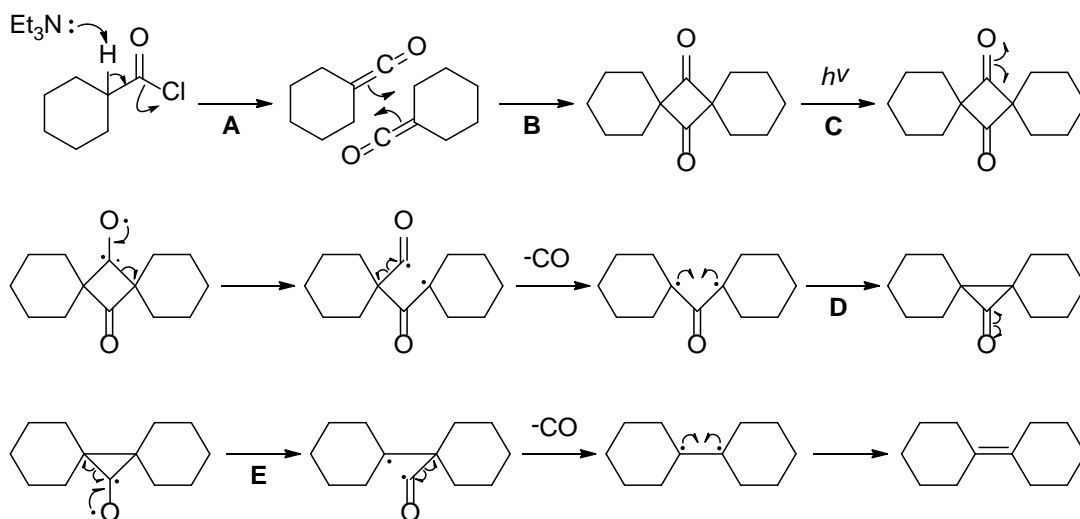
C079



Bauta, W. E.; Booth, J.; Bos, M. E.; DeLuca, M.; Diorazio, L.; Donohoe, T. J.; Frost, C.; Magnus, N.; Magnus, P.; Mendoza, J.; Pye, E; Tarrant, J. G.; Thom, S.; Ujjainwalla, F. *Tetrahedron.* **1996**, 52, 14081.

Achmatowicz reaction (A-D). **A:** Diels-Alder reaction of singlet oxygen. **B:** Reductive cleavage of the endoperoxide with Me₂S. **C:** Elimination of DMSO to form cis-ene. **D:** Cyclization to form a lactol. **E:** Generation of a pyrylium ion (or a carbonyl ylide). **F:** 1,3-Dipolar cycloaddition.

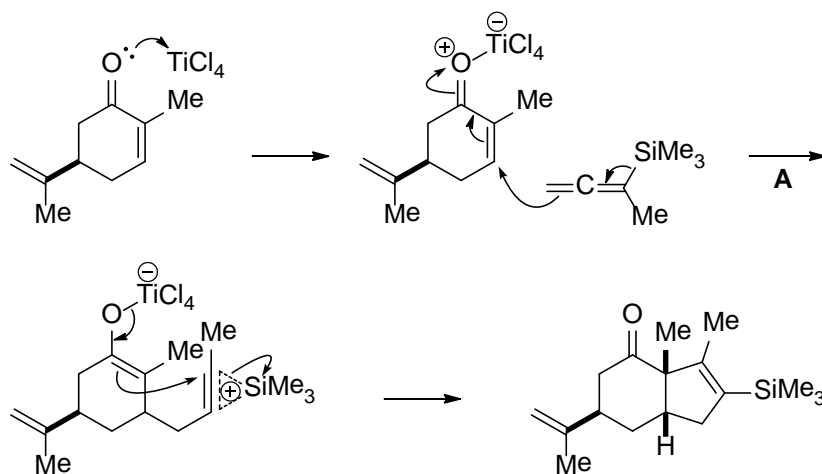
C080



Turro, N. J.; Leermakers, P. A. Vesley, G. E. *Org. Synth., Coll. Vol V* **1973**, 297

A: Formation of a ketene. **B:** [2+2] Head-to-tail dimerization of a hindered ketene. **C:** Norrish type I cleavage of the ketone followed by decarbonylation to form a diradical. **D:** Recombination of the diradical.

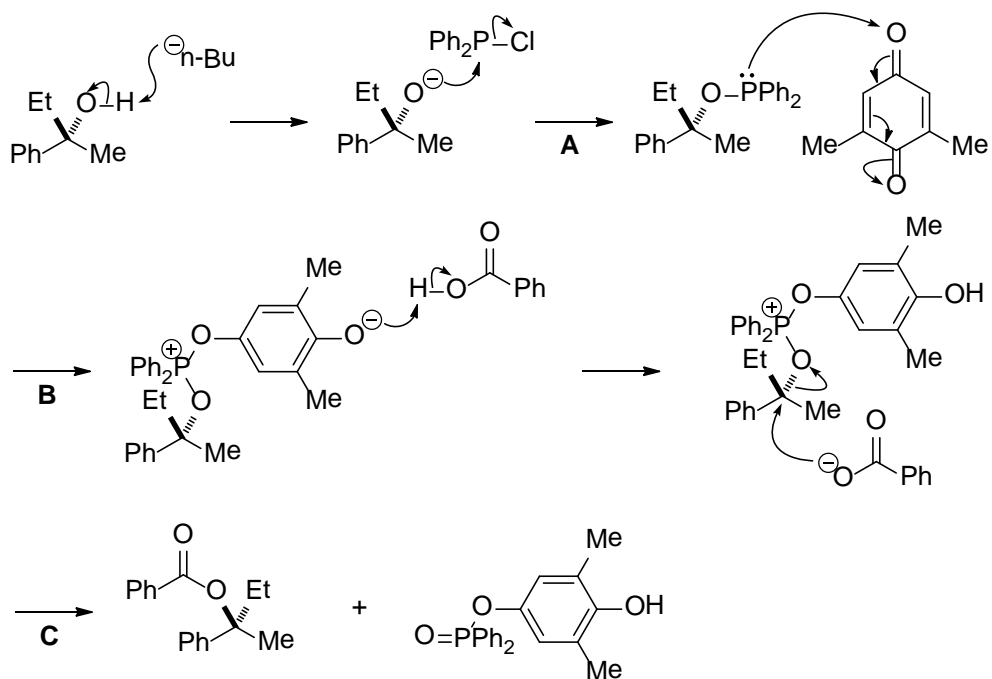
C081



Danheiser, R. L.; Fink, D. M.; Tsai, Y.-M. *Org. Synth., Coll. Vol. VIII* **1993**, 347.

Danheiser annulation. **A:** Conjugate addition of the allenylsilane to form a carbocation stabilized by the silicon atom.

C082

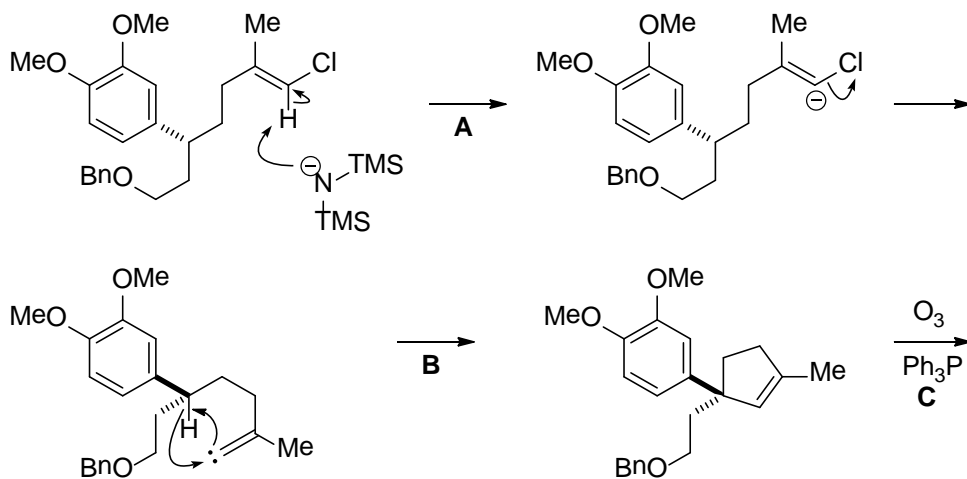


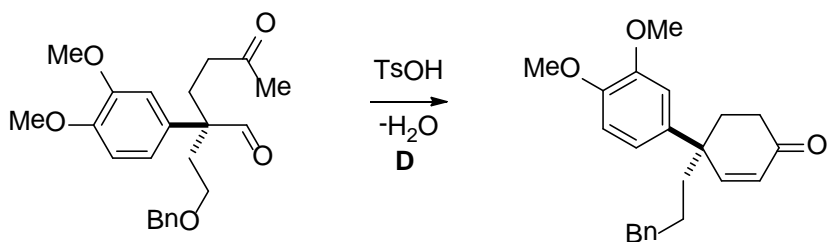
Mukaiyama, T.; Shintou, T.; Fukumoto, K. *J. Am. Chem. Soc.* **2003**, 125, 10538.

A: Formation of a phosphinite ester. **B:** Addition of the phosphinite to the electron-deficient quinone.

C: $\text{S}_{\text{N}}2$ reaction with inversion of configuration.

C083

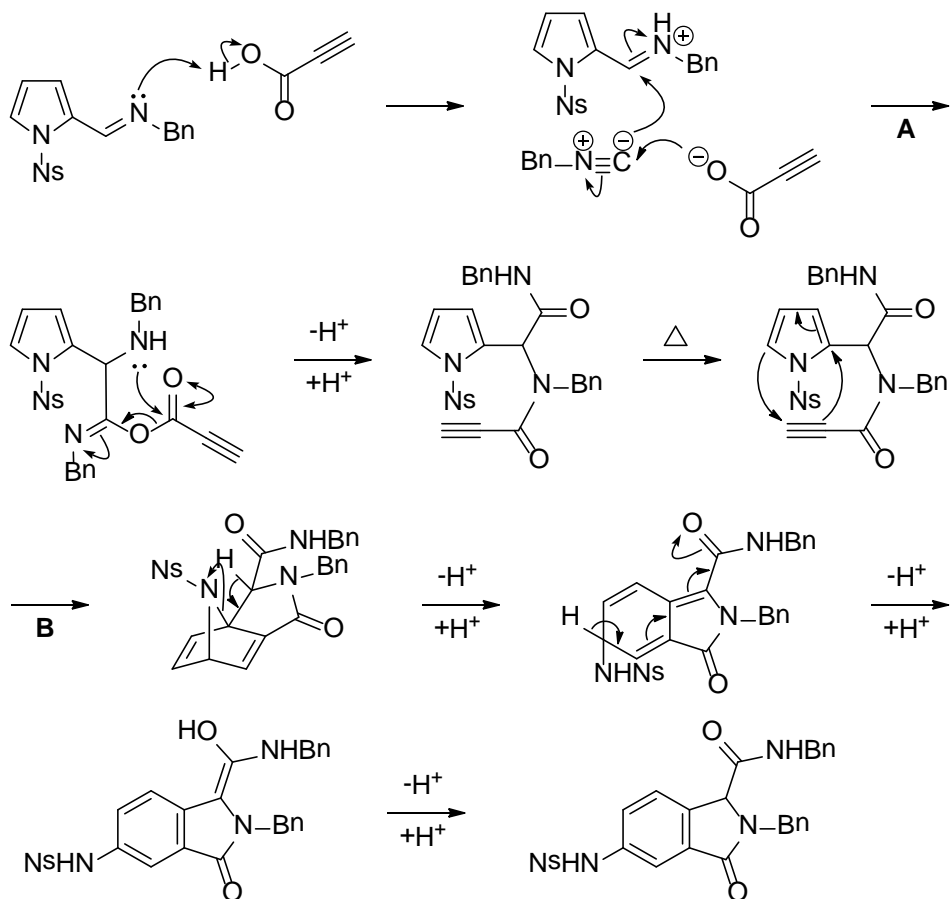




Taber, D. E; Neubert, T. D. *J. Org. Chem.* **2001**, 66, 143.

A: α -Elimination to form an alkylidene carbene. **B:** C-H insertion at the kinetically favored position. **C:** Ozonolysis. **D:** Intramolecular aldol reaction.

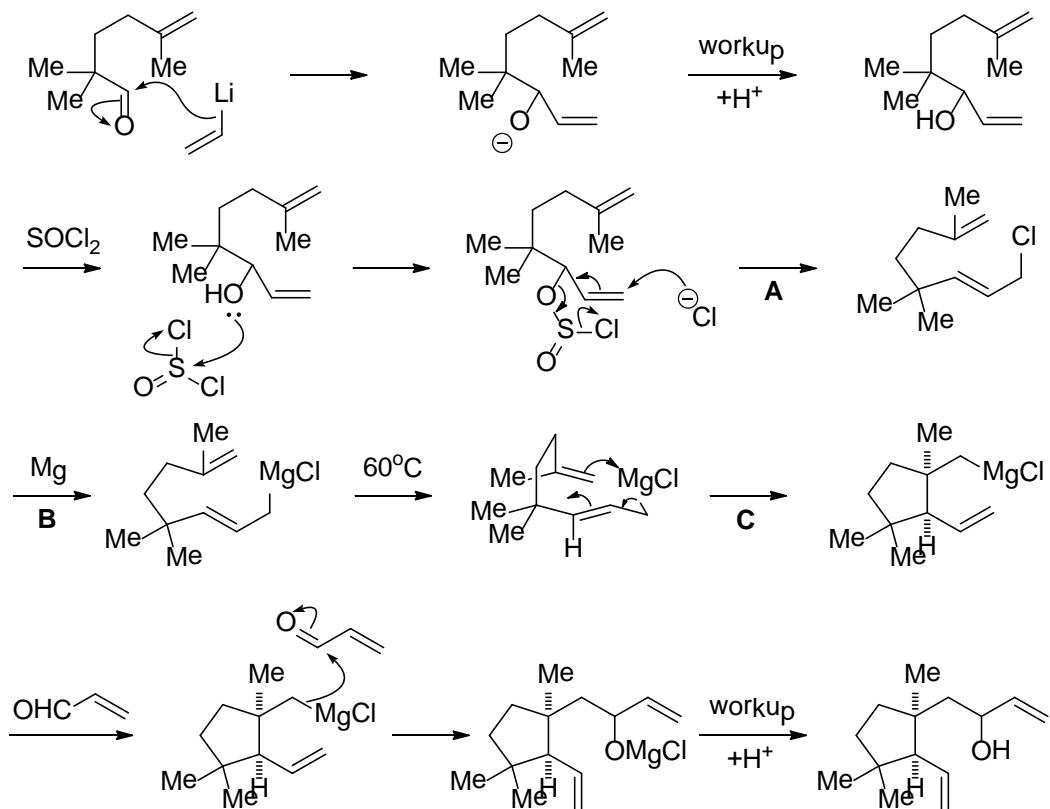
C084



Paulvannan, K. *J. Org. Chem.* **2004**, 69, 1207

A: Ugi reaction (ref C007). **B:** Intramolecular Diels-Alder reaction followed by β -elimination to release the ring strain.

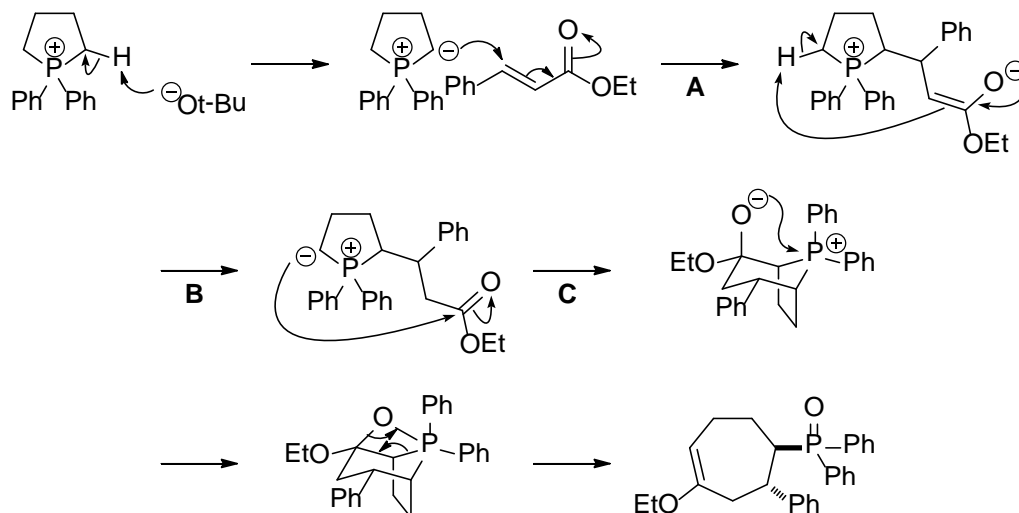
C085



Oppolzer, W.; Bättig, K. *Tetrahedron Lett.* **1982**, 23, 4669.

A: Formation of an allyl chloride via S_N2' reaction. **B:** Formation of a Grignard reagent. **C:** Magnesium-ene reaction through a chair-like conformation.

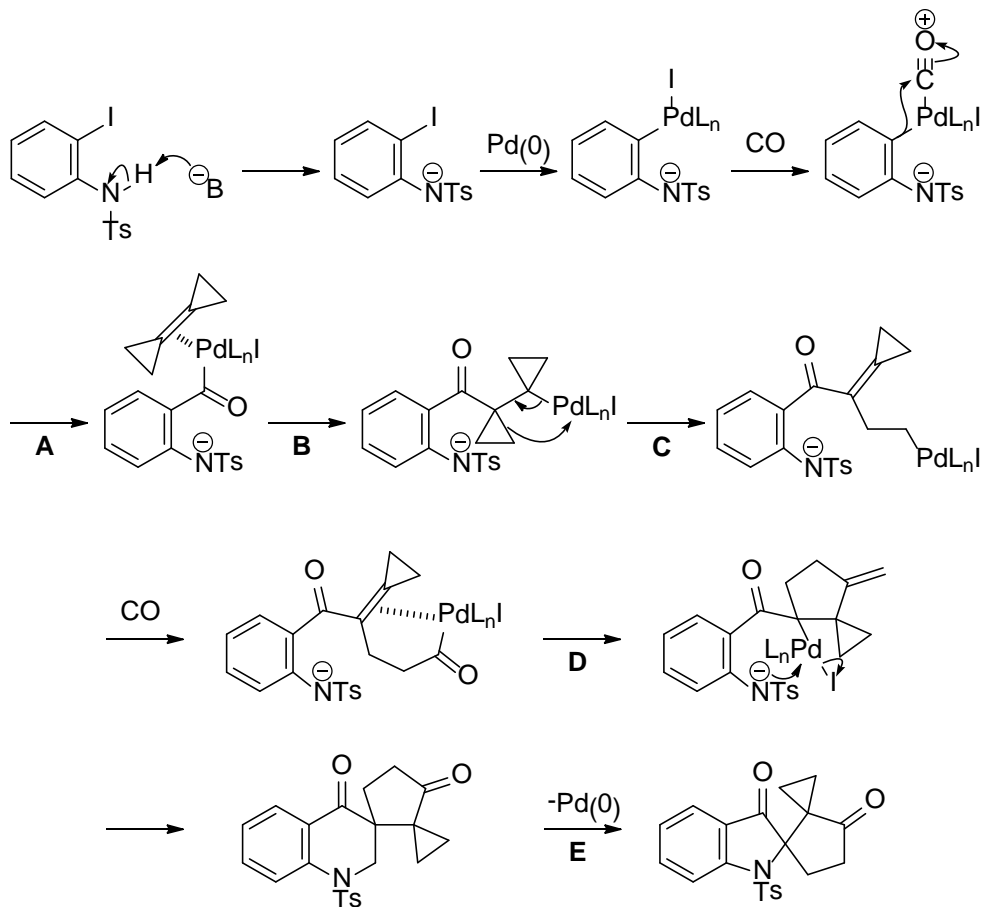
C086



Fujimoto, T.; Kodama, Y.; Yamamoto, I.; Kakehi, A. *J. Org. Chem.* **1997**, 62, 6627.

A: Conjugate addition of an ylide. **B:** Intramolecular proton transfer to generate an ylide. **C:** Intramolecular Wittig reaction.

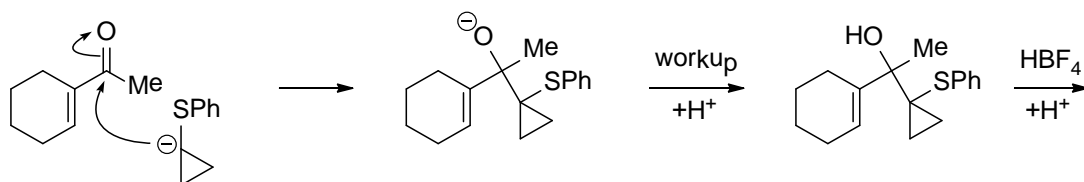
C087

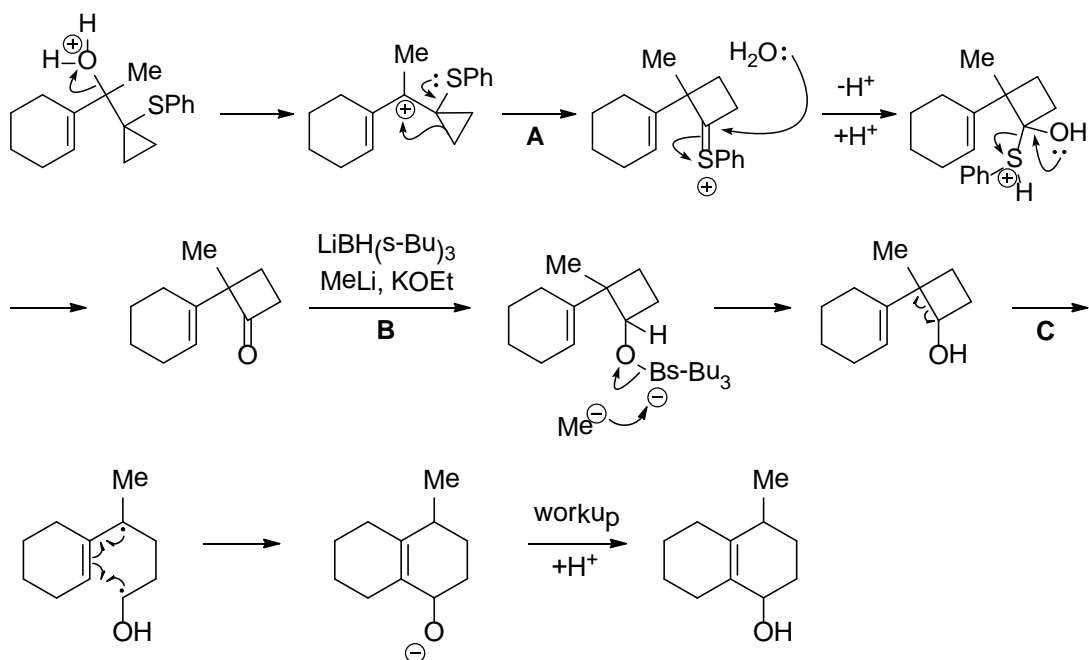


von Seebach, M.; Grigg, R.; de Meijere, A. *Eur. J. Org. Chem.* **2002**, 3268.

A: Pd-mediated carbonylation to form an acylpalladium species. **B:** Carbopalladation to a strained olefin. **C:** β -Carbon elimination. **D:** Intramolecular carbopalladation to the resulting strained olefin. **E:** Reductive elimination of the palladacycle.

C088

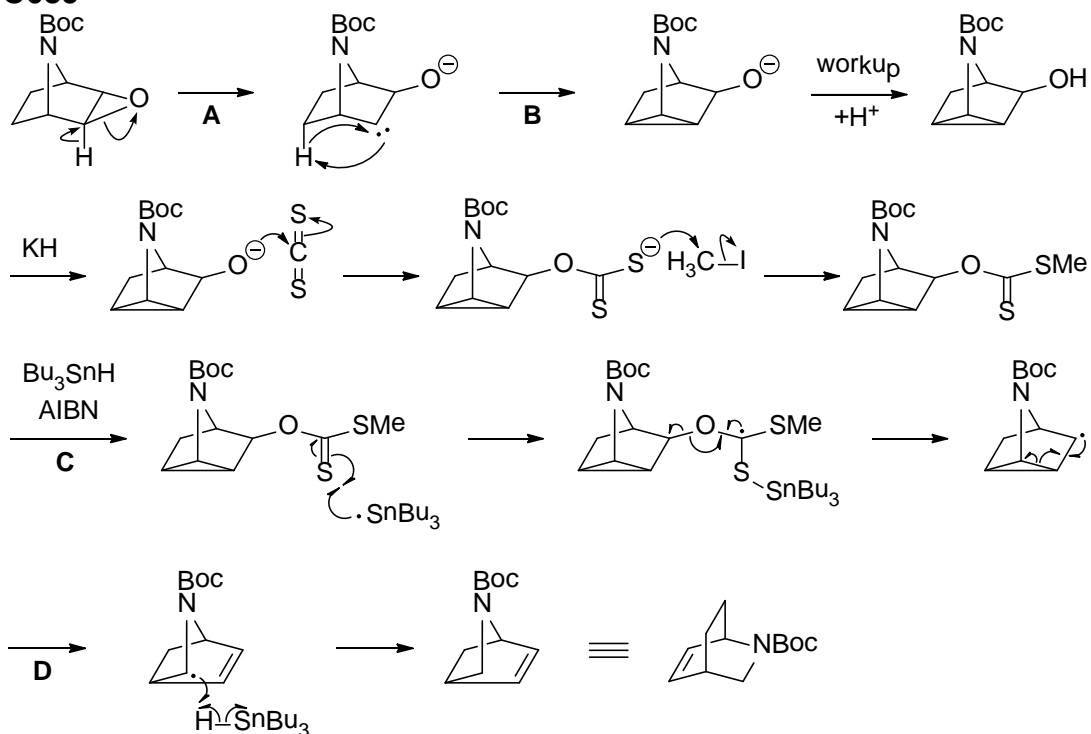




Danheiser, R. L.; Martinez-Davila, C.; Sard, H. *Tetrahedron*. **1981**, 37, 3943.

A: Pinacol-type rearrangement. **B:** Reduction of the ketone. **C:** Anion-accelerated vinylcyclobutane-cyclohexene rearrangement.

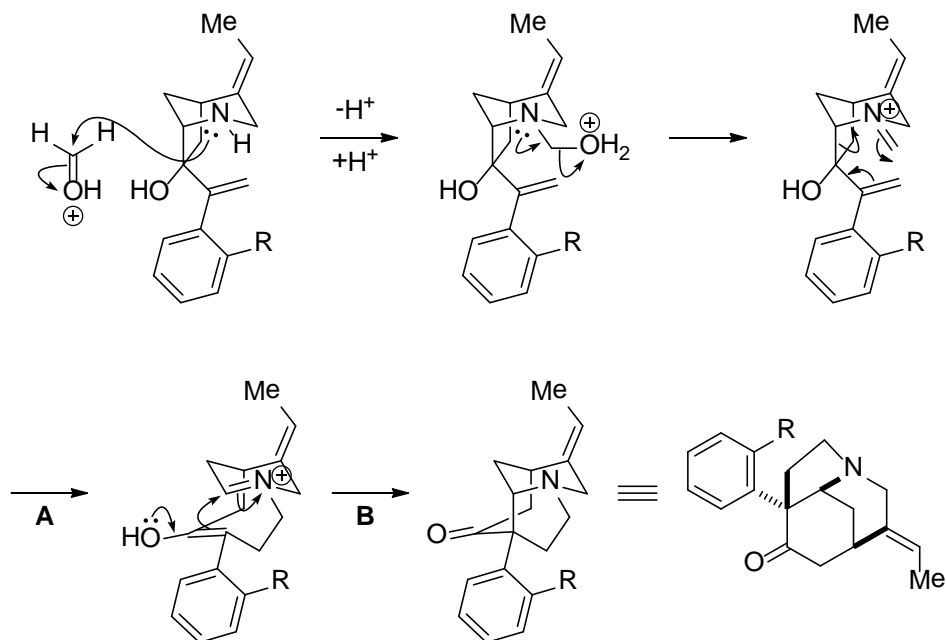
C089



Hodgson, D. M.; Maxwell, C. R.; Wisedale, R.; Matthews, I. R.;
 Carpenter, K. J.; Dickenson, A. H.; Wonnacott, S.
J. Chem. Soc., Perkin Trans. 1 . **2001**, 3150.

A: α -Elimination of the epoxide to form a carbene. **B:** C-H insertion. **C:** Barton-McCombie deoxygenation of a xanthate (ref A051). **D:** Formation of a radical at a cyclopropylcarbiny position induces cleavage of the cyclopropane ring (cf. radical clock).

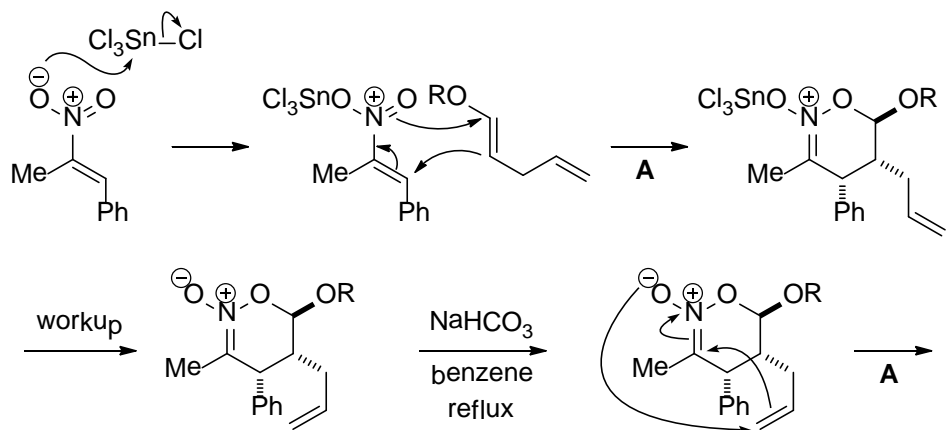
C090

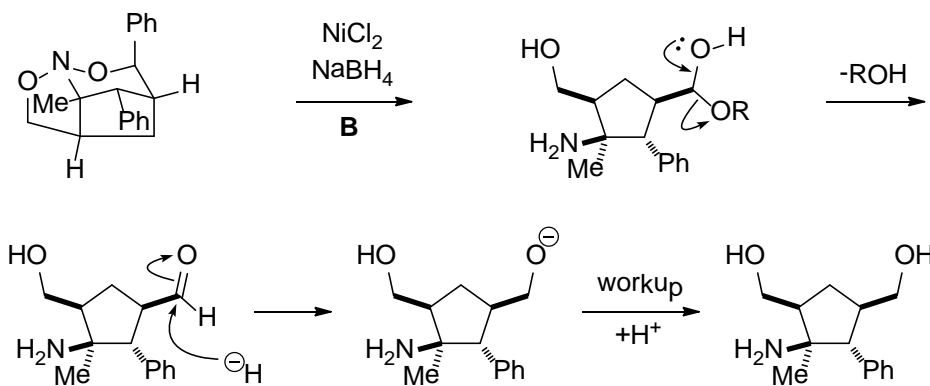


Angle, S. R.; Fevig, J. M.; Knight, S. D.; Marquis, R. W., Jr.; Overman, L. E
J. Am. Chem. Soc. **1993**, 115, 3966

A: Aza-Cope rearrangement. **B:** Mannich reaction.

C091

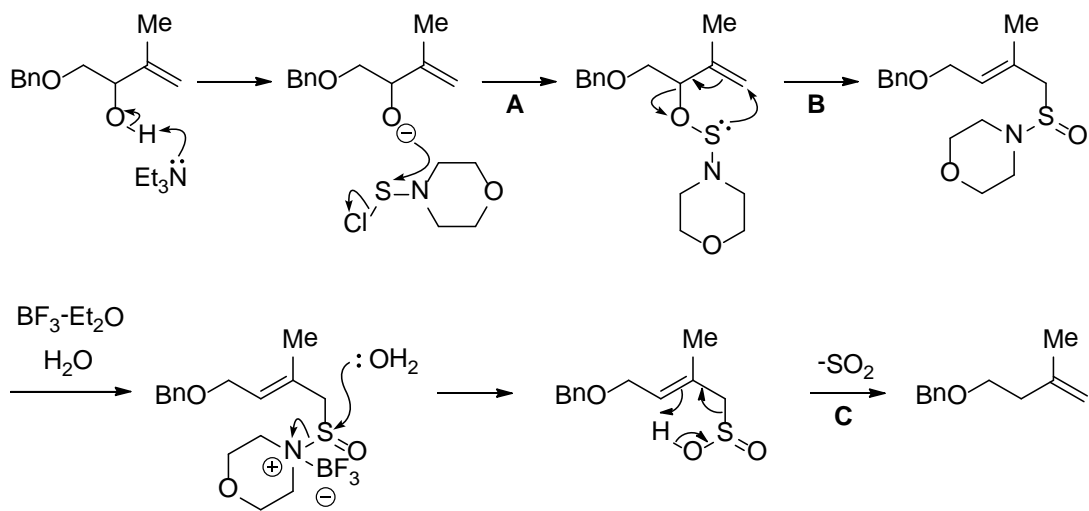




Denmark, S. E.; Dixon, J. A. *J. Org. Chem.* **1998**, 63, 6178.

A: Inverse electron demand hetero-Diels-Alder reaction. **B:** 1,3-Dipolar cycloaddition. **C:** Reductive cleavage of the N-O bonds.

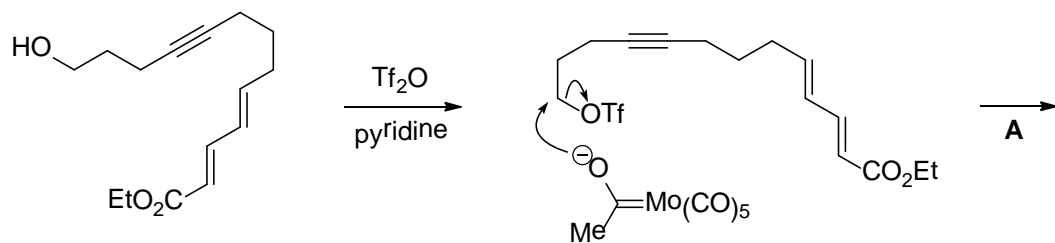
C092

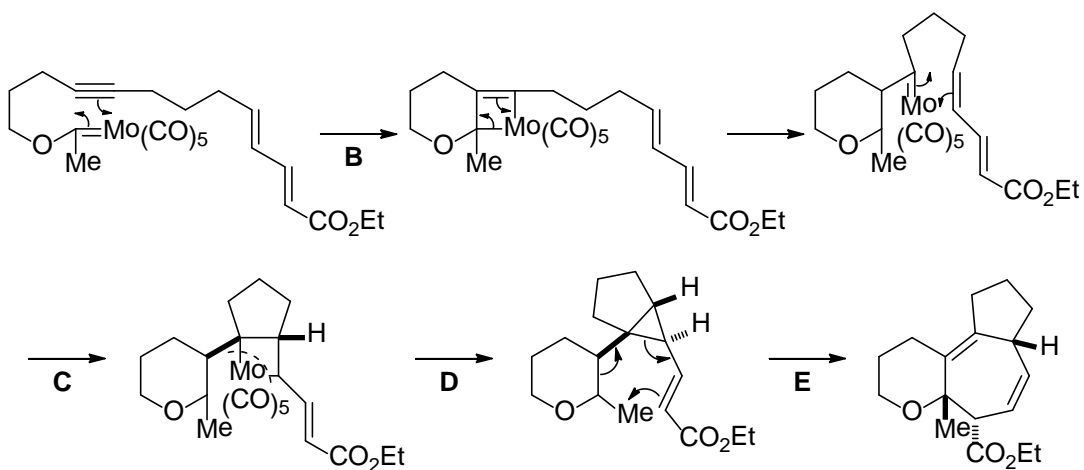


Baudin, J.-B.; Julia, S. A. *Tetrahedron Lett.* **1988**, 29, 3251.

A: Formation of a morpholinesulfenate. **B:** [2,3] Sigmatropic rearrangement. **C:** Extrusion of SO_2 through a six-membered transition state.

C093

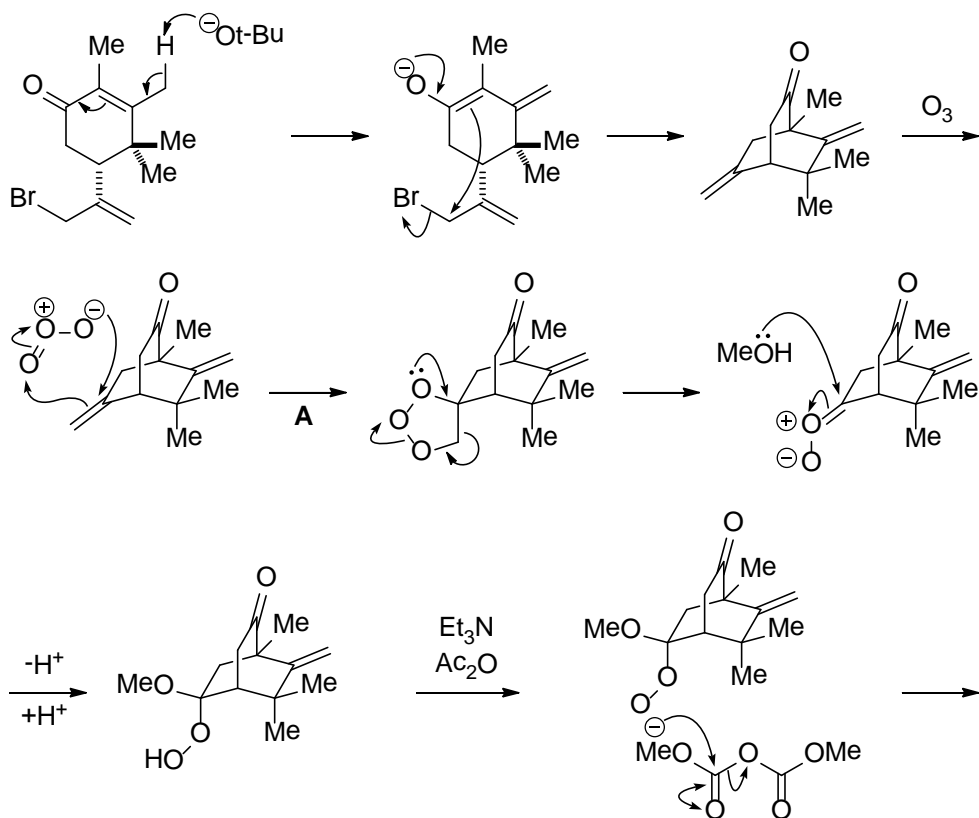


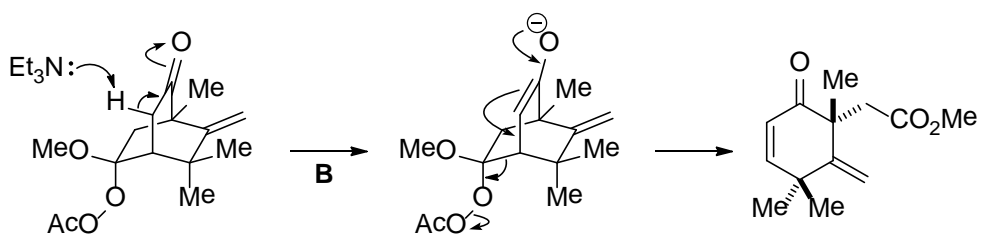


Harvey, D. E.; Brown, M. F. *J. Org. Chem.* **1992**, *57*, 5559.

A: Formation of a Fischer carbene complex. **B:** Intramolecular alkyne metathesis. **C:** Intramolecular alkene metathesis. **D:** Reductive elimination to form a cyclopropane. **E:** Divinylcyclopropane rearrangement (ref A042) via a boat-like transition state.

C094

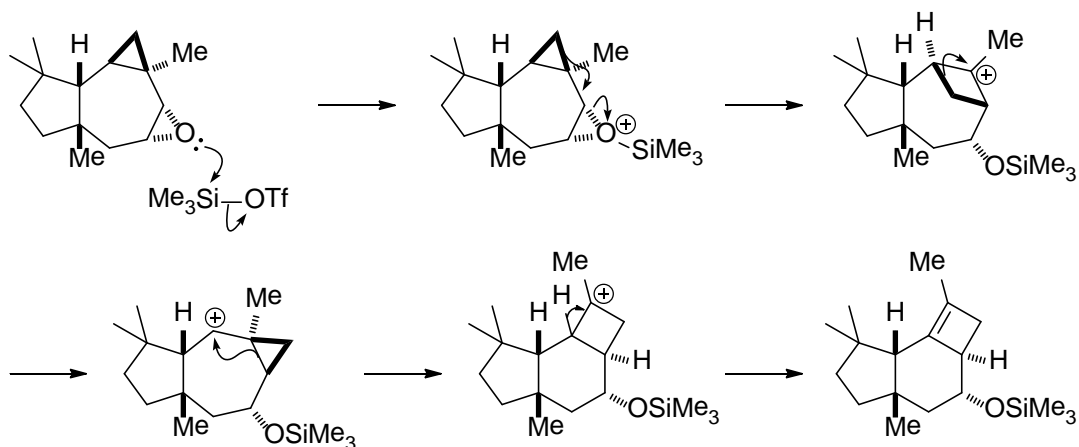




Srikrishna, A.; Anebooselv, K.; Reddy, T. J. *Tetrahedron Lett.* **2000**, 41, 6643.

A: Ozonolysis of the less hindered olefin in MeOH to form a hydroperoxide (ref B116, B117). **B:** Grob-type fragmentation.

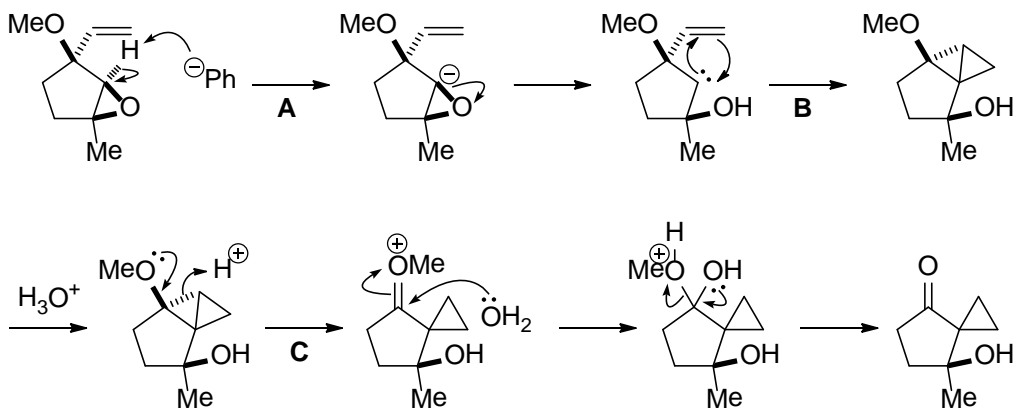
C095

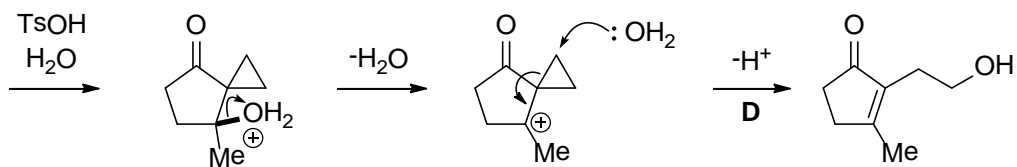


Fujita, T.; Ohtsuka, T.; Shirahama, H.; Matsumoto, T. *Tetrahedron Lett.* **1982**, 23, 4091

Wagner-Meerwein rearrangements.

C096

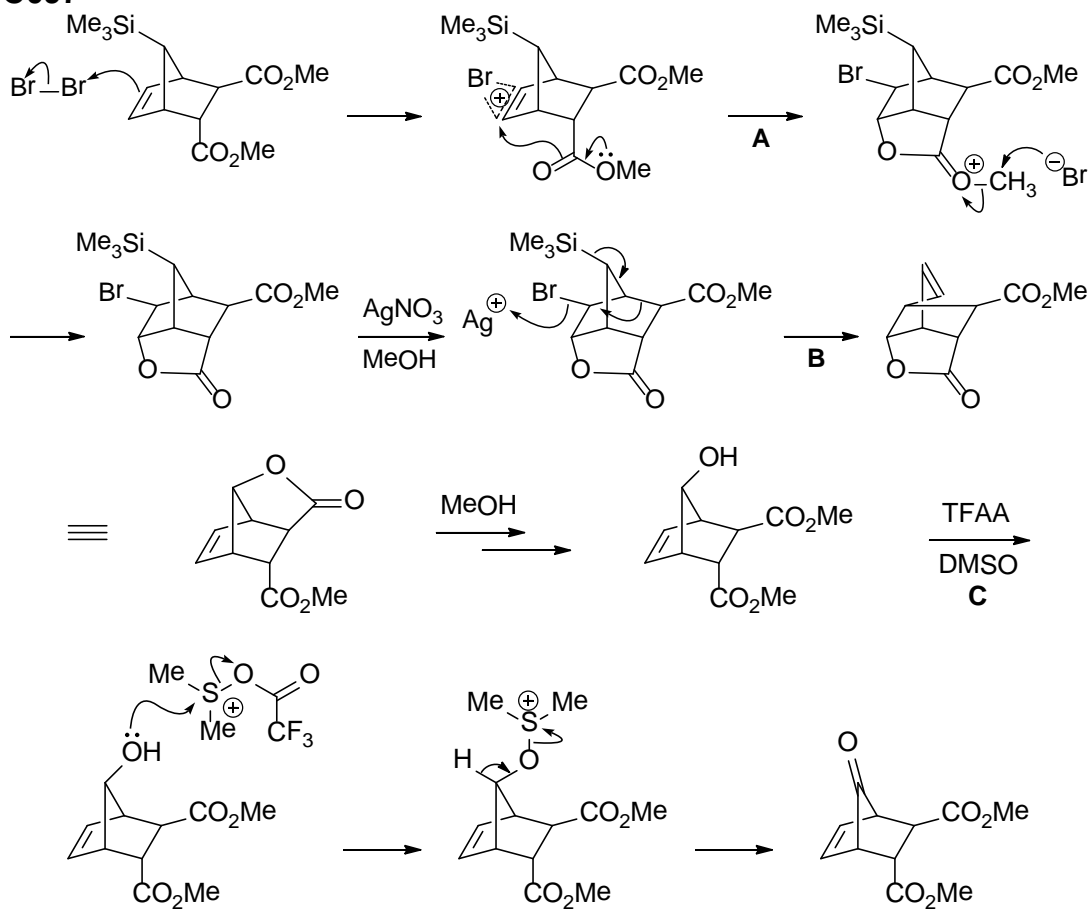




Dechoux, L.; Agami, C.; Doris, E.; Mioskowski, C. *Eur. J. Org. Chem.* **2001**, 4107.

A: α -Elimination of the epoxide to form a carbene. **B:** Cyclopropanation. **C:** Cleavage of the electron-rich cyclopropane ring. **D:** Cleavage of the cyclopropane ring.

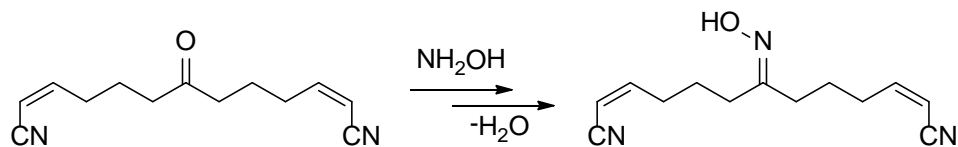
C097

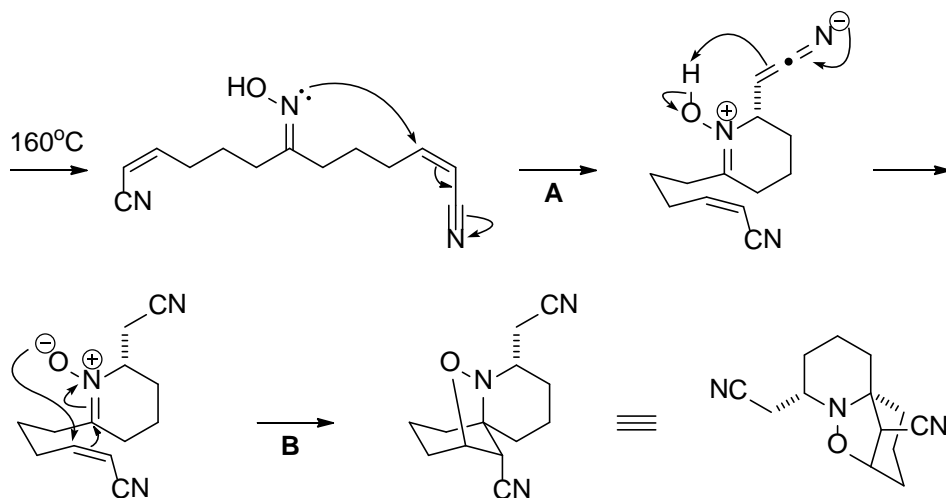


Fleming, I.; Michael, J. P. *J. Chem. Soc., Perkin Trans 1* **1981**, 159.

A: Bromolactonization. **B:** Wagner-Meerwein rearrangement followed by desilylation. **C:** Swern oxidation.

C098



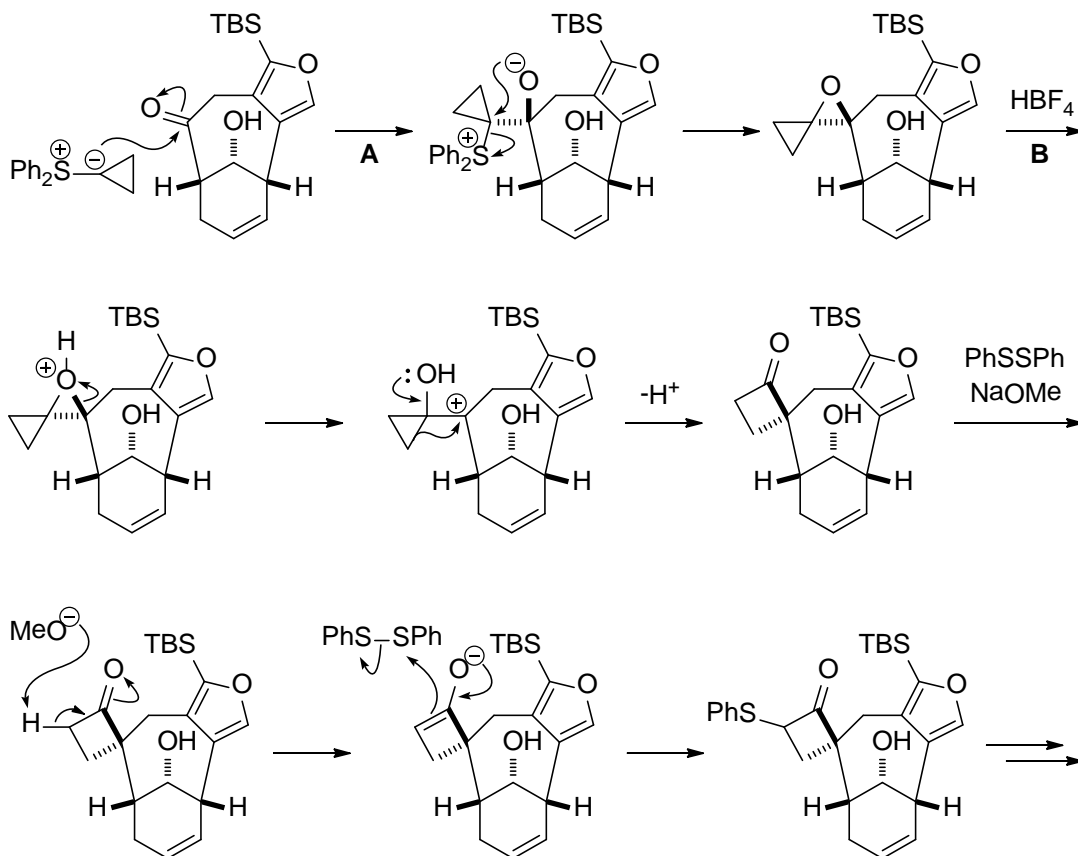


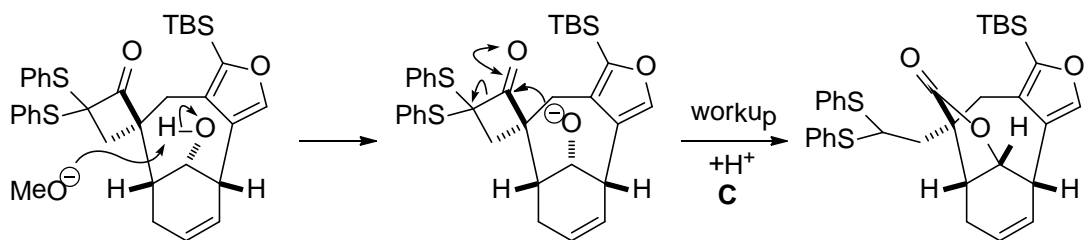
Stockman, R.A. *Tetrahedron Lett.* **2000**, 41, 9163.

A: Formation of a nitrone by intramolecular Michael addition of the oxime to the α,β -unsaturated nitrile.

B: Intramolecular 1,3-dipolar cycloaddition.

C099

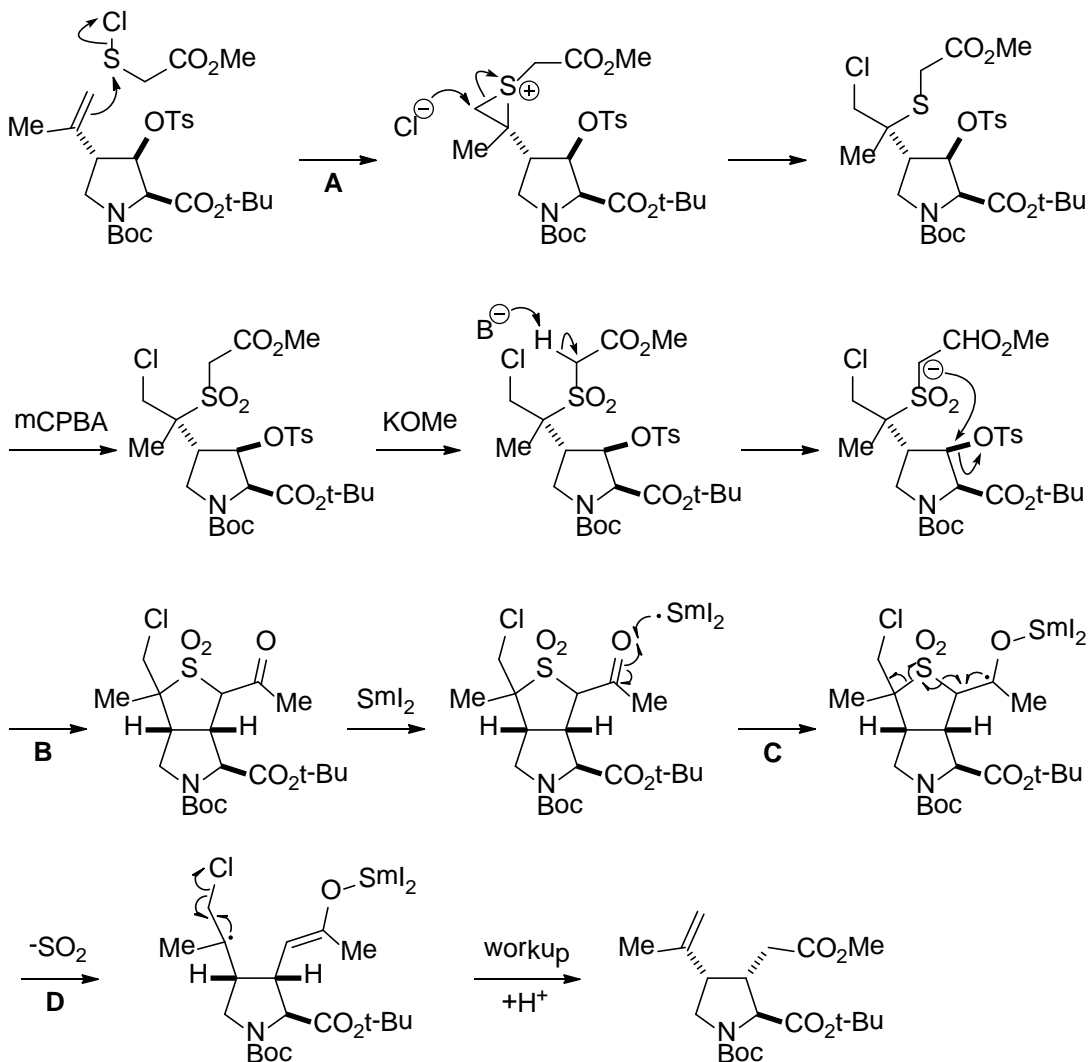




Kwon, O.; Su, D.-S.; Meng, D.; Deng, W.; D'Amico, D. C.; Danishefsky, S. J.
Angew. Chem. Int. Ed. **1998**, *37*, 1880.

A: 1,2-Addition of the sulfur ylide followed by formation of an epoxide in an S_N2 fashion. **B:** Cleavage of the epoxide induces 1,2-migration to form a cyclobutanone via a stable tertiary carbocation. **C:** Ring opening of the cyclobutanone by the proximal alkoxide is facilitated by formation of the sulfur-stabilized carbanion.

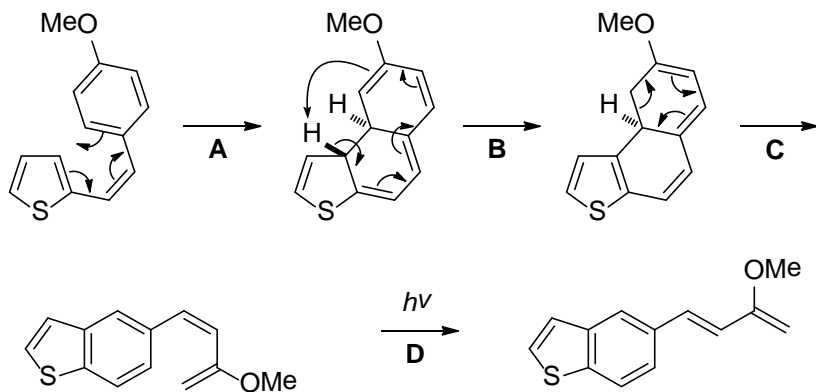
C100



Bachi, M. D.; Melman, A. *J. Org. Chem.* **1997**, 62, 1896.

A: Formation of an episulfonium salt followed by attack of chloride ion at the less hindered carbon. **B:** Cyclization proceeds by an S_N2 mechanism. **C:** SET. **D:** β-Cleavage followed by extrusion of SO₂ and elimination of a chloride radical.

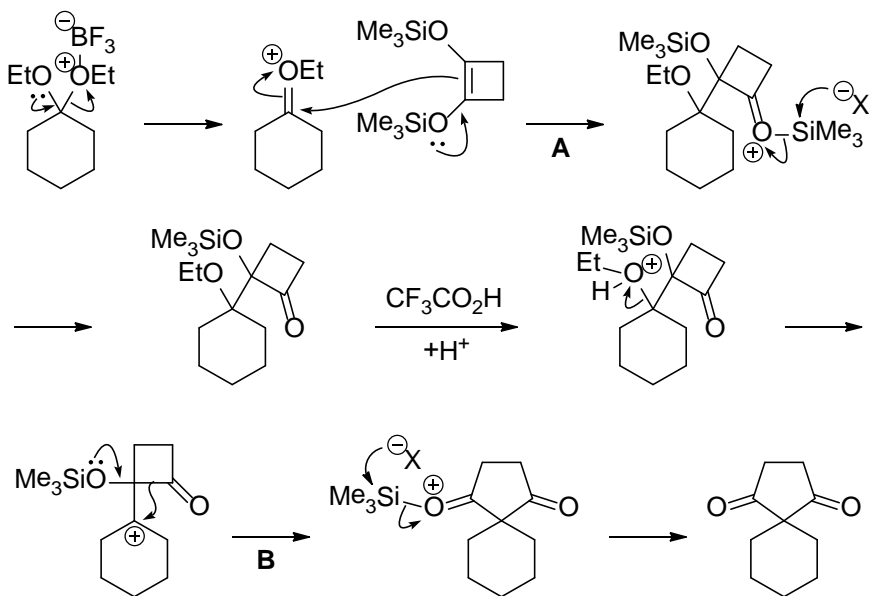
C101



Wu, J.-Y.; Ho, J.-H.; Shih, S.-M.; Hsieh, T.-L.; Ho, T.-I. *Org. Lett.* **1999**, 1, 1039.

A: Photo-induced 6e conrotatory electrocyclic reaction. **B:** Thermally allowed suprafacial 1,9-hydrogen shift. **C:** 6e Electrocyclic reaction. **D:** Photoisomerization of the (Z)-olefin.

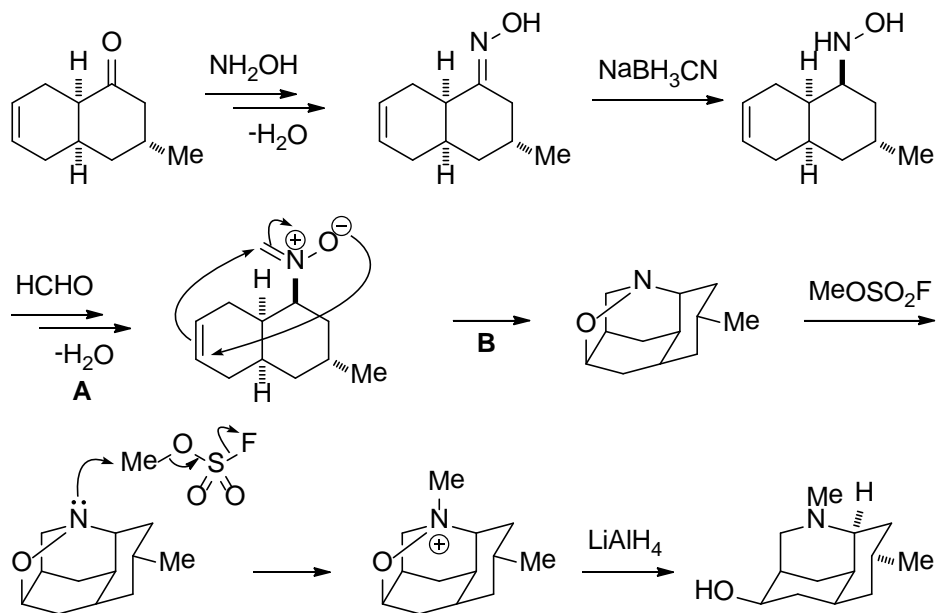
C102



Nakamura, E.; Kuwajima, I. *Org. Synth., Coll. Vol. VIII* **1987**, 17.

A: Mukaiyama aldol reaction. **B:** Preferential migration of the carbonyl carbon (Pinacol rearrangement).

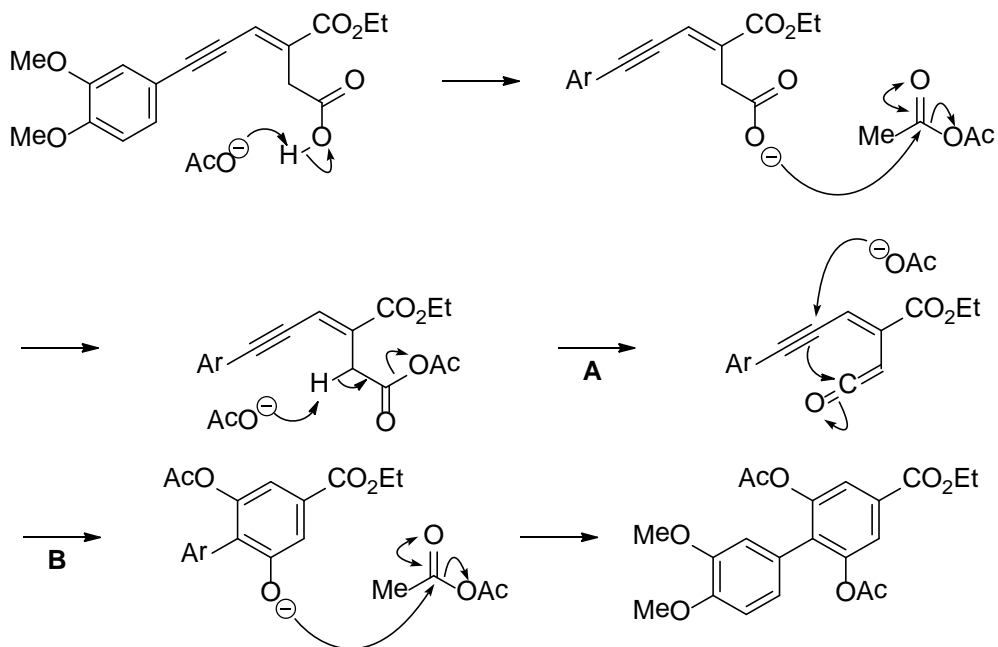
C103

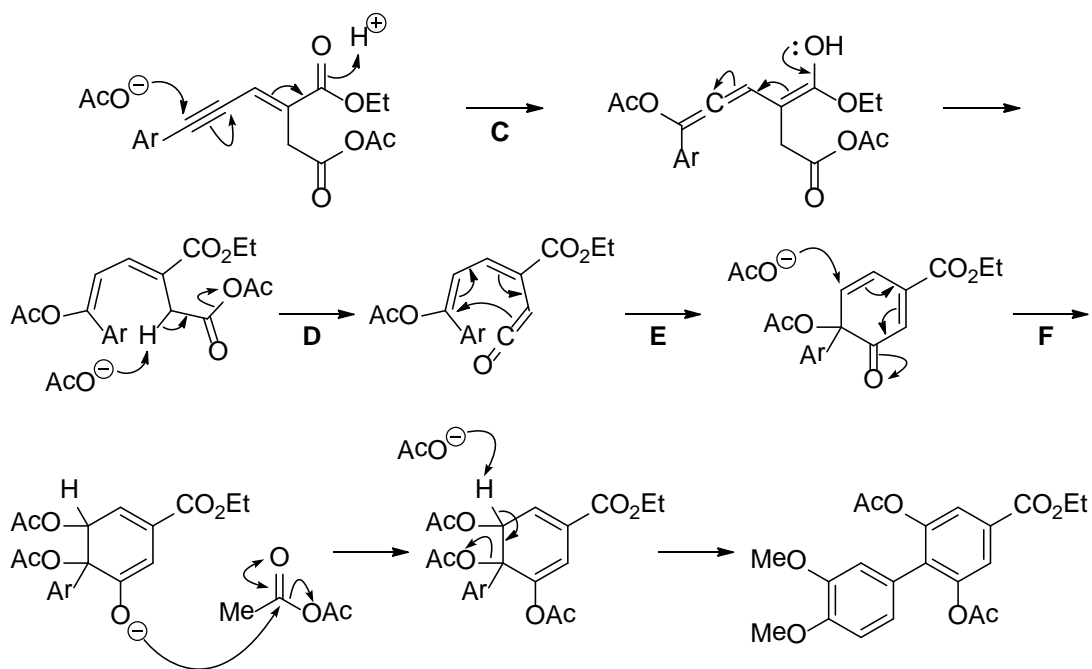


Oppolzer, W.; Petzilka, M. *J. Am. Chem. Soc.* **1976**, *98*, 6722.

A: Formation of a nitrone [ref](#) A065. B: 1,3-Dipolar cycloaddition.

C104

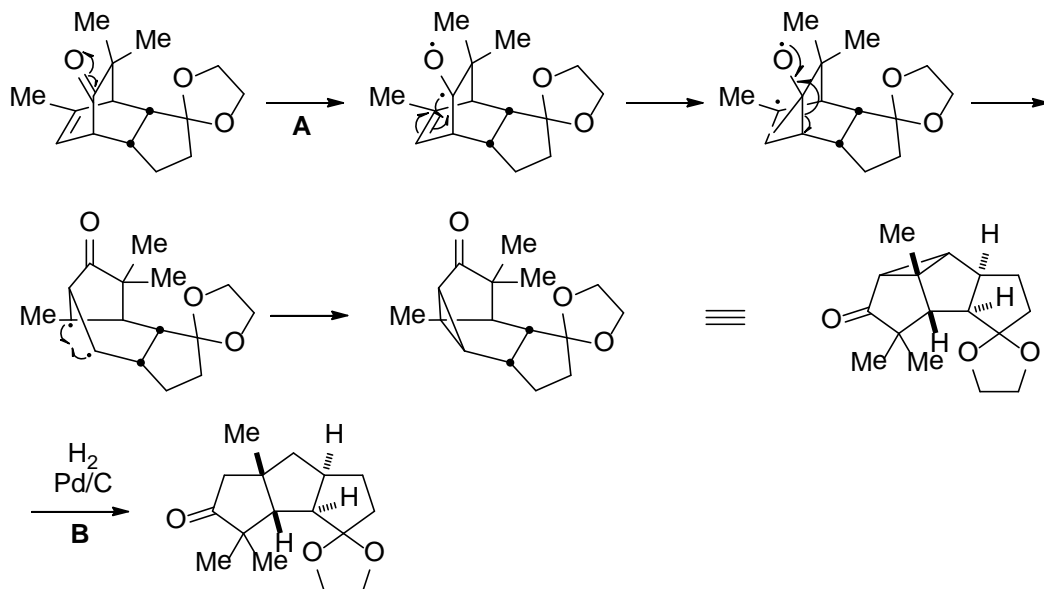




Serra, S.; Fuganti, C. *Synlett*. **2002**, 1661.

A: Generation of a ketene via a mixed anhydride. **B:** Benzannulation. **C:** Michael addition. **D:** Formation of a ketene. **E:** 6e Electrocyclic reaction. **F:** Michael addition.

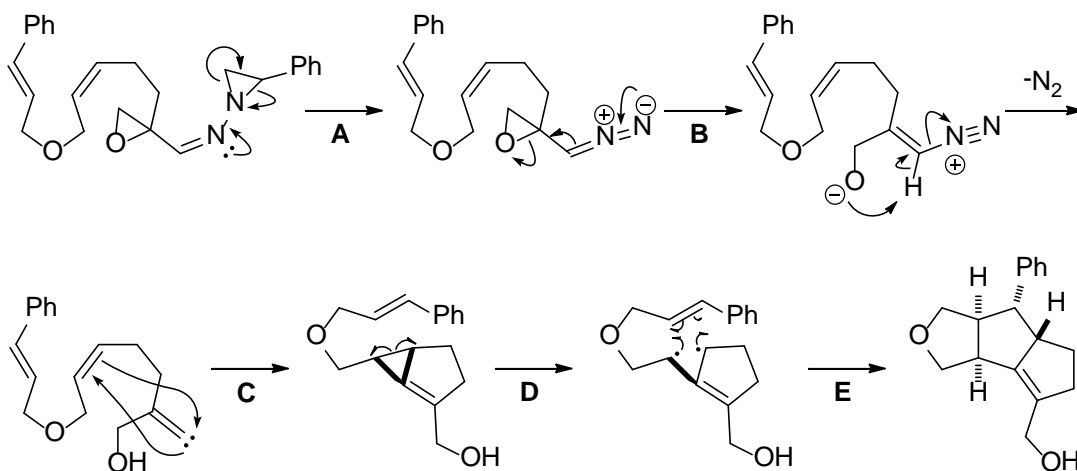
C105



Singh, V.; Prathap, S.; Porinchu, M. *J. Org. Chem.* **1998**, 63, 4011.

Oxa-di- π -methane rearrangement. **A:** n- π^* Transition. **B:** Reductive cleavage of the cyclopropane ring.

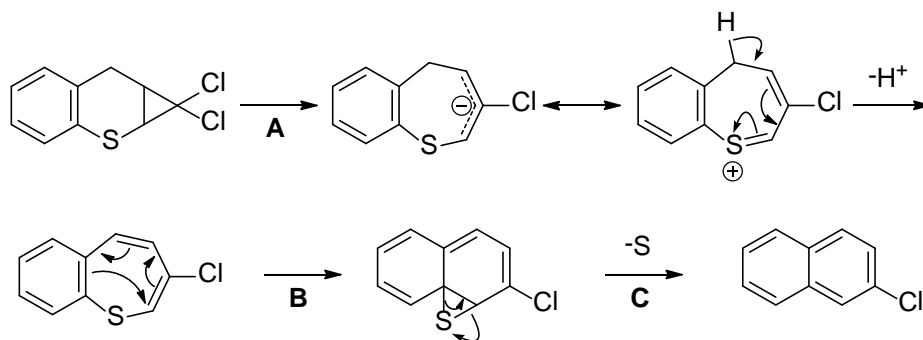
C106



Lee, H.-Y.; Kim, Y. *J. Am. Chem. Soc.* **2003**, 125, 10157.

A: Thermal decomposition of an aziridinylimine to form a diazoalkane. **B:** Cleavage of the epoxide followed by elimination of N_2 to form an alkydene carbene. **C:** Cyclopropanation. **D:** Homolytic cleavage of the strained cyclopropylidene ring to form a trimethylenemethane diradical. **E:** Radical addition.

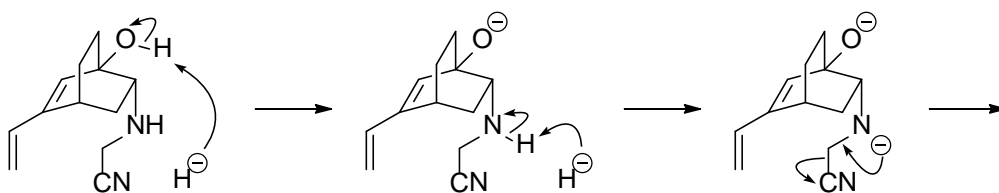
C107

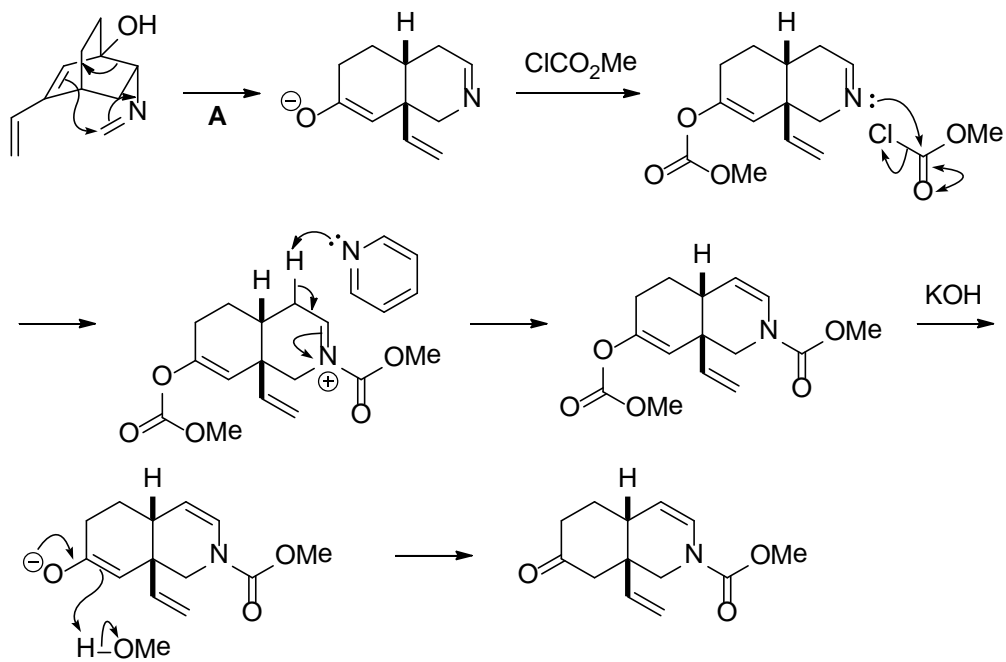


Parham, W. E.; Koncos, R. *J. Org. Chem.* **1961**, 83, 4034.

A: 2e Electrocyclic reaction. **B:** 6e Disrotatory electrocyclic reaction. **C:** Spontaneous loss of S.

C108

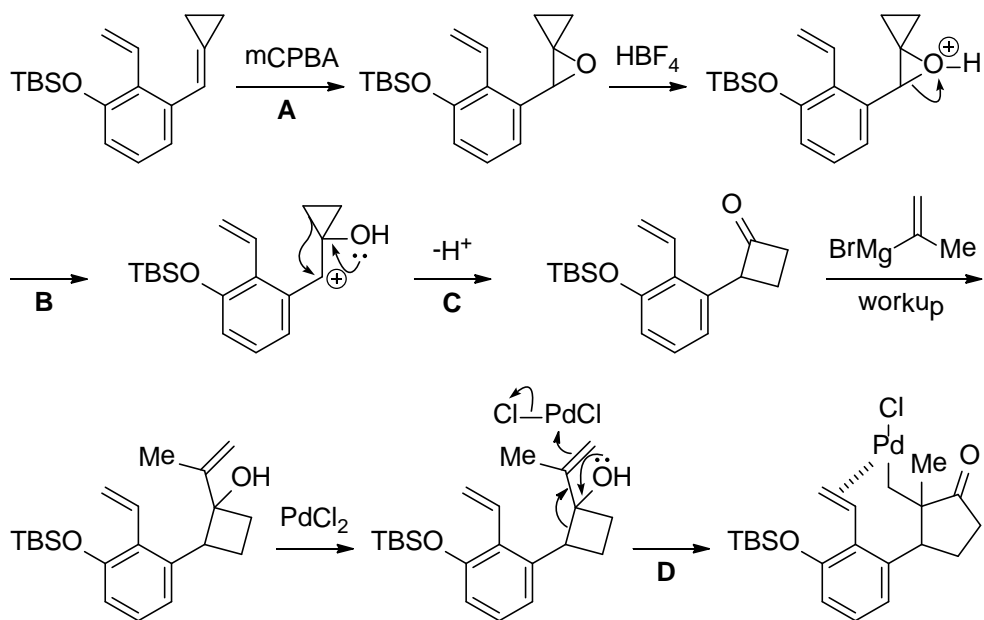


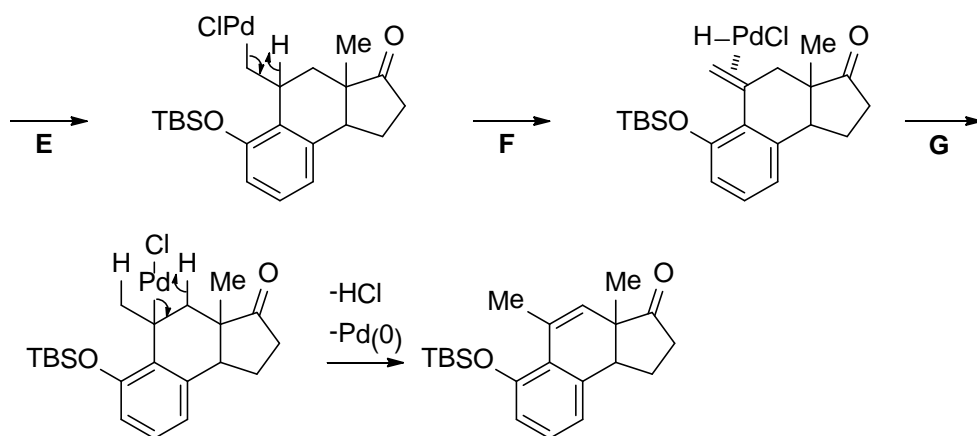


Earley, W. G.; Jacobsen, E. J.; Meier, G. P.; Oh, T.; Overman, L. E.
Tetrahedron Lett. **1988**, 29, 3781.

A: Anion-accelerated aza-Cope rearrangement.

C109





Nemoto, H.; Miyata, J.; Yoshida, M.; Raku, N.; Fukumoto, K.
J. Org. Chem. **1997**, *62*, 7850.

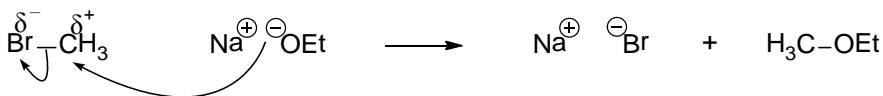
A: Epoxidation of the strained olefin. **B:** Cleavage of the epoxide to form a stable benzylic cation. **C:** 1,2-Migration to form a cyclobutanone (ref A099). **D:** Ring expansion reaction initiated by oxidation of the olefin with PdCl₂. **E:** Intramolecular carbopalladation. **F:** β-Elimination. **G:** Reversible hydropalladation and 6-elimination process to give the more stable endocyclic olefin.

有機反応の反応機構を考えるにあたって

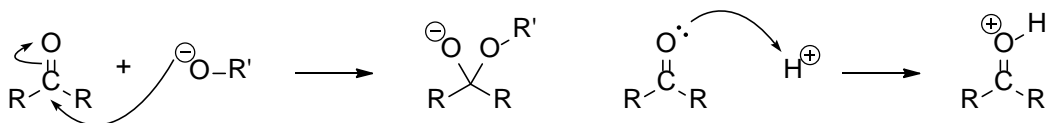
1. 反応機構を考えるうえで重要な電気陰性度

有機反応は，その反応様式によって極性反応，ラジカル反応，ペリ環状反応などに分類されるが，その多くの部分を占める極性反応においては，反応系中の電子の豊富な部位と，電子の不足な部位とが引き寄せ合い，結合の生成，切断が繰り返されながら反応が進行する．そこに介在しているのは電子であり，反応機構を考えるときに，それらの電子の動きを「曲がった矢印」を用いて表す．

電子は電子の豊富な部位から電子の不足な部位へと移動していく．そこで，どのように電子が動くかを考える*つの手がかりとなるのが電気陰性度である．電気陰性度とは結合中の電子を引きつける固有の性質の尺度である．その値が大きいほど電子を引きつける力が強い（すなわち電氣的に陰性になる）．たとえば臭化メチルを考えると，電子はより電気陰性度の大きい臭素原子上に引き寄せられ，炭素は部分的に正に荷電 (δ^+) し，臭素原子は部分的に負に荷電 (δ^-) することになる．この臭化メチルに*し，ナトリウムエトキシド (NaOEt) を作用させると，負電荷をもつ酸素原子は，部分的な正電荷をもつ炭素原子に近づき，新たに酸素-炭素結合が生成する．このとき臭化メチルの炭素-臭素結合は切断され，その結合を形成していた電子対は臭素原子上に移動し，臭化物イオンを生成する．



またカルボニル化合物の反応に関しては次のように考えることができる，カルボニル基はより電気陰性度の大きい酸素原子上に電子が引き寄せられ，炭素が δ^+ ，酸素が δ^- の部分的な電荷をもつ．カルボニル基に*してアルコキシドのような電子を豊富にもつ求核基は，部分的な正電荷をもつ炭素原子に近づき，新たな結合を生成する．このとき炭素-酸素三重結合を形成していた電子は酸素原子上に移動する．一方，カルボニル化合物に対して塩酸のような Brønsted 酸を作用させると，正の電荷をもつプロトン (H^+) と，部分的な負電荷をもつ酸素原子の間で結合が生成してカチオンを生じる．このカチオンは，炭素-酸素結合が大きく分極しており，求核基に対してより高い反応性をもつようになる．



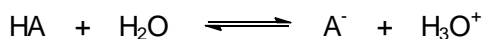
このように化合物中の官能基の電荷を考え、最も反応性の高い部位どうしを反応させることが、反応機構を考える基本となる。

表①一般的な元素の電気陰性度

H							2.1
Li	Be	B	C	N	O	F	
1.0	1.5	2.0	2.5	3.0	3.5	4.0	
Na	Mg	Al	Si	P	S	Cl	
0.9	1.2	1.5	1.8	2.1	2.5	3.0	
K	Ca						Br
0.8	1.0						2.8
							I
							2.5

2. 酸解離定数 pKa から反応経路を予測

水溶液中で酸性化合物は次のように解離した状態にある。




酸 HA に対してプロトンの解離した A⁻を、HA の共役塩基とよぶ。このときその酸性度の目安として、酸解離定数がしばしば用いられる。希薄水溶液において、化合物の酸解離定数 (PKa) は次のように定義される。

$$\text{p}K_a = -\log K_a = \frac{[\text{A}^-][\text{H}_3\text{O}^+]}{[\text{HA}]}$$

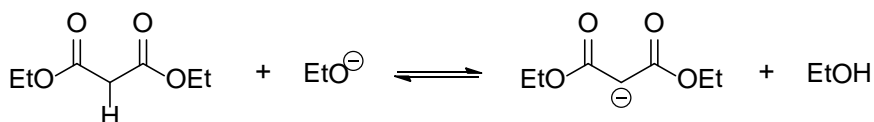
この定義によると、PK の値が小さいほどその酸性度は高くなる (平衡が右に偏る、プロトンを放出しやすい)。また塩基 (B) の場合を考えると、その共役酸 (HB⁺) の pKa の値が大きいほど、その塩基性度は高くなる (平衡が左に偏る、プロトンを放しにくい)。

酸(HA)、塩基 (酸 HB の共役塩基 B⁻) が共存する場合、その平衡定数 K_{eq} は酸、塩基それぞれの PK_a を用いて次のように記述することができる。



$$pK_{\text{eq}} = -\log \frac{[\text{A}^-][\text{HB}]}{[\text{HA}][\text{B}^-]} = pK_{\text{a}}(\text{HA}) - pK_{\text{a}}(\text{HB})$$

すなわち、二つの酸の PK_{a} の差を計算することで、厳密には正確ではないが、溶液中での平衡状態を見積もることができる。たとえば、マロン酸ジエチル ($\text{EtO}_2\text{CCH}_2\text{CO}_2\text{Et}$; $pK_{\text{a}} = 13$) とナトリウムエトキシド (NaOEt , 共役酸 EtOH) ($pK_{\text{a}} = 16$) が共存するとき、その平衡状態はおおよそ次のように考えることができる。

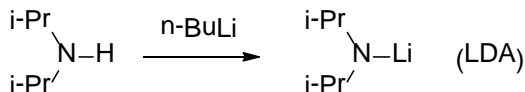


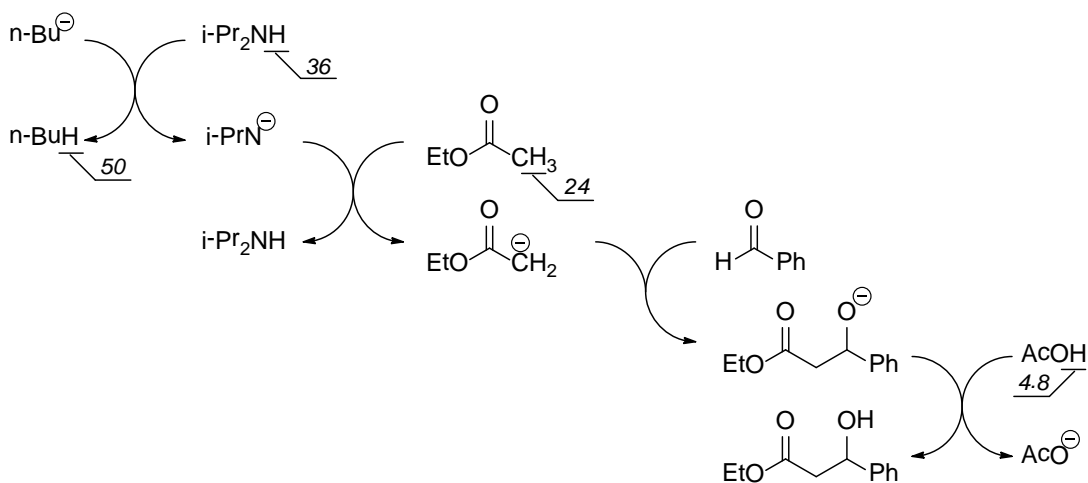
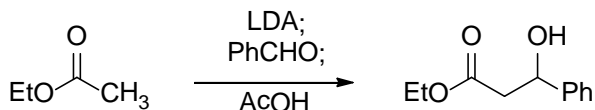
$$pK_{\text{eq}} = pK_{\text{a}}(\text{malonate}) - pK_{\text{a}}(\text{EtOH}) = 13 - 16 = -3$$

$$K_{\text{eq}} = 10^3$$

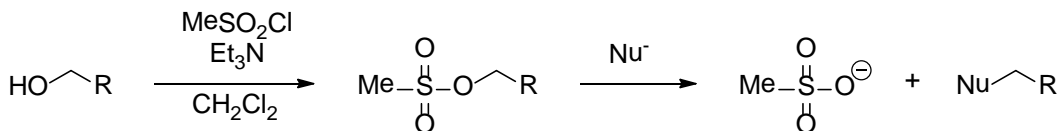
K_{eq} より、この平衡はほとんど右側に偏っていることがわかる。化学的な見方をすると、弱酸であるマロン酸ジエチルは、強塩基であるナトリウムエトキシドにより、ほぼ完全に脱プロトン化されている、ということになる。

次に下のスキームのような反応を考えてみよう。リチウムジイソプロピルアミド (LDA) を用いたアルドール反応の例である。n-ブチルリチウム (共役酸 n-ブタンの $\text{PK}_{\text{a}} = 50$) は、より PK_{a} の小さいジイソプロピルアミン ($pK_{\text{a}} = 36$) のプロトンを引き抜き、LDA を生成する。続いて LDA はエステルの α 位のプロトン ($pK_{\text{a}} = 24$) を引き抜き、エステルのアニオンを生成する。このアニオンをベンズアルデヒドと反応させると、縮合体を与えるが、生成物の共役酸の PK_{a} はより小さいアルコール ($pK_{\text{a}} = 17$) となっている。後処理で酢酸 ($pK_{\text{a}} = 4.8$) を加えると、アルコキシドがプロトン化され、生成物と酢酸アニオンを生じ反応が終了する。以上のように、 PK_{a} の高い試薬から順次低いものへと移り変わることで、反応が円滑に進行している。





また pK_a 値は、共役塩基の脱離能の目安にもなる。本質的に pK_a は酸解離反応の平衡状態を数値化したものなので直接的に脱離能を示すわけではないが、 pK_a の値と脱離能の間には十分に相関がある。たとえばヒドロキシル基を足がかりに置換反応を行う場合、通常ヒドロキシル基に求核基を作用させてもほとんど置換反応は進行しないが、メタンスルホニル基を作用させることにより、容易に求核基を導入できるようになる。これは水 ($\text{pK}_a = 15.7$) とメタンスルホン酸 ($\text{pK}_a = -6$) の pK_a を比較すると理解することができる。



実際にどのように反応が進行するかは pK_a だけではなくさまざまな要因で決まる、 pK_a の大小に逆らって脱プロトン化が進行することもある。また上記酸解離定数の定義には、「希薄溶液中での水の濃度が一定である ($[\text{H}_2\text{O}] = 55.5\text{M}$) という仮定が含まれているので、これまでの考察は実際の反応の状態を厳密には記述していない。しかし pK_a の大小の比較から反応の結果を予測することは、反応機構を考えるうえで非常に有効な方法である。巻末におもな化合物の水溶液中での pK_a を表にまとめたので、ぜひ活用していただきたい。

表② 酸性度定数

pKa	酸	共役塩基	pKa	酸	共役塩基
-10	$\text{HO}-\overset{\text{O}}{\parallel}{\text{S}}-\text{OH}$	$\text{HO}-\overset{\text{O}}{\parallel}{\text{S}}-\text{O}^{\ominus}$	-1.4	$\overset{\ominus}{\text{O}}-\overset{\oplus}{\text{N}}(\text{OH})-\overset{\text{O}}{\parallel}$	$\overset{\ominus}{\text{O}}-\overset{\oplus}{\text{N}}(\text{O}^{\ominus})-\overset{\text{O}}{\parallel}$
-9	$\text{R}-\overset{\oplus}{\text{O}}\text{H}=\text{C}-\text{Cl}$	$\text{R}-\overset{\text{O}}{\parallel}{\text{C}}-\text{Cl}$	-0.5	$\text{R}-\overset{\oplus}{\text{O}}\text{H}=\text{C}-\text{NH}_2$	$\text{R}-\overset{\text{O}}{\parallel}{\text{C}}-\text{NH}_2$
-8	$\text{R}-\overset{\oplus}{\text{O}}\text{H}=\text{C}-\text{H}$	$\text{R}-\overset{\text{O}}{\parallel}{\text{C}}-\text{H}$	0.5	$\text{F}_3\text{C}-\overset{\text{O}}{\parallel}{\text{C}}-\text{OH}$	$\text{F}_3\text{C}-\overset{\text{O}}{\parallel}{\text{C}}-\text{O}^{\ominus}$
-7	$\text{R}-\overset{\oplus}{\text{O}}\text{H}=\text{C}-\text{R}$	$\text{R}-\overset{\text{O}}{\parallel}{\text{C}}-\text{R}$	1.5	$\text{Ph}-\overset{\text{O}}{\parallel}{\text{S}}-\text{OH}$	$\text{Ph}-\overset{\text{O}}{\parallel}{\text{S}}-\text{O}^{\ominus}$
-6.5	$\text{Ar}-\overset{\text{O}}{\parallel}{\text{S}}-\text{OH}$	$\text{Ar}-\overset{\text{O}}{\parallel}{\text{S}}-\text{O}^{\ominus}$	2.0	$\text{HO}-\overset{\text{O}}{\parallel}{\text{S}}-\text{O}^{\ominus}$	$\overset{\ominus}{\text{O}}-\overset{\text{O}}{\parallel}{\text{S}}-\text{O}^{\ominus}$
-6.4	$\text{Ar}\overset{\oplus}{\text{O}}\text{H}_2$	ArOH	2.2	$\text{HO}-\overset{\text{O}}{\parallel}{\text{P}}(\text{OH})-\text{OH}$	$\text{HO}-\overset{\text{O}}{\parallel}{\text{P}}(\text{OH})-\text{O}^{\ominus}$
-6	$\text{Me}-\overset{\text{O}}{\parallel}{\text{S}}-\text{O}^{\ominus}$	$\text{Me}-\overset{\text{O}}{\parallel}{\text{S}}-\text{OH}$	2.9	$\text{ClH}_2\text{C}-\overset{\text{O}}{\parallel}{\text{C}}-\text{OH}$	$\text{ClH}_2\text{C}-\overset{\text{O}}{\parallel}{\text{C}}-\text{O}^{\ominus}$
-6	$\text{R}-\overset{\oplus}{\text{O}}\text{H}=\text{C}-\text{OH}$	$\text{R}-\overset{\text{O}}{\parallel}{\text{C}}-\text{OH}$	4.2	$\text{Ph}-\overset{\text{O}}{\parallel}{\text{C}}-\text{OH}$	$\text{Ph}-\overset{\text{O}}{\parallel}{\text{C}}-\text{O}^{\ominus}$
-6	$\text{Ar}-\overset{\oplus}{\text{O}}(\text{H})-\text{R}$	$\text{Ar}-\text{O}-\text{R}$	4.8	$\text{Me}-\overset{\text{O}}{\parallel}{\text{C}}-\text{OH}$	$\text{Me}-\overset{\text{O}}{\parallel}{\text{C}}-\text{OH}$
-3.5	$\text{R}-\overset{\oplus}{\text{O}}(\text{H})-\text{R}$	$\text{R}-\text{O}-\text{R}$	6.4	$\text{HO}-\overset{\text{O}}{\parallel}{\text{C}}-\text{OH}$	$\overset{\ominus}{\text{O}}-\overset{\text{O}}{\parallel}{\text{C}}-\text{OH}$
-2.4	$\text{Et}\overset{\oplus}{\text{O}}\text{H}_2$	EtOH	10.0	PhOH	PhO^{\ominus}
-1.7	$\text{H}_3\overset{\oplus}{\text{O}}$	H_2O	11.6	$\text{HO}-\text{OH}$	$\text{HO}-\text{O}^{\ominus}$
-1.5	$\text{Ar}-\overset{\oplus}{\text{O}}\text{H}=\text{C}-\text{NH}_2$	$\text{Ar}-\overset{\text{O}}{\parallel}{\text{C}}-\text{NH}_2$	12.2	$\text{Me}-\overset{\text{O}}{\parallel}{\text{C}}(\text{Me})-\text{NOH}$	$\text{Me}-\overset{\text{O}}{\parallel}{\text{C}}(\text{Me})-\text{NO}^{\ominus}$

A		aminonitrile	A011
abnormal Claisen rearrangement	C032	Arbuzov reaction	A070
acetal		ate complex	A028, B002
A008, A009, A010, A063, B084, B 116		atom transfer reaction	B033, B038, C028
Achmatowicz reaction	C013, C079	aziridine	B101, B119
acid chloride	A003, A025	aziridinylimine	C 106
acyl azide	A058	azirine	B056, B080, C038
acyl cyanide	B061, C050	azlactone	A019, C009
acyl transfer		B	
B007, B113, B114, C007, C035, C068		Baeyer-Villiger oxidation	A054
acylation	B060, C012, C029, C050	Bartoli indole synthesis	C066
acyliminium ion	C041, C051	Barton reaction	B097, C014
acylium ion	A003, A036, B068	Barton-McCombie deoxygenation	A051, B071, C089
acylnitroso compound	B120	Beckmann fragmentation	A015
acyloin condensation	B115	Beckmann rearrangement	A055, C014
acylpalladium species	C087	benzannulation	C 104
addition		benzyne	B012, B065
1,2-	A016, C042, C099	Birch reduction	A038, A039, B011
conjugate		Bischler-Napieralski reaction	A034
B046, B094, C006, C019, C086, C029		bromination	A010, A024, A025, A027, B087, C036, C063
intramolecular		Brook rearrangement	C042
A008, A010, A021, A049, A052, B008, B012		C	
to carbonyl group	A001, A002, A003, A004	Cannizzaro-type reaction	B052, C026
to electron-deficient aromatic ring	A040, B022	carbamate-type protective group for amines	B019, B020, B021
addition-elimination	C002	carbanion	B006, B047, B049, C099
aldol reaction	A020, B052, B053, B113	carbene	A059, A061, B075, B103, C021, C064, C089, C096
aldol reaction intramolecular	C025, C027, C083	alkylidene	B036, B049, C016, C037, C054, C055, C083, C106
1, 2-alkyl shift		dialkoxy-	C046
A036, A047, A048, A054, B119, C004, C063		dibromo-	A061, B075
allene	A061, B028	dichloro-	A035, B076
allenylpalladium species	C060	carbocation	
allenylsilane	C081		
rc-allylpalladium complex	B021, B040, C060		
allylsilane	B078, C051		

A030, A036, A046, A047, A048, A049, B015, B023, B051, B068, B078, B085, B108, B119, C063, C070, C081, C099, C109	of S--N bond	C048
carbon monoxide B042, B068, B127, C069	of S-O bond	C048
carbonyl oxide C049	of thiirane	C074
carbonylation C087	of c~-lactone	B081
carbopalladation A075, C010, C087	oxidative	A044
carbotitanation B128	reductive A029, B035, C079, C091, C105	
cation cyclization B108	Cope elimination	A053, C072
cation-olefin cyclization C003, C056	Cope rearrangement	C040
C-H insertion B036, B049, B075, B080, C016, C038, C083, C089	aza-	B092, C090, C108
charge-transfer complex B063	oxy-	C004, C077
cheletropic reaction B030, B080, B101	Corey-Fuchs reaction	B049, B077
chlorination B089	Corey-Winter olefination	B103
Claisen condensation C045	CSI (chlorosulfonyl isocyanate)	B064
Claisen rearrangement	Curtius rearrangement	A058
A062, A063, B094, C009, C024, C062, C073	cyanohydrin	B005
aza- C017, C067, C069	cyclization	
Claisen-Ireland rearrangement B093, B124	5-endo-trig	C019
Claisen-Johnson rearrangement B091	5-exo-dig	C073
Claisen-Schmidt reaction C038	[2 + 2] cycloaddition	C052, C054, C080
cleavage B004, B070, B103, C046, C076	cyclobutane	A066
heterolytic A029, B 116, B 117	cyclobutanone	C099, C109
homolytic B018, B038, B039, B069, B080, B097, C055, C106	cyclopropanation	C106, B075, B076, B126, C021, C042, C046, C055, C096
of azirine ring C038	cyclopropane	A061, B128, C020, C093
of C-N bond C012	cyclopropanone	A060
of C-S bond B044		
of cyclobutane ring C052	D	
of cyclobutene B054	Dttz reaction	B127
of cyclopropane ring A060, B015, B084, C020, C043, C046, C089, C096	Dakin reaction	A056
of cyclopropanone B057	Danheiser annulation	C081
of endoperoxide B034	DCC (N,N'-dicyclohexylcarbodiimide)	A007, B014
of epoxide B003, B023, B051, B071, B102, B110, C001, C006, C013, C099, C106, C109	decarboxylation	A023, A039, A057, B001, B019, B051, C023
of four-membered ring C059	dehydration	B062
of N-N bond C022	deprotonation	A002, A019
	desulfurization	B103, C074
	diazo coupling	A037
	diazo transfer reaction	B055
	diazoalkane	C064, C106

diazoketone	B083	A014, A053, B037, B090, B094, B124
diazomethane	B010, B024, B059, B122	α -
diazonium salt	A037, B013, B065, B081, B082	A061, B049, B075, C021, C064, C089, C096
Dieckmann condensation	A021	β -
Diels-Alder reaction	A064, B027	A073, A075, B060, B128, C021, C024, C061, C084, C109
aza	C056	β -carbon
hetero		enamido
B120, B125, C018, C035, C044, C048, C091		enamine
intramolecular		A022, B008, B046, B047, B054, B112, C022
B025, B027, B028, C005, C013, C040, C044, C084		endoperoxide
inverse electron demand	B088, C091	B034, B035, C079
retro	A064, B027, B088, C044, C064	ene reaction
dienone-phenol rearrangement	A048	A067, A068
1, 3-dipolar cycloaddition		Magnesium-
C022, C031, C079, C091		C085
intramolecular		oxy-
B029, B096, C023, C098		B121, C032
of azomethine ylide	B096	enol
of carbonyl ylide	C015	A013, A024, A025, A032
of diazomethane	B122	enol ester
of nitrile oxide	B089, B090	A027
of nitrene	A065, B029, C098, C103	enol ether
of ozone	A029, B116, B117, C049, C050	A010, A039, A063, C024, C025
diradical	C021, C038, C080	enol lactone
divinylcyclopropane rearrangement		B099
C042, C093		enolate
double inversion	B081	A018, A019, A020, A021, A023, A060, C019
E1 elimination	B019	episelenide
E2 elimination	B044, B049, B104	B102
electrocyclic reaction		episulfide
2e	B076, C107	B044
4e	A066, B025, B026, C008, C054	episulfone
6e		B122
B087, B106, B126, B127, C008, C041, C054, C057, C101, C104, C107		episulfonium salt
8e	C057	C100
elimination		epoxidation
syn-		C013, C109
		epoxide
		A056, B003, B004, B023, B040, B045, B058, B104, C076, C089, C096
		Eschenmoser fragmentation
		B004
		Eschweiler-Clarke methylation
		A053
		ester
		A001, A002, A007
		esterification
		A002, A007
		F~H
		Favorskii rearrangement
		A060, B057
		Ferrier rearrangement
		C025
		Fischer carbene complex
		B127, C069, C093
		Fischer indole synthesis
		B031, B082
		fragmentation

	B004, B070, B 103, C046, C076	hypobromite	B038
Friedel-Crafts acylation	A036, C059		
Gabriel synthesis	A052	I~K	
Gilbert reagent	B036	imide	B113
Grignard reagent	A004, A005, A006, A016, A074, C066, C085	iminium ion	A005, A011, A012, A013, A018, A033, A053, B046, B047, B078, B114, C007
Grob fragmentation	B016, B086, C027, C044, C094	iminophosphorane	B100
group transfer reaction	B074	indole	B031, B047, C038, C066
Heck reaction	A075	insertion	
Hell-Völgard-Zelinsky reaction	A025	of carben	A059, A061, C054, C064
hemiacetal	C001, C076	of carbon monoxide	B042, B127, C069
hemiaminal	A005, A011, B001	of carbonyl group	C026
Hofmann rearrangement	A057	intramolecular carbopalladation	C061, C087, C 109
Hofmann-Löffler-Freytag reaction	B033	inversion	A045, B040, B109
Horner-Wadsworth-Emmons reaction	A071, B036, B099	iodination	A026, B084
Hosomi-Sakurai-type reaction	C053, C062	iodoform reaction	A026
hydrazone		ipso-substitution	C009
A017, B003, B004, B031, B050, B082, C006		isocyanate	A057, A058
hydride abstraction	B068	isocyanide	B048, B065, B118, C007
hydride shift	A077	Jones oxidation	A068
hydride transfer		ketene	A059, A066, C052, C067
A053, B002, B052, C026, C030			
hydroboration	A028, B086, C030	L~N	
hydroformylation	B042	lactam	A055
hydrogen shift		lactol	C013, C079
1, 5-	B027, B030	lactone	A054, B058
1,9-	C101	macrocyclic	B111
hydrogenation	B043	α-	B114
hydrolysis		β-	C045
of acid chloride	A025	lactonization	B066, B115
of azlactone	A019, C009	bromo-	C097
of borate	A028	iodo-	B058
of ester	A001, A023	seleno-	B124
of N-methyl-N-nitrosulfonamide	B024	leaving group	A002, A017, A058
of nitrile	A011	Leimgruber-Batcho indole synthesis	B047
hydrometallation	B042, B043	lone pair	A001, A002
hydropalladatio	C109	malonate	A018, A023, A040
hydroperoxide	C094	Mannich reaction	

protonation		Robinson annulation	B008
	A001, A002, A005, A006, A008,	Robinson-Schöpf reaction	B001
	A009, A011, A054, A063	ruthenium carbene complex	
Pummerer rearrangement	B037		A078, B109, C034
pyrylium ion	C079		
		S	
	Q~R	samarium(II) iodide	
o-quinodimethane	A066, B025		B107, C015, C043, C100
aza-	B030	Schmidt reaction	B111
quinone	C082	selenium dioxide	A068
o-quinone monoacetal	C040	selenoxide	A073, B124, C024
o-quinonemethide	C035	Shapiro reaction	B050
p-quinonemethide	B063	[2, 3] sigmatropic rearrangement	
radical			A068, B095, B106,
A031, A050, A051, B013, B017, B018, B032,			C033, C037, C047, C048, C092
B033, B038, B039, B071, B072, B073, B097,		[3, 3] sigmatropic rearrangement	
B107, B118, C011, C028, C043, C052, C063			A062, A063, B031, B091, B093,
radical addition	C028, C106		C047, C058, C066, C068, C071, C075, C078
radical anion	A038, A039, B069, B073	silametallation	B105
radical chain reaction		silicate ion	B105
	A050, A051, B013, B017, B018,	silyl enol ether	C049
	B032, B033, B038, B071, B072,	single electron reduction	B041
	B073, B074, B 118, C028, C(163	single electron transfer	
radical cyclization	B107, C011		A038, A039, B011, B013,
5-exo-dig	B017, C043		B073, B107, B115, C015, C043
5-exo-trig		singlet oxygen	B034, B035, C079
B017, B071, B074, B115, C011, C043, C052		Smiles rearrangement	C002
transannular	B018	S _N 2 reaction	
Ramberg-Bäcklund reaction	B072, B122		A041, A052, A070, A072, B010, B019,
RCM (ring closing metathesis)	A078		B020, B059, B104, C023, C063, C082, C100
reductive elimination		intramolecular	
	A075, A076, B042, B043, B105,		B045, B101, B102, B110, C001
	B127, B128, C010, C087, C093	S _N 2' reaction	B035, C085
Reimer-Tiemann reaction	A035	SRM reaction	B073
retro-Cope elimination	C072	Staudinger reaction	B101
rhodium carbene complex		Stetter reaction	B006
B126, C015, C074, C075		Stobbe condensation	B009
ring contraction	B111, B 115	Stork enamine reaction	A022
ring expansion	B024, B054, C109	Strecker amino acid synthesis	A011
Ritter reaction	A049	sulfenate	C033

sulfene	B122	Wittig reaction	A069, B080
sulfinate ion	B048, B050, B079	intramolecular	B100, B123, C086
sulfinic acid	C065	[1, 2] Wittig rearrangement	B069
sulfonation	B085	[2, 31] Wittig rearrangement	C077
sulfoxide	B037, C033	Wolff rearrangement	A059, C054
Suzuki-Miyaura coupling	A076	Wolff-Kishner reduction	A017
Swern oxidation	A043, C097	xanthate	A051, C089
		ylide	B103, C050
	T~Y	azonmthine	B096
Tamao oxidation	B105	carbonyl	C015, C079
Tamao-Fleming oxidation	C005	phosphorus	
tautomerization			A069, B100, B123, C019, C086
	A011, A013, A023, A032, A066	sulfur	
thiazolinium ion	B006		A043, B014, B095, B 110, C037, C099
thioacetal	B095	ynolate	C045, C054
thioaldehyde	B125		
thionocarbonate	B103		
thiophile	C048		
thiourea	A072		
Tiffeneau-Demjanov-type rearrangement			
	B024, C022		
Tishchenko reaction	C026		
titanacyclopropane	B128, C020		
TosMIC (p-toluensulfonylmethyl isocyanide)			
	B018		
transmetallation	A076		
trimethylenemethane diradical	C106		
Ugi reaction	C007, C084		
Vilsmeier reaction	A012		
vinylcyclobutane-cyclohexene rearrangement			
	C088		
vinylcyclopropane rearrangement	C021		
vinyllogous amide	A022		
vinylphosphonium salt	B100		
vinylsulfonium salt	B110		
Wacker oxidation	A077		
Wagner-Meerwein rearrangement			
	A046, B023, B085, C095, C097		
Wharton rearrangement	B003		
Wilkinson complex	B043, C076		